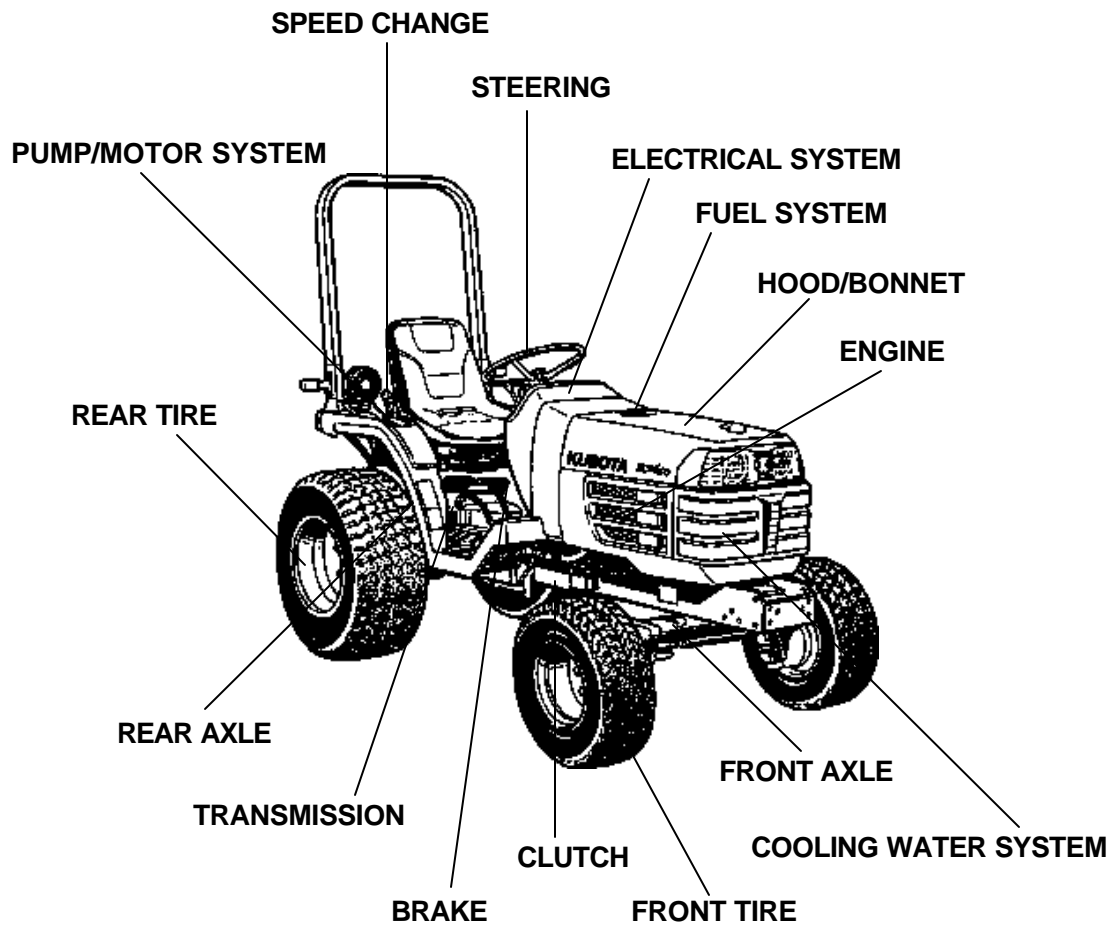


ALL PRODUCT INDEX  
B7410D

---



TOP LINK/TOP LINK BRACKET/PTO PROTECTOR

LABELS

ACCESSORIES AND SERVICE PARTS

OPTION

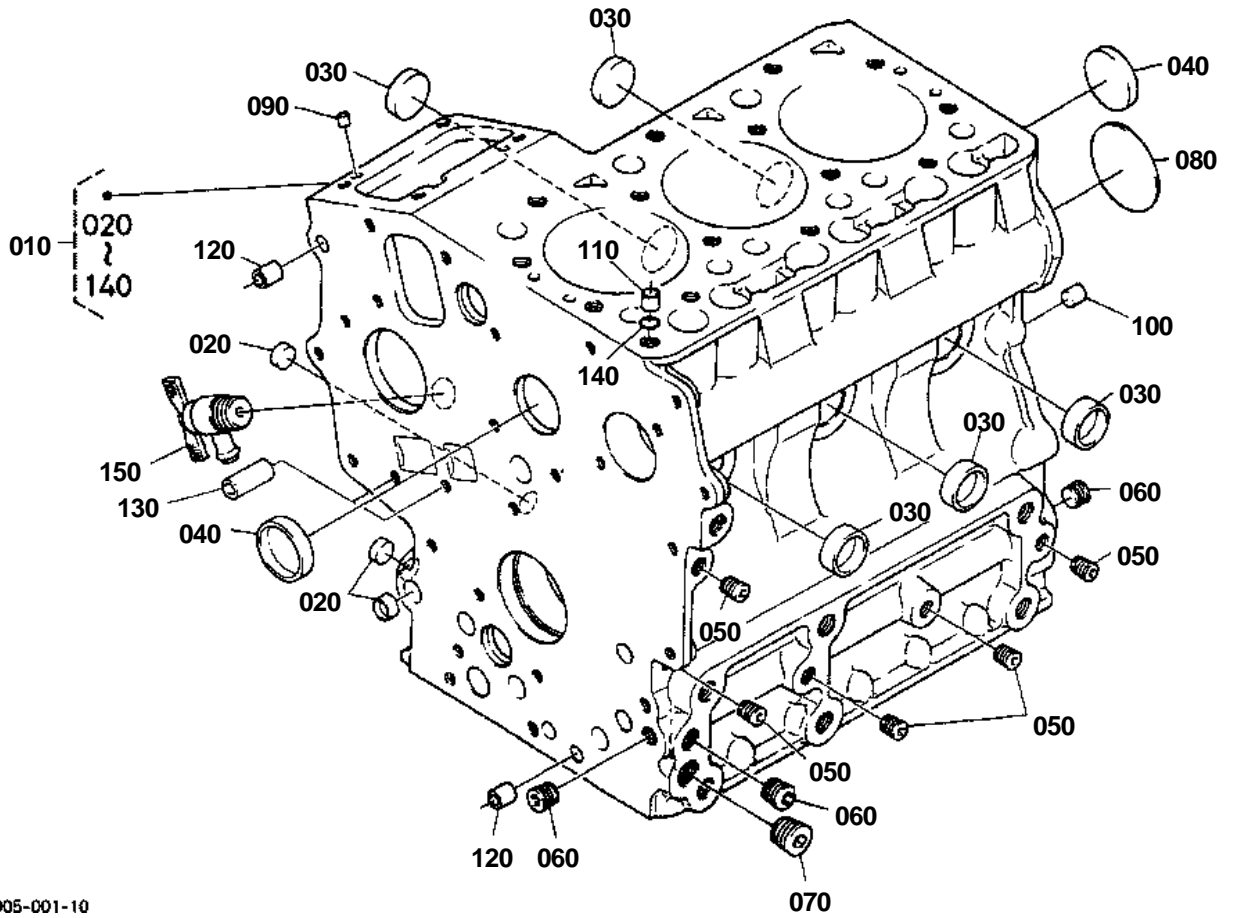
Item	Part No.	Description	Book	
<b>ENGINE</b>	010001	CRANKCASE	100K0768	
	010002	OIL PAN	100K0768	
	010003	CYLINDER HEAD	100K0768	
	010004	GEAR CASE	100K0768	
	010005	HEAD COVER	100K0768	
	01000501	HEAD COVER	100K0768	
	010006	OIL FILTER	100K0768	
	010007	DIPSTICK AND GUIDE	100K0768	
	010008	OIL PUMP	100K0768	
	010100	MAIN BEARING CASE	100K0768	
	010101	CAMSHAFT AND IDLE GEAR SHAFT	100K0768	
	010102	PISTON AND CRANKSHAFT	100K0768	
	010103	FLYWHEEL	100K0768	
	010105	FUEL CAMSHAFT AND GOVERNOR SHAFT	100K0768	
	010200	IDLE APPARATUS	100K0768	
	010202	INJECTION PUMP	100K0768	
	010204	GOVERNOR	100K0768	
	010205	SPEED CONTROL PLATE	100K0768	
	010206	NOZZLE HOLDER AND GLOW PLUG	100K0768	
	010207	NOZZLE HOLDER [COMPONENT PARTS]	100K0768	
	010301	FUEL PUMP(MECHANICAL)	100K0768	
	010500	WATER FLANGE AND THERMOSTAT	100K0768	
	010501	WATER PUMP	100K0768	
	010600	VALVE AND ROCKER ARM	100K0768	
	01060001	VALVE AND ROCKER ARM	100K0768	
	010601	INLET MANIFOLD	100K0768	
	01060101	INLET MANIFOLD	100K0768	
	010602	EXHAUST MANIFOLD	100K0768	
	010603	AIR CLEANER	100K0768	
	010605	MUFFLER	100K0768	
	010900	UPPER GASKET KIT [OPTION]	100K0768	
	010901	LOWER GASKET KIT [OPTION]	100K0768	
	010908	PISTON KIT [OPTION]	100K0768	
	01A001	ACCELERATOR LEVER	100K0768	
	<b>FUEL SYSTEM</b>	01A101	FUEL TANK	100K0768
		01A110	FUEL PIPE	100K0768
		01A130	FUEL FILTER [COMPONENT PARTS]	100K0768
		<b>COOLING WATER SYSTEM</b>	01A401	FAN
	01A410		WATER PIPE	100K0768
	01A42001		RADIATOR [EXCEPT [AU] [NZ]]	100K0768
	01A42002		RADIATOR [AU] [NZ]	100K0768
	01A43001		RESERVE TANK [EXCEPT [AU] [NZ]]	100K0768
	01A43002		RESERVE TANK [AU] [NZ]	100K0768
	<b>ELECTRICAL SYSTEM</b>	01A510	STOP SOLENOID	100K0768
		01A521	DYNAMO	100K0768
		01A523	DYNAMO [COMPONENT PARTS]	100K0768

Item	Part No.	Description	Book	
ELECTRICAL SYSTEM	01A525	STARTER	100K0768	
	01A530	STARTER [COMPONENT PARTS]	100K0768	
	01A535	BATTERY	100K0768	
	01B101	SWITCH	100K0768	
	01B115	PANEL BOARD	100K0768	
	01B120	PANEL BOARD [COMPONENT PARTS]	100K0768	
	01B301	HEAD RIGHT	100K0768	
	01B302	HAZARD LIGHT	100K0768	
	01B304	TAIL LIGHT	100K0768	
	01B310	WINKER LAMP	100K0768	
	01B501	ELECTRICAL WIRING	100K0768	
	CLUTCH	01C101	CLUTCH	100K0768
		01C110	CLUTCH ROD	100K0768
		01C301	CLUTCH PEDAL	100K0768
		01C401	CLUTCH HOUSING	100K0768
		01C405	CLUTCH DIPSTICK AND GUIDE	100K0768
01C415		CENTER FRAME	100K0768	
TRANSMISSION		01C420	TRANSMISSION CASE	100K0768
		01C425	DIFFERENTIAL GEAR CASE	100K0768
	01C427	REAR AXLE CASE	100K0768	
	01D001	CLUTCH SHAFT	100K0768	
	01D005	PROPELLER SHAFT	100K0768	
	01D103	FRONT SHAFT	100K0768	
	01D135	PTO SHAFT	100K0768	
	01D140	REAR DIFFERENTIAL	100K0768	
	01D143	FRONT WHEEL PROPELLER SHAFT	100K0768	
	01D149	2ND SHAFT	100K0768	
SPEED CHANGE	01D152	3RD SHAFT	100K0768	
	01D155	4TH SHAFT	100K0768	
	01D201	MAIN GEAR SHIFT FORK	100K0768	
	01D217	RANGE GEAR SHIFT FORK	100K0768	
	01D220	PTO GEAR SHIFT FORK	100K0768	
	01D225	DIFFERENTIAL LOCK SHIFT FORK	100K0768	
	REAR AXLE	01D301	REAR AXLE	100K0768
BRAKE		01E001	BRAKE	100K0768
	01E005	BRAKE ROD	100K0768	
	01E01501	PARKING BRAKE LEVER [EXCEPT [AU] [NZ]]	100K0768	
	01E01502	PARKING BRAKE LEVER [AU] [NZ]	100K0768	
SPEED CHANGE	01F101	MAIN GEAR SHIFT LEVER	100K0768	
	01F110	RANGE GEAR SHIFT LEVER	100K0768	
	01F113	FRONT WHEEL DRIVE LEVER	100K0768	
	01F125	PTO GEAR SHIFT LEVER	100K0768	
PUMP/MOTOR SYSTEM	01F143	HYDRAULIC CONTROL LEVER	100K0768	
	BRAKE	01F201	BRAKE PEDAL	100K0768
REAR AXLE		01F205	DIFFERENTIAL LOCK PEDAL	100K0768
FRONT AXLE	01G101	FRONT AXLE FRAME	100K0768	
	01G105	FRONT AXLE CASE	100K0768	
	01G115	FRONT DIFFERENTIAL	100K0768	

Item	Part No.	Description	Book	
FRONT AXLE	01G120	DIFFERENTIAL GEAR SHAFT	100K0768	
	01G123	BEVEL GEAR CASE	100K0768	
	01G125	FRONT AXLE CASE	100K0768	
	01G130	FRONT AXLE	100K0768	
	01G135	FRONT DRIVE SHAFT	100K0768	
STEERING	01H001	KNUCKLE ARM	100K0768	
	01H003	DRAG LINK	100K0768	
	01H005	TIE ROD	100K0768	
	01H101	STEERING HANDLE	100K0768	
	01H105	STEERING POST	100K0768	
	01H110	STEERING CONTROLLER	100K0768	
	01H115	STEERING CONTROLLER [COMPONENT PARTS]	100K0768	
	PUMP/MOTOR SYSTEM	01J120	HYDRAULIC PUMP	100K0768
01J125		HYDRAULIC PUMP [COMPONENT PARTS]	100K0768	
01J201		HYDRAULIC OIL LINE(SUCTION)	100K0768	
01J210		HYDRAULIC OIL LINE(DELIVERY)	100K0768	
01J301		HYDRAULIC CYLINDER	100K0768	
01J310		HYDRAULIC PISTON/LIFT ARM	100K0768	
01J330		FEED BACK LEVER	100K0768	
01J405		CONTROL VALVE	100K0768	
01J410		CONTROL VALVE [COMPONENT PARTS]	100K0768	
TOP LINK/TOP LINK BRACKET/PTO PROTECTOR		01K101	3-POINT LINKAGE 2(LIFT ROD)	100K0768
		01K115	LOWER LINK	100K0768
		01K120	3-POINT LINKAGE 1(TOP LINK)	100K0768
	01K125	CHECK CHAIN	100K0768	
	01L105	DRAWBAR	100K0768	
	01L116	REAR HITCH	100K0768	
	01L12501	PTO PROTECTOR [EXCEPT [AU] [NZ]]	100K0768	
	01L12502	PTO PROTECTOR [AU] [NZ]	100K0768	
HOOD/BONNET	01M101	FRONT GRILLE [A] [CA]	100K0768	
	01M10101	FRONT GRILLE [AU] [NZ]	100K0768	
	01M105	BONNET	100K0768	
	01M113	PANEL COVER	100K0768	
	01M120	SIDE COVER	100K0768	
	01M13001	SHUTTER PLATE [EXCEPT [AU] [NZ]]	100K0768	
	01M13002	SHUTTER PLATE [AU] [NZ]	100K0768	
	01M207	LEVER GUIDE	100K0768	
	01M21001	FENDER [EXCEPT [AU] [NZ]]	100K0768	
	01M21002	FENDER [AU] [NZ]	100K0768	
	01M212	FENDER STAY	100K0768	
	01M215	FLOOR SEAT	100K0768	
	01M217	SEAT SUPPORT	100K0768	
	01M225	STEP	100K0768	
	01M30101	ROPS(RIGID TYPE) [EXCEPT [AU]]	100K0768	
	01M30102	ROPS(FOLDABLE TYPE) [EXCEPT [AU]]	100K0768	
	01M30103	ROPS [AU]	100K0768	

Item	Part No.	Description	Book
HOOD/BONNET	01M501	SMV EMBLEM [EXCEPT [AU]]	100K0768
FRONT TIRE	01R10101	FRONT WHEEL(6-12) [EXCEPT [AU] [NZ]]	100K0768
	01R10102	FRONT WHEEL(23*8.50-12) [EXCEPT [AU] [NZ]]	100K0768
	01R10103	FRONT WHEEL(21*8.00-10) [EXCEPT [AU] [NZ]]	100K0768
	01R10104	FRONT WHEEL(23*8.50-12) [EXCEPT [AU] [NZ]]	100K0768
	01R10105	FRONT WHEEL(6-12) [AU] [NZ]	100K0768
	01R10106	FRONT WHEEL(22*8.50-12) [AU] [NZ]	100K0768
REAR TIRE	01R11001	REAR WHEEL(9.5-16) [EXCEPT [AU] [NZ]]	100K0768
	01R11002	REAR WHEEL(33*12.5-15) [EXCEPT [AU] [NZ]]	100K0768
	01R11003	REAR WHEEL(31*15.5-15) [EXCEPT [AU] [NZ]]	100K0768
	01R11004	REAR WHEEL(12-16.5) [EXCEPT [AU] [NZ]]	100K0768
	01R11005	REAR WHEEL(9.5-16) [AU] [NZ]	100K0768
	01R11006	REAR WHEEL(31*13.5-15) [AU] [NZ]	100K0768
LABELS	01S10101	LABEL [EXCEPT [AU] [NZ]] [ENGLISH]	100K0768
	01S10102	LABEL [EXCEPT [AU] [NZ]] [FRENCH]	100K0768
	01S10103	LABEL [AU]	100K0768
	01S10104	LABEL [NZ]	100K0768
ACCESSORIES AND SERVICE PARTS	01T105	ACCESSORIES AND SERVICE PARTS	100K0768
OPTION	01U805	WORKING LIGHT KIT [OPTION]	100K0768
	01U80501	WORKING LIGHT KIT [OPTION]	100K0768

CRANKCASE



1G005-001-10

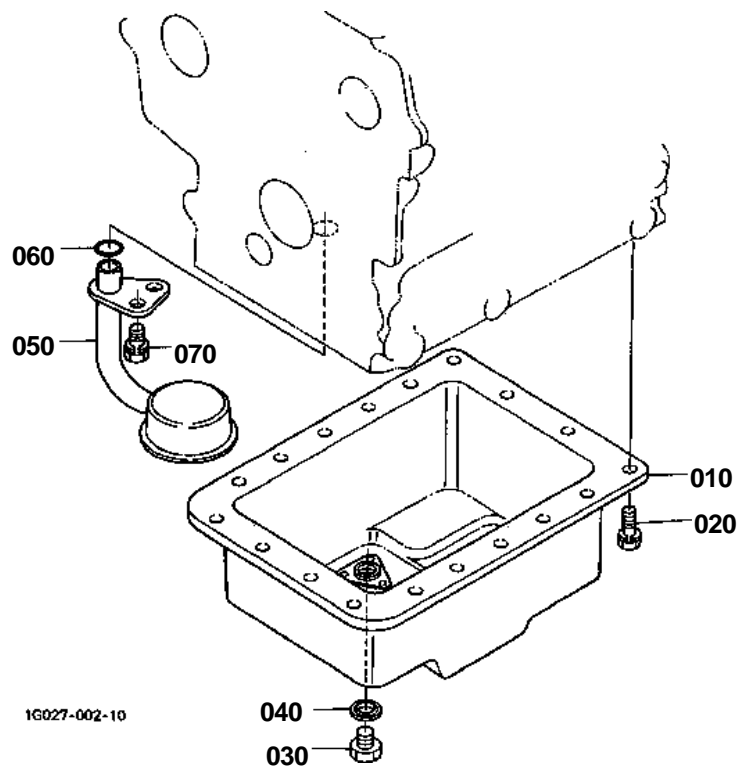


# CRANKCASE

↔ Interchangeable; ≠ not interchangeable; ← new for old; → old for new

REF.No	Part No.	Description	Q'ty	S.No.	I/C	REMARKS	Weight (kgf)	Weight (lb)
010	1G005-01012	COMP.CRANKCASE	1	<=3Y0886			0	0
010	1G005-01013	COMP.CRANKCASE	1	>=4A0001	-		20	44
010	1G005-01015	COMP.CRANKCASE	1	>=4L0001	-		20	44
010	1G005-01016	COMP.CRANKCASE	1	>=5L0179	-		20	44
020	16851-96260	CAP SEALING	3				0.005	0.011
030	16851-96270	CAP SEALING	5				0.005	0.011
040	15451-96270	CAP SEALING	2				0.001	0.0022
050	15261-96010	PLUG	5				0.002	0.0044
060	15521-96020	PLUG	3				0.003	0.0066
070	15521-96030	PLUG	1				0.007	0.0154
080	15261-96160	PLUG EXPANSION	1				0.02	0.044
090	05012-00508	PIN STRAIGHT	2				0.001	0.0022
100	05012-00816	PIN STRAIGHT	2				0.007	0.0154
110	15221-33650	PIN PIPE	1				0.004	0.0088
120	15231-33960	PIN PIPE	2				0.001	0.0022
130	17331-59190	PIN PIPE	2				0.02	0.044
140	15221-33700	O RING	1				0.001	0.0022
150	15841-73020	ASSY COCK DRAIN	1				0.03	0.066

OIL PAN





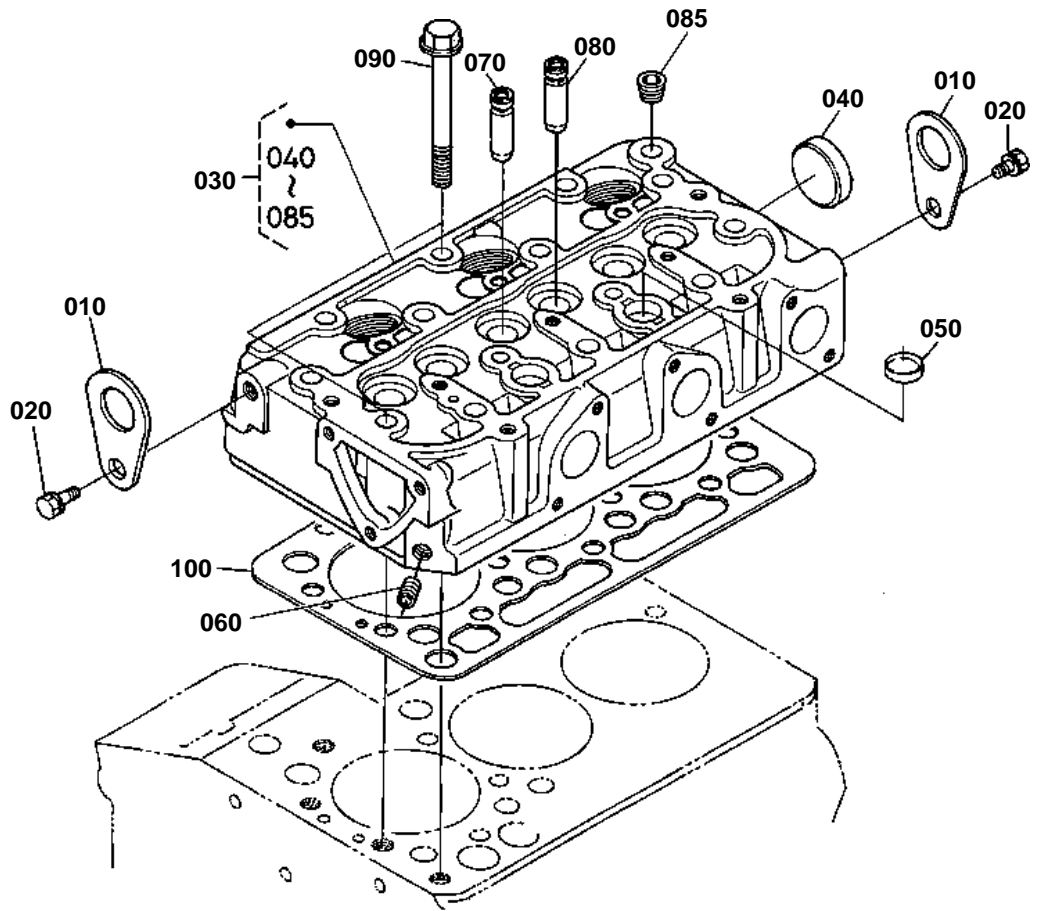


# OIL PAN

↔ Interchangeable; ≠ not interchangeable; ← new for old; → old for new

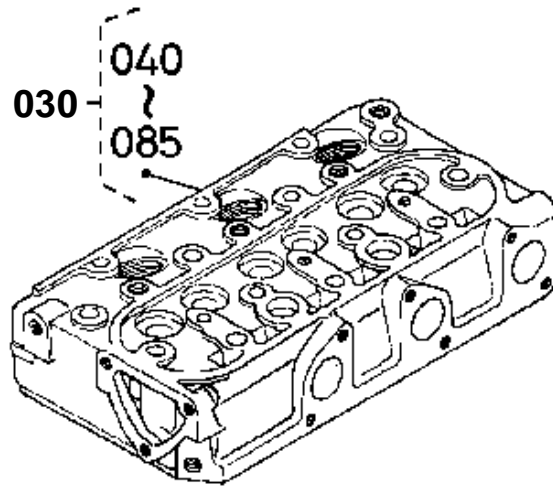
REF.No	Part No.	Description	Q'ty	S.No.	I/C	REMARKS	Weight (kgf)	Weight (lb)
010	6C090-58924	COMP.OIL PAN	1				0.75	1.65
020	01023-50612	BOLT	18				0.005	0.011
030	15221-33750	PLUG	1				0.032	0.0704
030	16326-33750	PLUG DRAIN	1		<<		0.025	0.055
040	6C090-58960	GASKET	1				0.002	0.0044
050	16813-32110	FILTER OIL	1				0.11	0.242
060	04814-00160	O RING	1				0.001	0.0022
070	01123-60814	BOLT	1				0.01	0.022

CYLINDER HEAD



1G005-011-10

# OLD PARTS



1G008-801-10

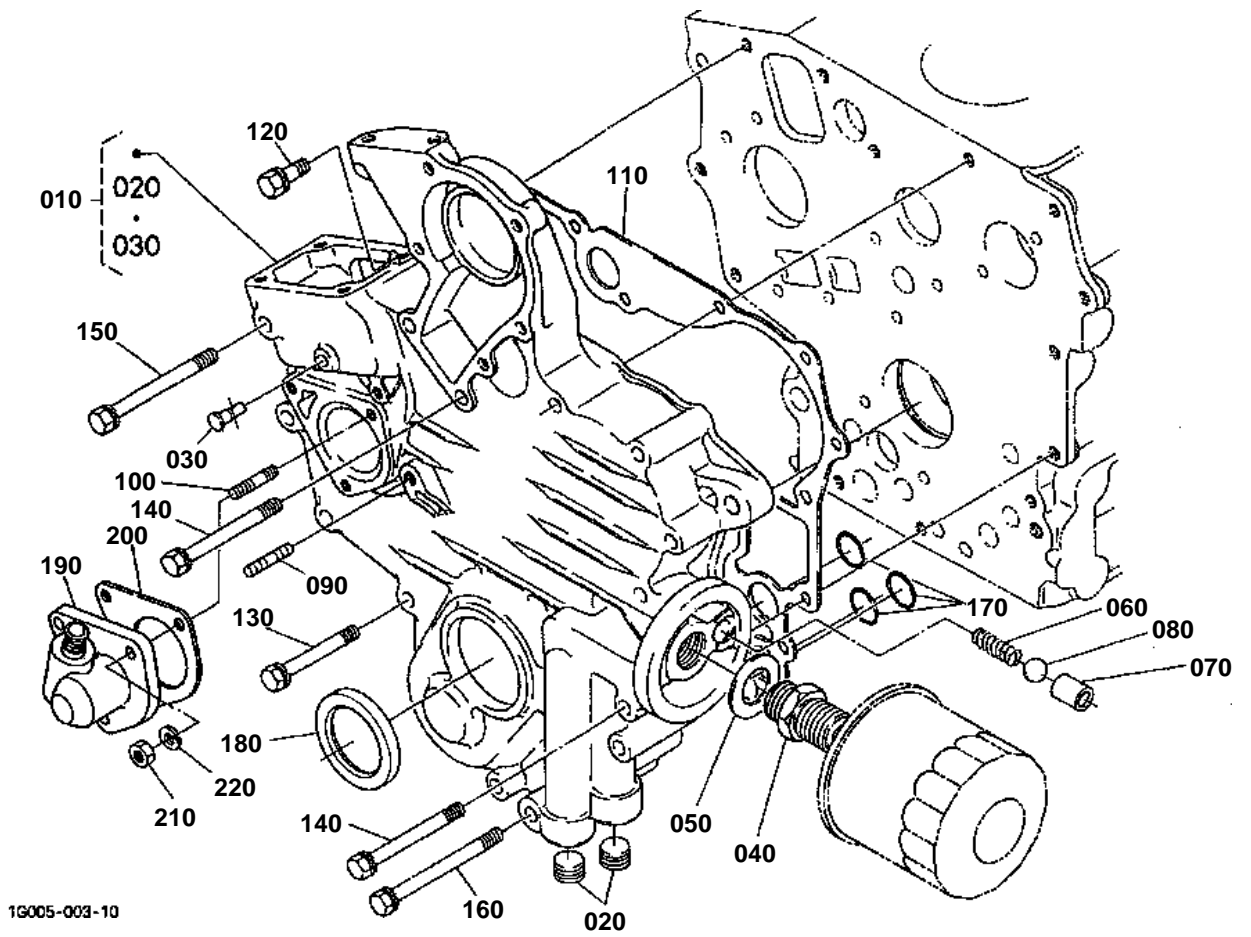


## CYLINDER HEAD

↔ Interchangeable; ≠ not interchangeable; ← new for old; → old for new

REF.No	Part No.	Description	Q'ty	S.No.	I/C	REMARKS	Weight (kgf)	Weight (lb)
010	15221-01750	HOOK ENGINE	2				0.04	0.088
020	01123-60816	BOLT	2				0.01	0.022
030	1G008-03040	COMP.CYLINDER HEAD	1	<=4Z9999			6.1	13.42
030	1G969-03040	COMP.CYLINDER HEAD	1	>=5A0001	1		7.1	15.62
040	15321-96260	CAP SEALING	1				0.001	0.0022
050	15261-03370	CAP SEALING	2				0.005	0.011
060	15261-96010	PLUG	1				0.002	0.0044
070	15841-13540	GUIDE INLET VALVE	3				0.014	0.0308
080	15841-13560	GUIDE EXHAUST VALVE	3				0.014	0.0308
085	15841-96020	PLUG	1			OUT OF USE	0.028	0.0616
090	14601-03450	BOLT CYLINDER HEAD	14				0.035	0.077
100	16871-03310	GASKET CYLINDER HEAD	1				0.083	0.1826

GEAR CASE

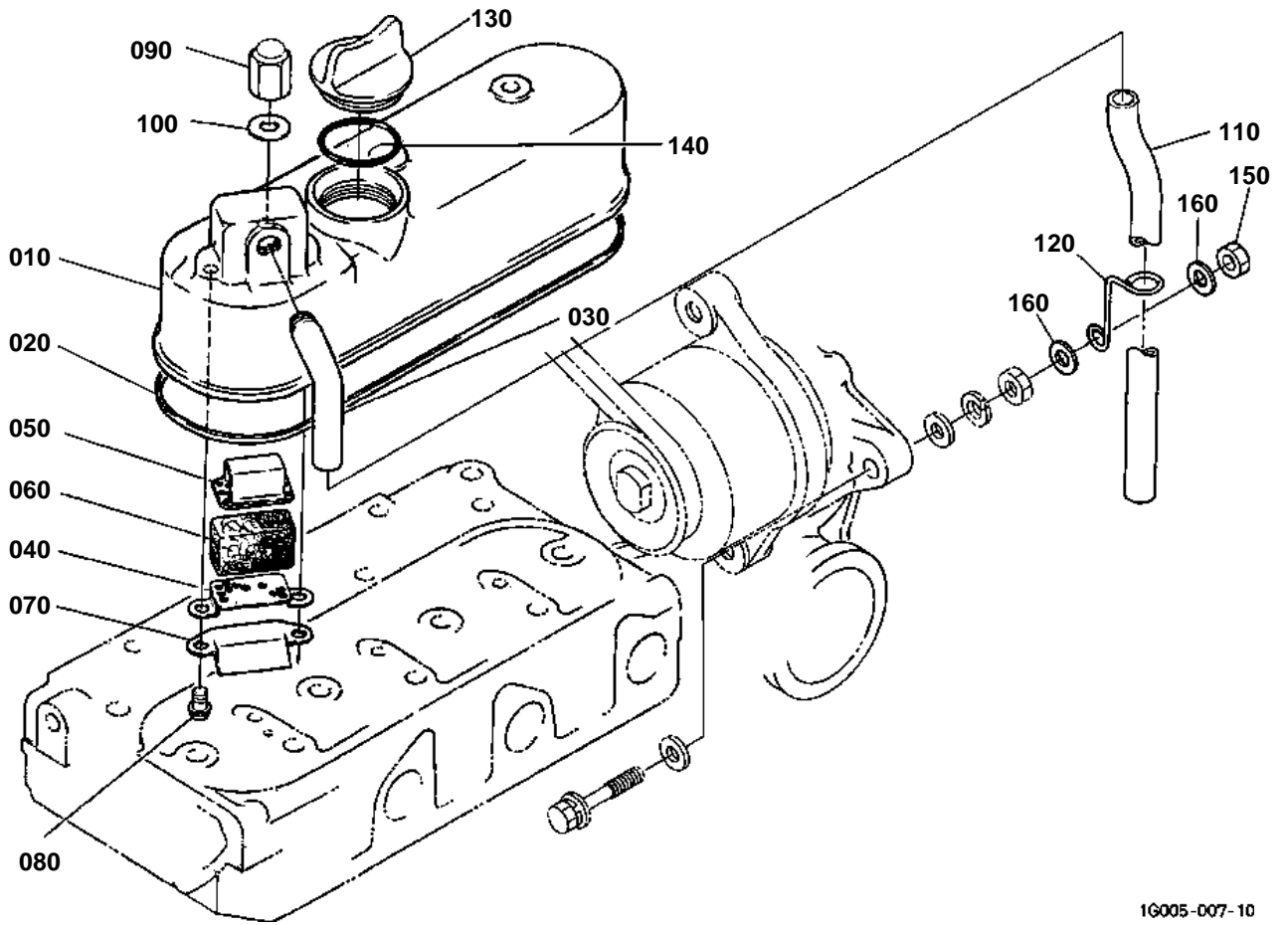


**GEAR CASE**

↔ Interchangeable; ≠ not interchangeable; ← new for old; → old for new

REF.No	Part No.	Description	Q'ty	S.No.	I/C	REMARKS	Weight (kgf)	Weight (lb)
010	1E051-04020	COMP.CASE GEAR	1				1.7	3.74
020	16851-96010	PLUG	2				0.015	0.033
020	15521-96030	PLUG	2		<<		0.007	0.0154
030	15841-56280	PIN START SPRING	1				0.005	0.011
040	15241-32290	JOINT PIPE	1				0.053	0.1166
050	15841-94010	WASHER PLAIN	1				0.003	0.0066
060	16851-36950	SPRING	1				0.02	0.044
070	15841-36930	SEAT VALVE	1				0.01	0.022
080	07715-03211	BALL	1				0.003	0.0066
090	15841-91510	STUD	1				0.007	0.0154
100	15221-88210	STUD	3				0.005	0.011
110	15862-04132	GASKET GEAR CASE NA	1				0.007	0.0154
120	01023-50618	BOLT	1				0.006	0.0132
130	01023-60650	BOLT	8				0.015	0.033
140	15841-91010	BOLT	5				0.014	0.0308
150	01023-60670	BOLT	1				0.015	0.033
160	01023-50675	BOLT	1				0.01	0.022
170	04814-06130	O RING	3				0.01	0.022
180	15877-04140	SEAL OIL	1				0.011	0.0242
190	59360-25950	ASSY GEAR CASE H/M	1				0.29	0.638
200	19461-88132	GASKET H/M GEAR CASE	1				0.002	0.0044
210	02056-50060	NUT	3				0.002	0.0044
220	04512-60060	WASHER SPRING	3				0.001	0.0022

HEAD COVER



1G005-007-10



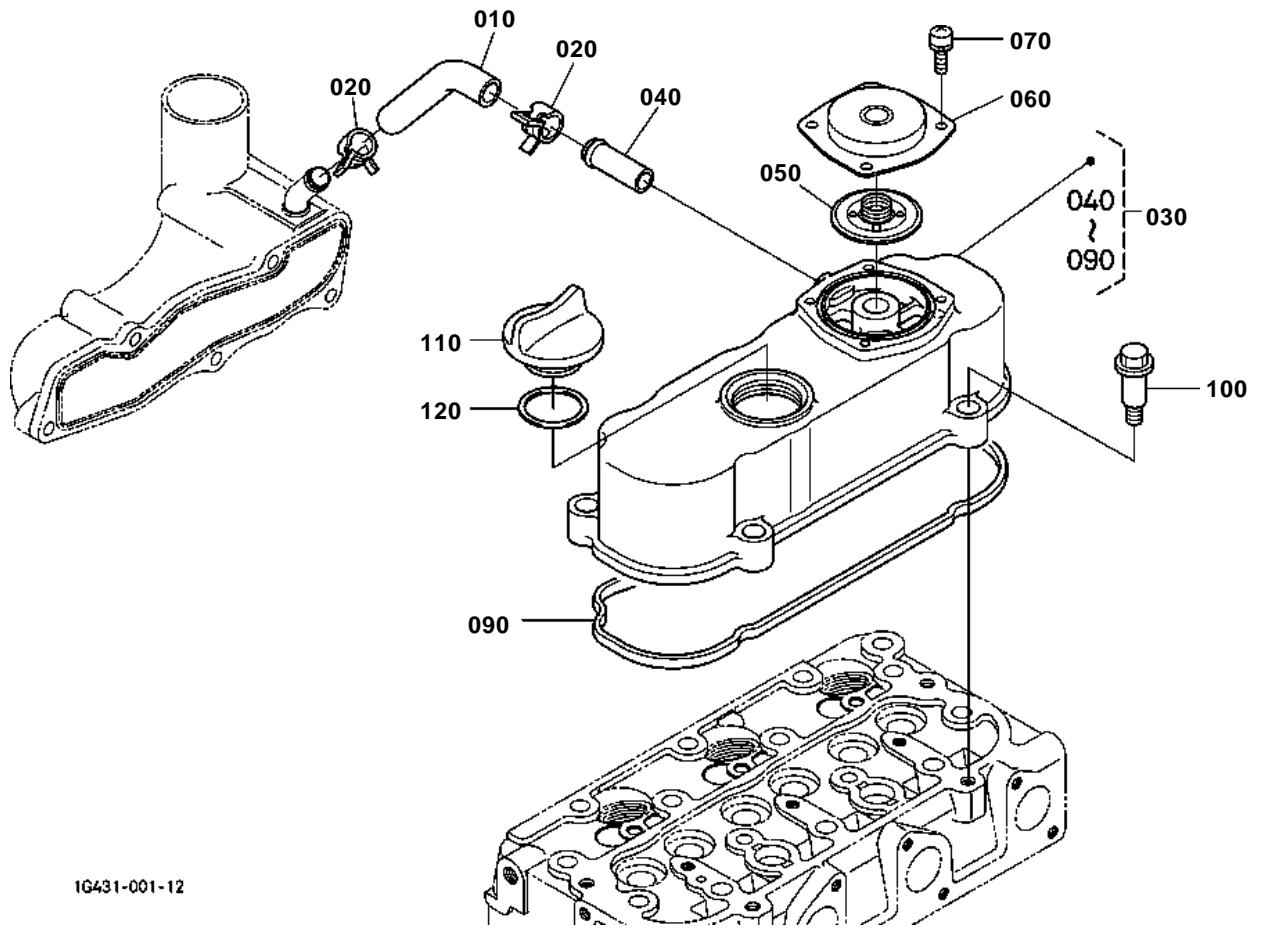
**HEAD COVER**  
S.No.;<=4Z9999

↔ Interchangeable; ≠ not interchangeable; ← new for old; → old for new

REF.No	Part No.	Description	Q'ty	S.No.	I/C	REMARKS	Weight (kgf)	Weight (lb)
010	16861-14513	COVER CYL.HEAD	1				0.38	0.836
020	16871-14520	GASKET HEAD COVER	1				0.001	0.0022
030	15881-05550	JOINT BREATHER PIPE	1				0.01	0.022
040	15841-05140	PLATE B/THER ELEMENT	1				0.005	0.011
050	15841-05150	PLATE B/THER ELEMENT	1				0.005	0.011
060	15841-05670	ELEMENT BREATHER	1				0.01	0.022
070	15841-05370	OIL SHIELD BREATHER	1				0.003	0.0066
080	16861-93310	SCREW	2				0.001	0.0022
090	15841-14620	NUT	3				0.01	0.022
100	15601-96650	GASKET	3				0.001	0.0022
110	15841-05510	PIPE BREATHER	1				0.04	0.088
120	15881-05590	CLAMP PIPE	1				0.005	0.011
130	E9151-33140	PLUG OIL FILLER	1				0.017	0.0374
140	04814-50300	O RING	1				0.001	0.0022
150	02114-50080	NUT	1				0.005	0.011
160	04013-60080	WASHER PLAIN	2				0.002	0.0044



HEAD COVER



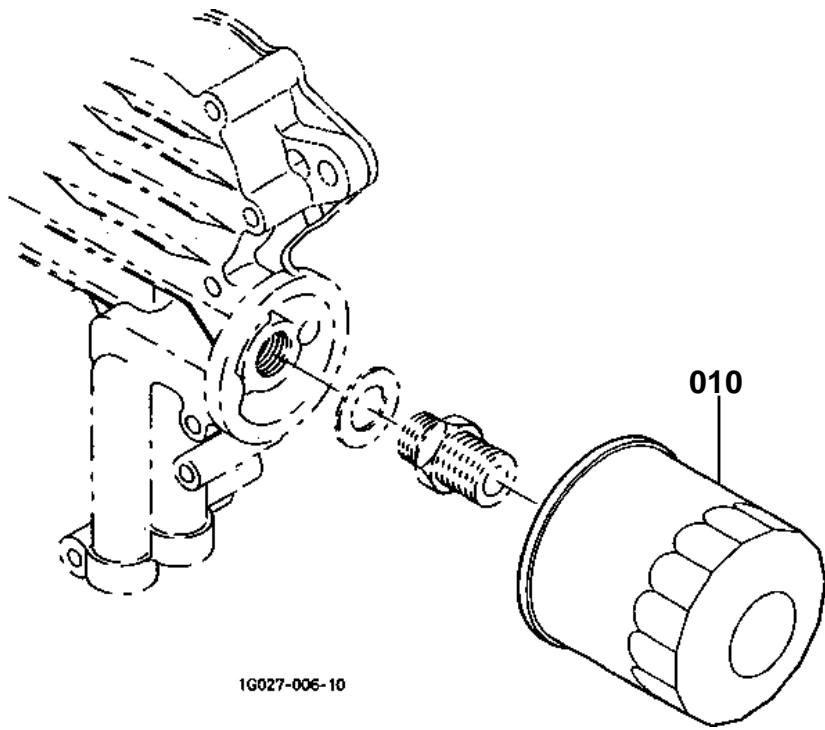
1G431-001-12

**HEAD COVER**

S.No.;&gt;=5A0001

↔ Interchangeable; ≠ not interchangeable; ← new for old; → old for new

REF.No	Part No.	Description	Q'ty	S.No.	I/C	REMARKS	Weight (kgf)	Weight (lb)
010	1G960-05512	TUBE BREATHER	1				0.008	0.0176
020	09318-88125	CLIP	2				0.001	0.0022
030	1G958-14502	ASSY COVER CYL.HEAD	1				0.6	1.32
040	16241-73370	PIPE WATER RETURN	1				0.007	0.0154
050	1G911-05203	COMP.VALVE BREATHER	1				0.01	0.022
060	1G801-05120	COVER BREATHER	1				0.035	0.077
070	03024-50510	SCREW WITH WASHER	4				0.002	0.0044
080	99999-99999	BLANK	0				0	0
090	1G958-14520	GASKET HEAD COVER	1				0.009	0.0198
100	1G911-91022	BOLT	4				0.015	0.033
110	E9151-33140	PLUG OIL FILLER	1				0.017	0.0374
120	04814-50300	O RING	1				0.001	0.0022

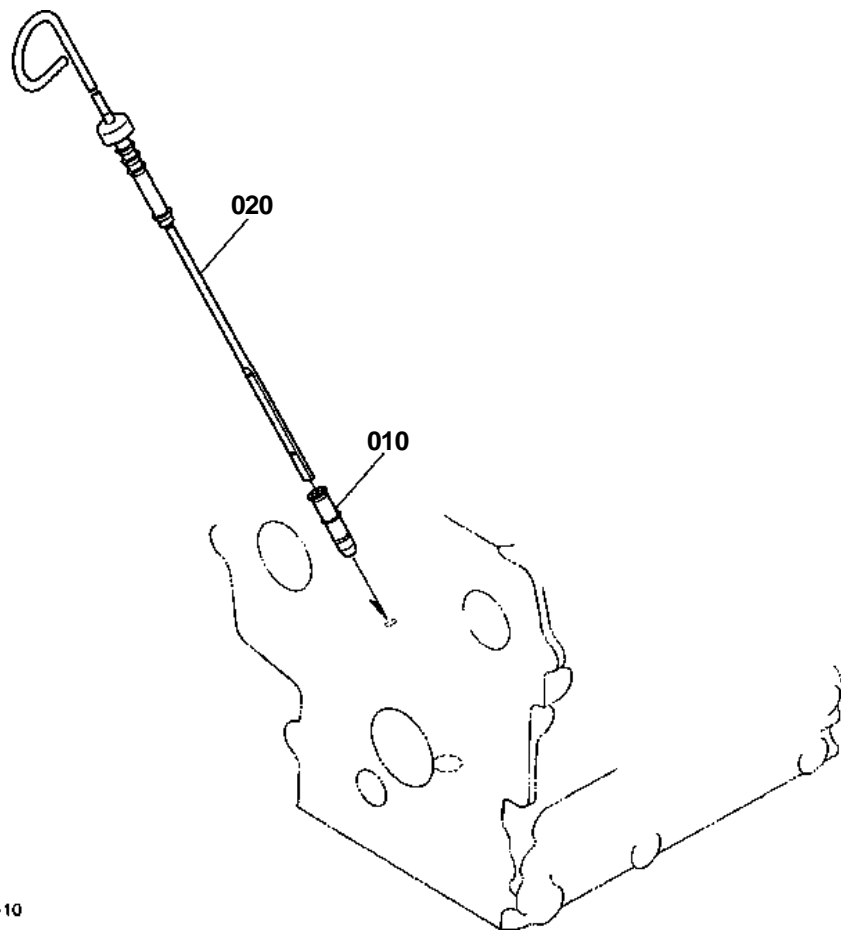




OIL FILTER

↔ Interchangeable; ≠ not interchangeable; ← new for old; → old for new

REF.No	Part No.	Description	Q'ty	S.No.	I/C	REMARKS	Weight (kgf)	Weight (lb)
010	15853-32430	CARTRIDGE OIL FILTER	1				0.195	0.429



1G005-004-10

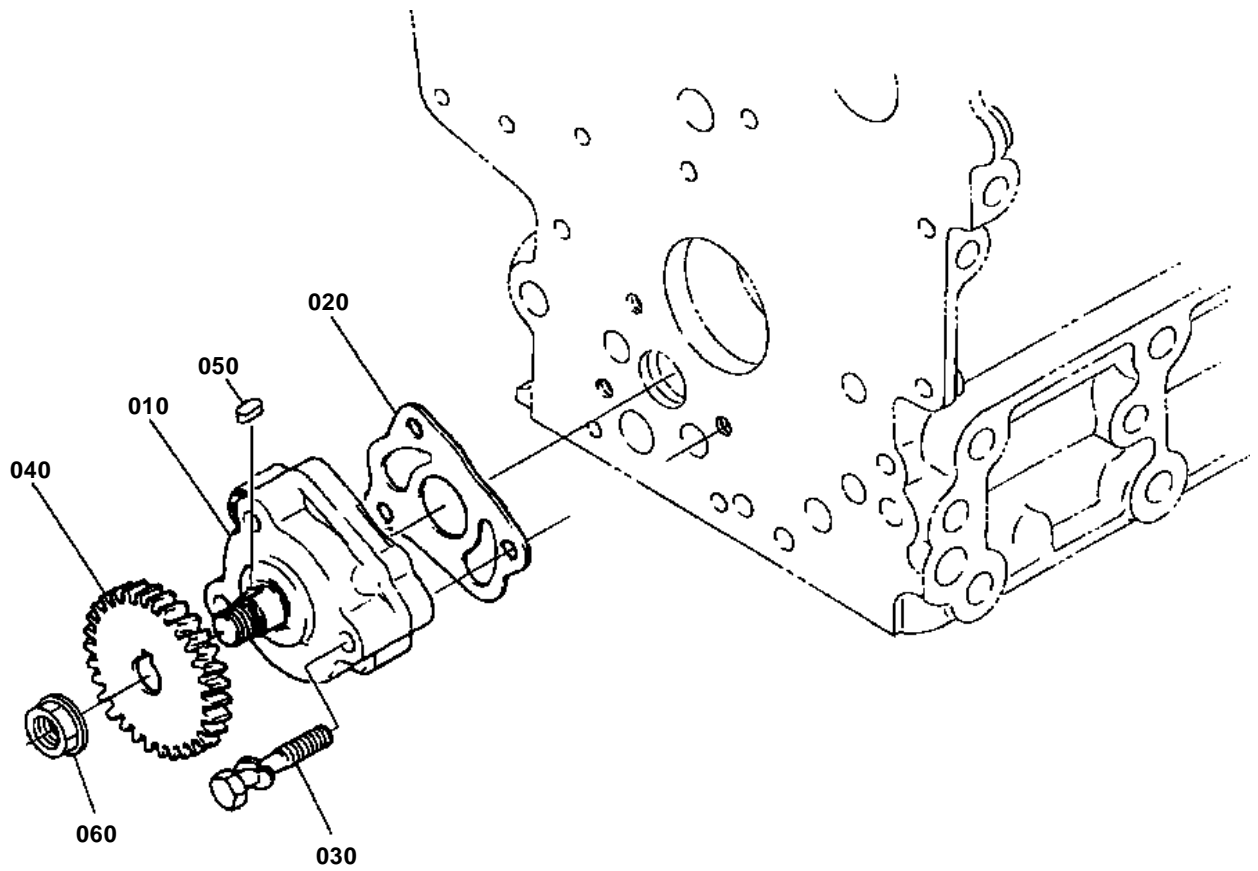


## DIPSTICK AND GUIDE

↔ Interchangeable; ≠ not interchangeable; ← new for old; → old for new

REF.No	Part No.	Description	Q'ty	S.No.	I/C	REMARKS	Weight (kgf)	Weight (lb)
010	17456-36420	GUIDE OIL GAUGE	1				0.03	0.066
020	16829-36410	GAUGE OIL	1				0.04	0.088

OIL PUMP



17060-002-11



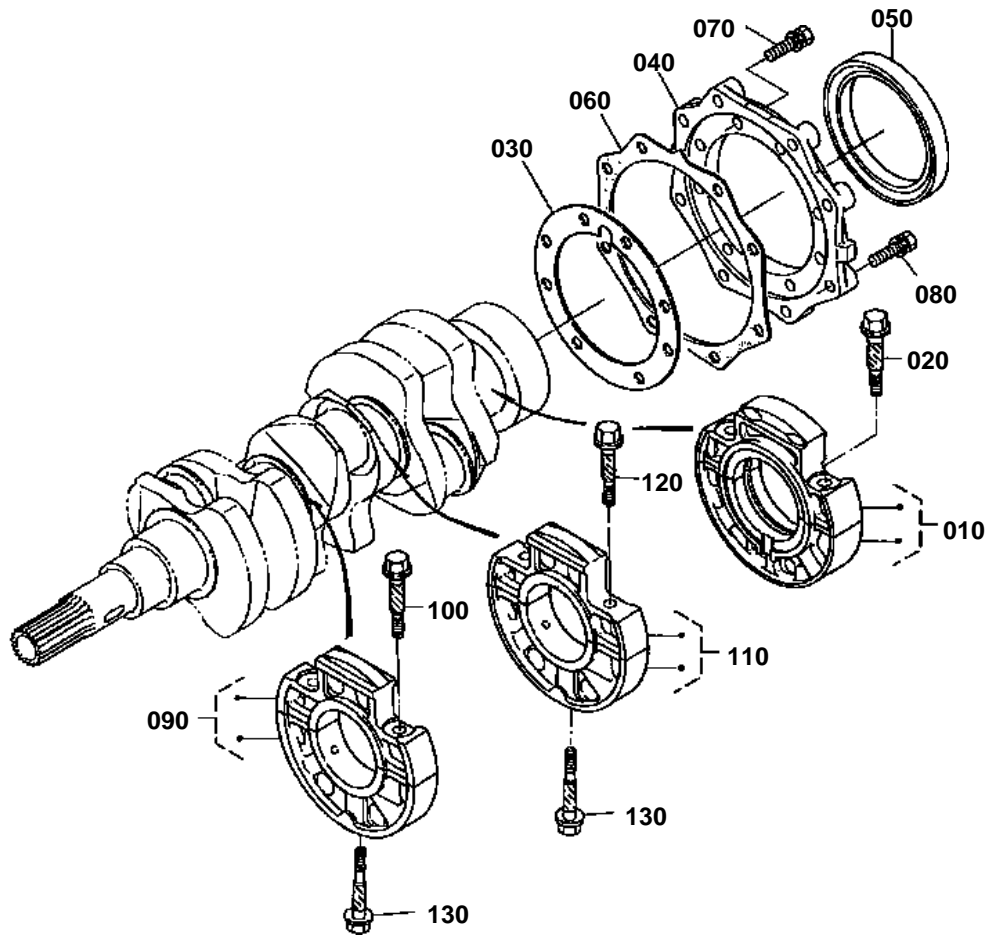
## OIL PUMP

↔ Interchangeable; ≠ not interchangeable; ← new for old; → old for new

REF.No	Part No.	Description	Q'ty	S.No.	I/C	REMARKS	Weight (kgf)	Weight (lb)
010	16851-35012	ASSY PUMP OIL	1				0.24	0.528
020	16851-35152	GASKET OIL PUMP NA	1				0.001	0.0022
030	15841-91050	BOLT	3				0.01	0.022
040	15841-35660	GEAR OIL PUMP DRIVE	1				0.113	0.2486
050	05712-00408	KEY FEATHER	1				0.001	0.0022
060	02783-50100	NUT FLANGE	1				0.01	0.022



MAIN BEARING CASE



1G026-020-10

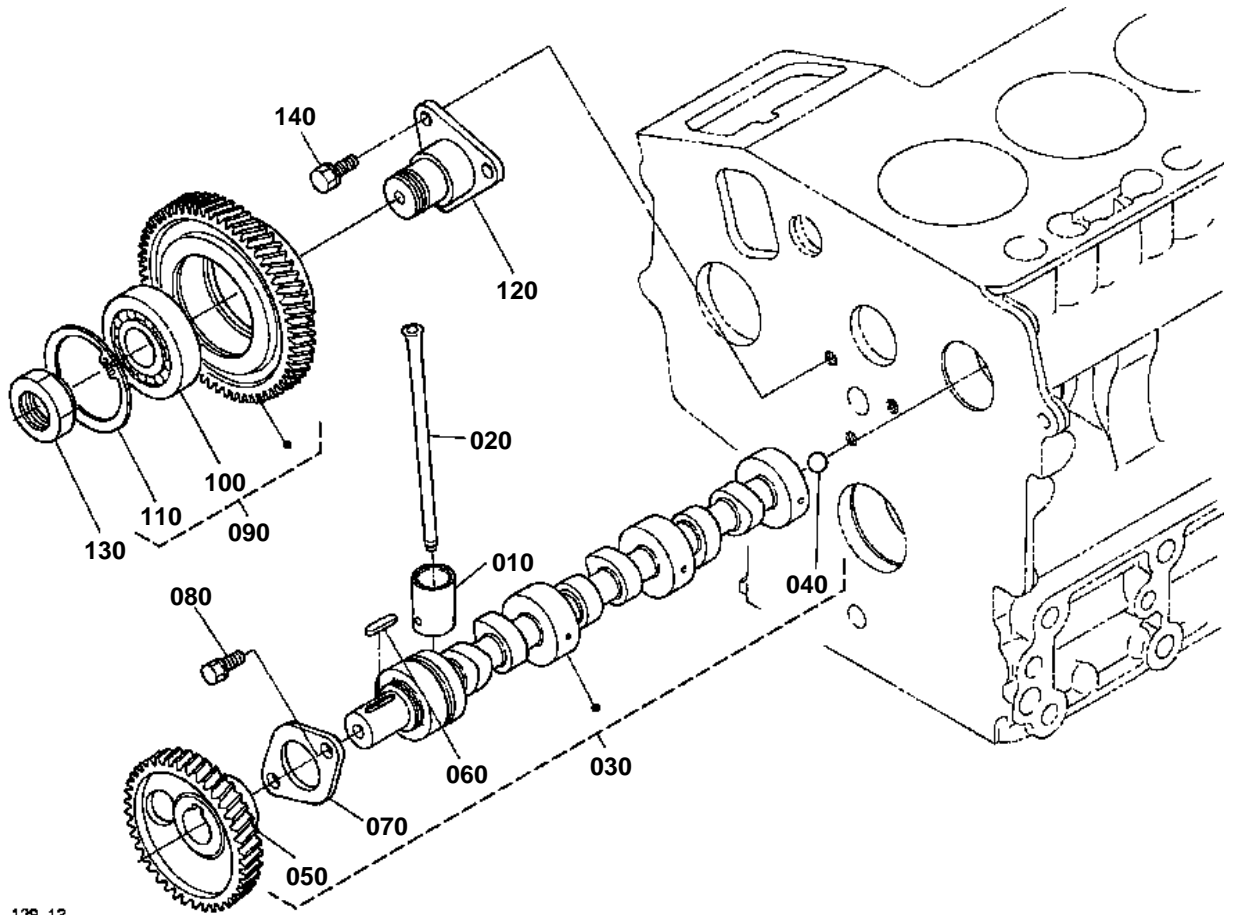


# MAIN BEARING CASE

↔ Interchangeable; ≠ not interchangeable; ← new for old; → old for new

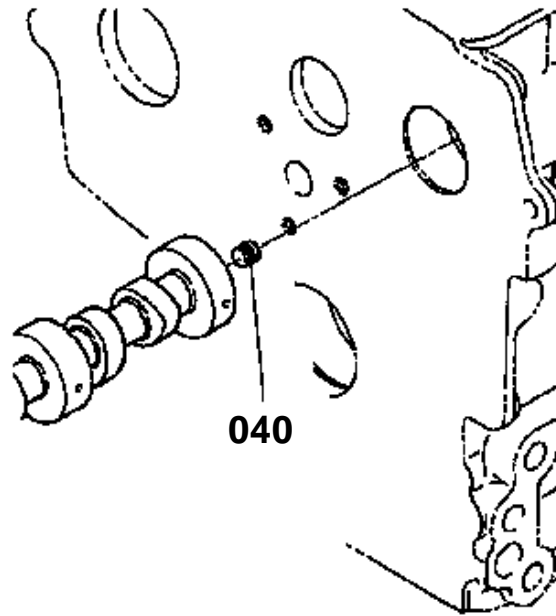
REF.No	Part No.	Description	Q'ty	S.No.	I/C	REMARKS	Weight (kgf)	Weight (lb)
010	16851-04092	ASSY CASE MAIN BRG.	1				0.71	1.562
020	15841-04540	BOLT BEARING CASE	2				0.012	0.0264
030	15852-04360	GASKET BEARING CASE	1	<=4M2501			0.005	0.011
030	1G960-04360	GASKET BEARING CASE	1	>=4N0001	→		0.01	0.022
030	15852-04360	GASKET BRG.CASE	1	>=4Y0001	↑		0.005	0.011
040	15841-04810	COVER BEARING CASE	1	<=5F3683			0.16	0.352
040	15841-04815	COVER BEARING CASE	1	>=5G0001	→		0.16	0.352
050	09560-00007	SEAL OIL	1				0.029	0.0638
060	15841-04822	GASKET	1				0.004	0.0088
070	01023-50620	BOLT	8				0.006	0.0132
080	01023-50622	BOLT	8				0.005	0.011
090	16851-04040	ASSY CASE MAIN BRG.	1				0.58	1.276
100	15841-04540	BOLT BEARING CASE	2				0.012	0.0264
110	16861-04050	ASSY CASE MAIN BRG.	1				0.58	1.276
120	15841-04540	BOLT BEARING CASE	2				0.012	0.0264
130	15841-04562	BOLT BEARING CASE	2				0.02	0.044

CAMSHAFT AND IDLE GEAR SHAFT



16871-129-13

# OLD PARTS



1G027-802-10

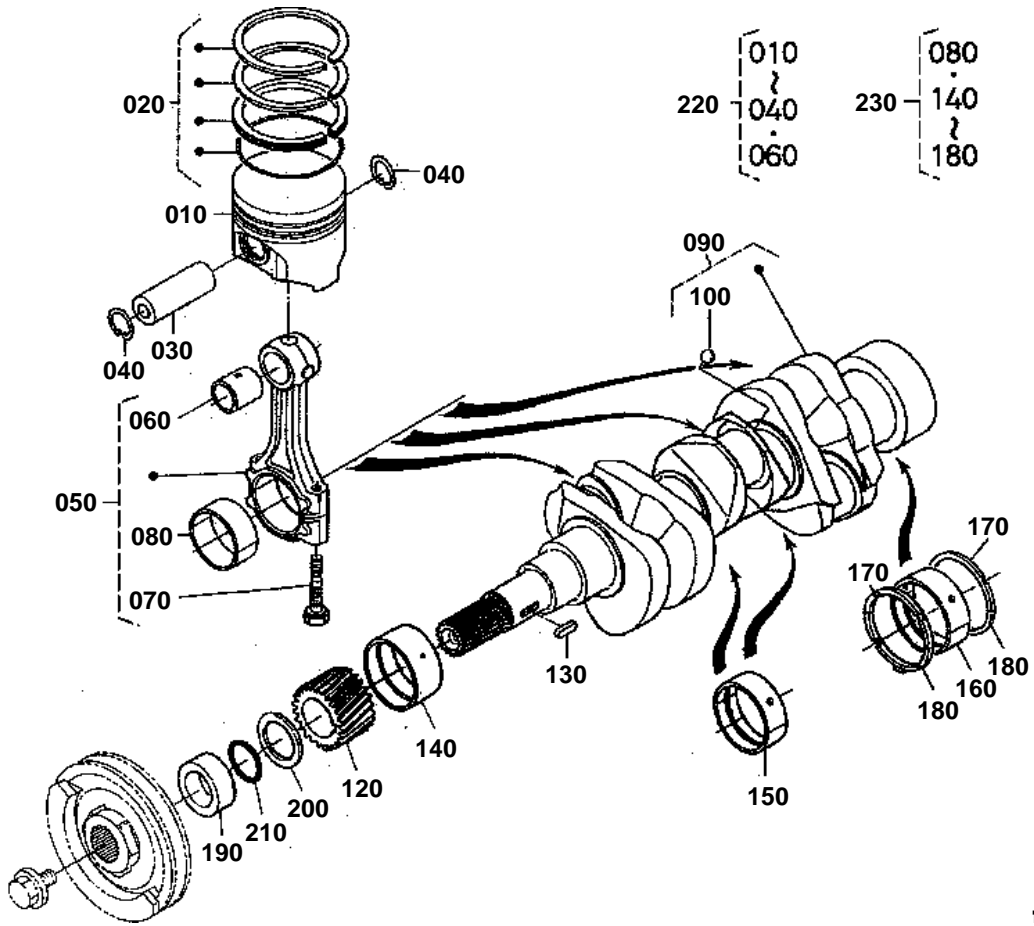


# CAMSHAFT AND IDLE GEAR SHAFT

↔ Interchangeable; ≠ not interchangeable; ← new for old; → old for new

REF.No	Part No.	Description	Q'ty	S.No.	I/C	REMARKS	Weight (kgf)	Weight (lb)
010	16851-15550	TAPPET	6	<=4X9999		NOT SALE	0.025	0.055
010	16851-15552	TAPPET	6	>=4Y0001	→		0.025	0.055
020	16851-15110	PUSH ROD	6				0.02	0.044
030	16864-16010	ASSY CAMSHAFT	1				1.05	2.31
040	15521-93610	SCREW SET	1	<=4M2501			0.002	0.0044
040	07715-00401	BALL	1	>=4N0001	↑		0.001	0.0022
050	16864-16510	GEAR CAM	1				0.262	0.5764
060	05712-00518	KEY FEATHER	1				0.003	0.0066
070	15841-16270	STOPPER CAMSHAFT	1				0.027	0.0594
080	01023-50612	BOLT	2				0.005	0.011
090	16864-24010	ASSY GEAR IDLE	1				0.58	1.276
100	16864-24290	BEARING	1				0.145	0.319
110	04611-00520	CIR CLIP INTERNAL	1				0.009	0.0198
120	16864-24250	SHAFT IDLE GEAR	1				0.16	0.352
130	16864-92010	NUT	1				0.02	0.044
140	01023-50614	BOLT	3				0.005	0.011

PISTON AND CRANKSHAFT



1G005-005-10

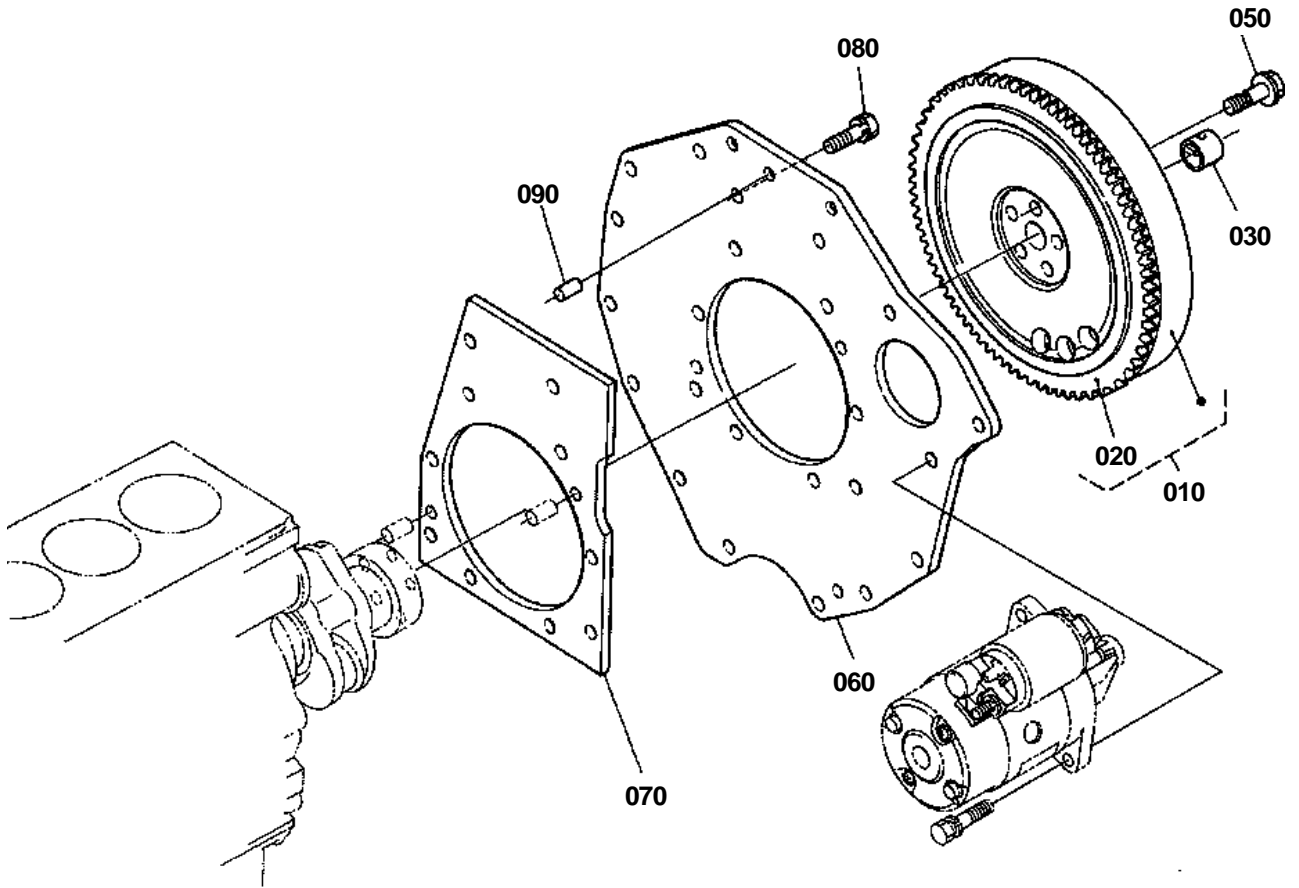


PISTON AND CRANKSHAFT

↔ Interchangeable; ≠ not interchangeable; ← new for old; → old for new

REF.No	Part No.	Description	Q'ty	S.No.	I/C	REMARKS	Weight (kgf)	Weight (lb)
010	1E051-21110	PISTON	3			STD	0.224	0.4928
010	1E051-21900	PISTON	3			+0.25mm	0.225	0.495
020	16853-21050	ASSY PISTON RING	3			STD	0.04	0.088
020	16853-21090	ASSY PISTON RING	3			+0.25mm	0.04	0.088
030	16871-21310	PIN PISTON	3				0.08	0.176
040	15261-21330	CIR CLIP PISTON PIN	6				0.001	0.0022
050	16851-22010	ASSY ROD CONNECTING	3	≤4D1132			0	0
050	16851-22015	ASSY ROD CONNECTING	3	≥4E0001	↔		0.33	0.726
060	16851-21980	BUSH PISTON PIN	3	≤4D1132			0.01	0.022
060	16851-21982	BUSH PISTON PIN	3	≥4E0001	↔		0.01	0.022
070	16851-22140	BOLT CONNECTING ROD	6				0.012	0.0264
080	16851-22320	METAL CRANKPIN M	3			STD SET	0.04	0.088
080	15861-22970	METAL CRANKPIN	3			-0.20mm SET	0.03	0.066
080	15861-22980	METAL CRANKPIN	3			-0.40mm SET	0.03	0.066
090	16805-23010	COMP.CRANKSHAFT	1				6.34	13.948
100	07715-03207	BALL	3				0.001	0.0022
110	99999-99999	BLANK	0				0	0
120	16864-24110	GEAR CRANKSHAFT	1				0.08	0.176
130	05712-00515	KEY FEATHER	1				0.003	0.0066
140	15861-23470	METAL CRANKSHAFT	1			STD	0.03	0.066
140	15861-23910	METAL CRANKSHAFT	1			-0.20mm	0.04	0.088
140	15861-23920	METAL CRANKSHAFT	1			-0.40mm	0.04	0.088
150	16861-23490	METAL CRANKSHAFT M	2			STD SET	0.02	0.044
150	15861-23860	METAL CRANKSHAFT	2			-0.20mm SET	0.03	0.066
150	15861-23870	METAL CRANKSHAFT	2			-0.40mm SET	0.03	0.066
160	16861-23480	METAL CRANKSHAFT M	1			STD SET	0.03	0.066
160	15694-23930	METAL CRANKSHAFT	1			-0.20mm SET	0.05	0.11
160	15694-23940	METAL CRANKSHAFT	1			-0.40mm SET	0.046	0.1012
170	15261-23530	METAL SIDE	2			STD	0.006	0.0132
170	15261-23950	METAL SIDE	2			+0.20mm	0.006	0.0132
170	15261-23960	METAL SIDE	2			+0.40mm	0.007	0.0154
180	15261-23540	METAL SIDE	2			STD	0.007	0.0154
180	15261-23970	METAL SIDE	2			+0.20mm	0.006	0.0132
180	15261-23980	METAL SIDE	2			+0.40mm	0.007	0.0154
190	15841-23250	COLLAR CRANKSHAFT	1				0.05	0.11
200	15881-23310	SLINGER OIL	1				0.004	0.0088
210	04814-16220	O RING	1				0.001	0.0022
220	1E051-21770	KIT PISTON	3	≤4D1132		STD	0	0
220	1E051-21772	KIT PISTON	3	≥4E0001	↔	STD	0	0
220	1E051-21780	KIT PISTON	3	≤4D1132		+0.25mm	0	0
220	1E051-21782	KIT PISTON	3	≥4E0001	↔	+0.25mm	0	0
230	1E051-23750	KIT METAL ENGINE	1	≤3Y0886		STD	0.355	0.781
230	1E051-23752	KIT METAL ENGINE	1	≥4A0001	↔	STD	0.355	0.781
230	1E051-23760	KIT METAL ENGINE	1			-0.20mm/+0.20mm	0.37	0.814
230	1E051-23770	KIT METAL ENGINE	1			-0.40mm/+0.40mm	0.377	0.8294

FLYWHEEL



1G027-009-11

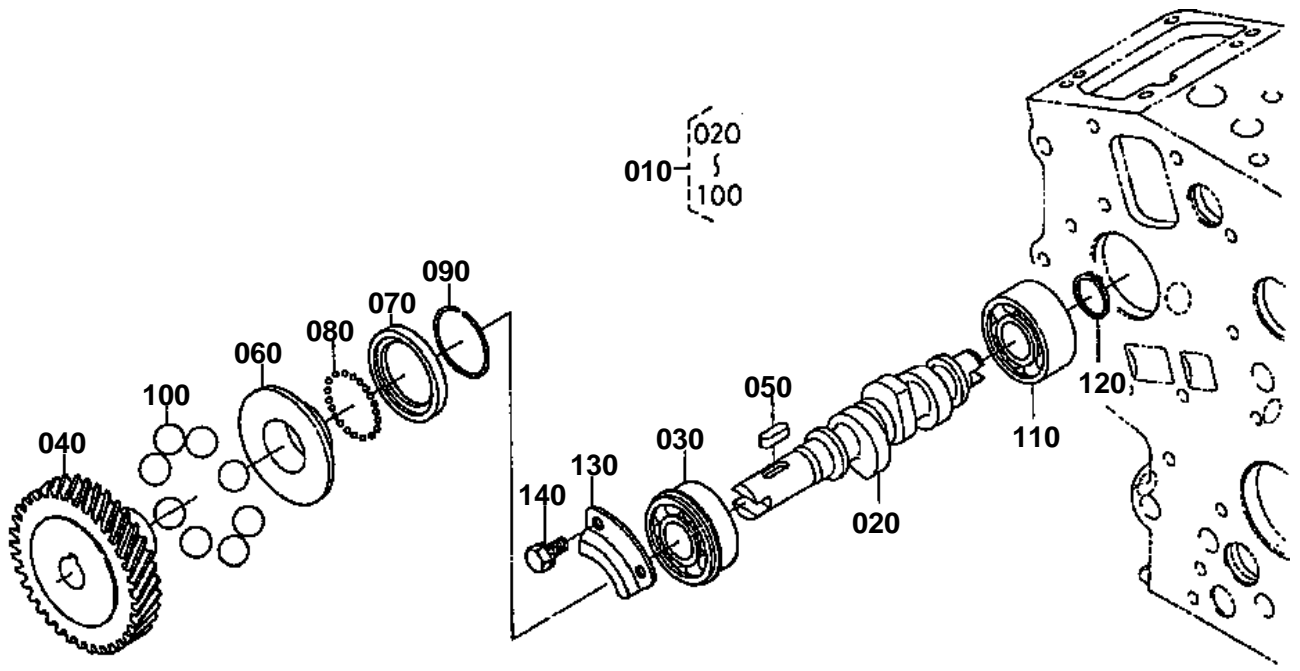


**FLYWHEEL**

↔ Interchangeable; ≠ not interchangeable; ← new for old; → old for new

REF.No	Part No.	Description	Q'ty	S.No.	I/C	REMARKS	Weight (kgf)	Weight (lb)
010	16813-25010	COMP.FLYWHEEL	1				11.5	25.3
020	16813-63820	GEAR RING	1				0.62	1.364
030	66621-14120	BEARING DRY	1				0.006	0.0132
040	99999-99999	BLANK	0				0	0
050	15533-25162	BOLT FLYWHEEL	5				0.03	0.066
060	6C090-58910	PLATE REAR END	1				4	8.8
070	6C090-58940	PLATE REAR END	1				1	2.2
080	01123-50825	BOLT	10				0.013	0.0286
090	05012-00816	PIN STRAIGHT	1				0.007	0.0154

FUEL CAMSHAFT AND GOVERNOR SHAFT



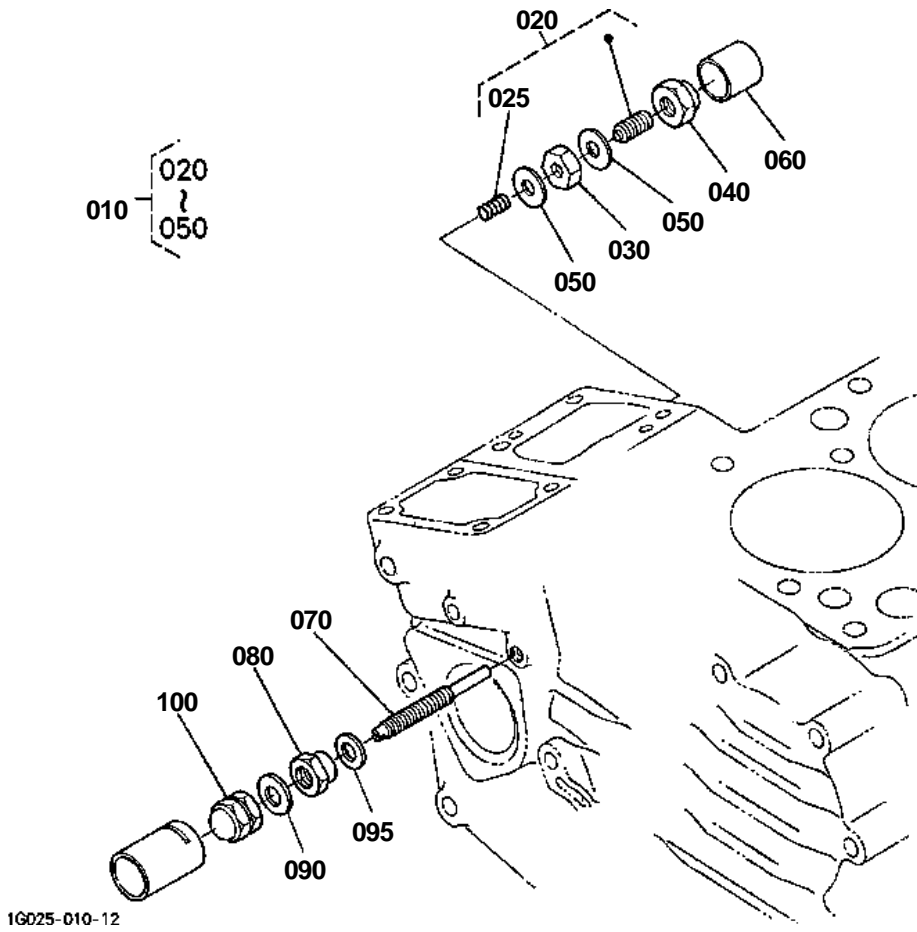
16682-007-10



## FUEL CAMSHAFT AND GOVERNOR SHAFT

↔ Interchangeable; ≠ not interchangeable; ← new for old; → old for new

REF.No	Part No.	Description	Q'ty	S.No.	I/C	REMARKS	Weight (kgf)	Weight (lb)
010	16861-16023	ASSY CAMSHAFT FUEL	1				0.856	1.8832
020	15875-16173	CAMSHAFT FUEL	1				0.316	0.6952
030	08153-06203	BEARING BALL	1				0.08	0.176
040	16851-51150	GEAR INJECTION PUMP	1				0.2	0.44
050	05712-00515	KEY FEATHER	1				0.003	0.0066
060	15841-55450	SLEEVE GOVERNOR	1				0.05	0.11
070	15841-55690	CASE GOVERNOR BALL	1				0.02	0.044
080	07715-00801	BALL	32				0.001	0.0022
090	15261-55470	CIR-CLIP GOV. SLEEVE	1				0.002	0.0044
100	07715-03217	BALL	8				0.01	0.022
110	16871-97300	BEARING BALL	1				0.06	0.132
120	04612-00170	CIR CLIP EXTERNAL	1				0.001	0.0022
130	15841-16320	STOPPER FUEL.C/SHAFT	1				0.015	0.033
140	01023-50612	BOLT	2				0.005	0.011



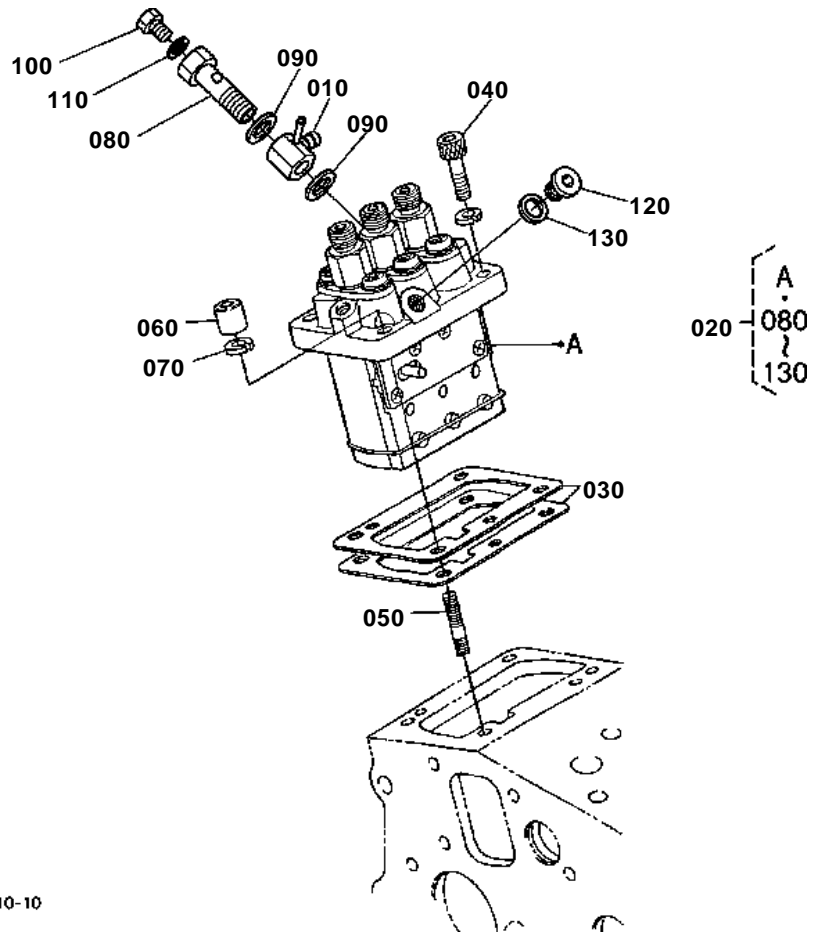


# IDLE APPARATUS

↔ Interchangeable; ≠ not interchangeable; ← new for old; → old for new

REF.No	Part No.	Description	Q'ty	S.No.	I/C	REMARKS	Weight (kgf)	Weight (lb)
010	15841-54092	ASSY APPARATUS IDLE	1				0.02	0.044
020	15841-54100	ASSY BOLT ADJUSTMENT	1				0.009	0.0198
025	15841-54260	SPRING	1			NOT SALE	0.001	0.0022
030	15261-92020	NUT	1				0.004	0.0088
040	15841-54220	NUT	1				0.006	0.0132
050	15021-33660	GASKET	2				0.001	0.0022
060	99999-99999	CAP	1				0	0
070	15841-54122	BOLT ADJUSTING	1	<=4F1505			0.008	0.0176
070	15841-54123	BOLT ADJUSTING	1	>=4G0001	→		0.008	0.0176
080	1G031-54210	NUT LOCK	1				0.003	0.0066
090	15601-96650	GASKET	1				0.001	0.0022
095	1G021-96650	GASKET	1				0.001	0.0022
100	15841-92330	NUT	1				0.006	0.0132

# INJECTION PUMP



1G005-010-10

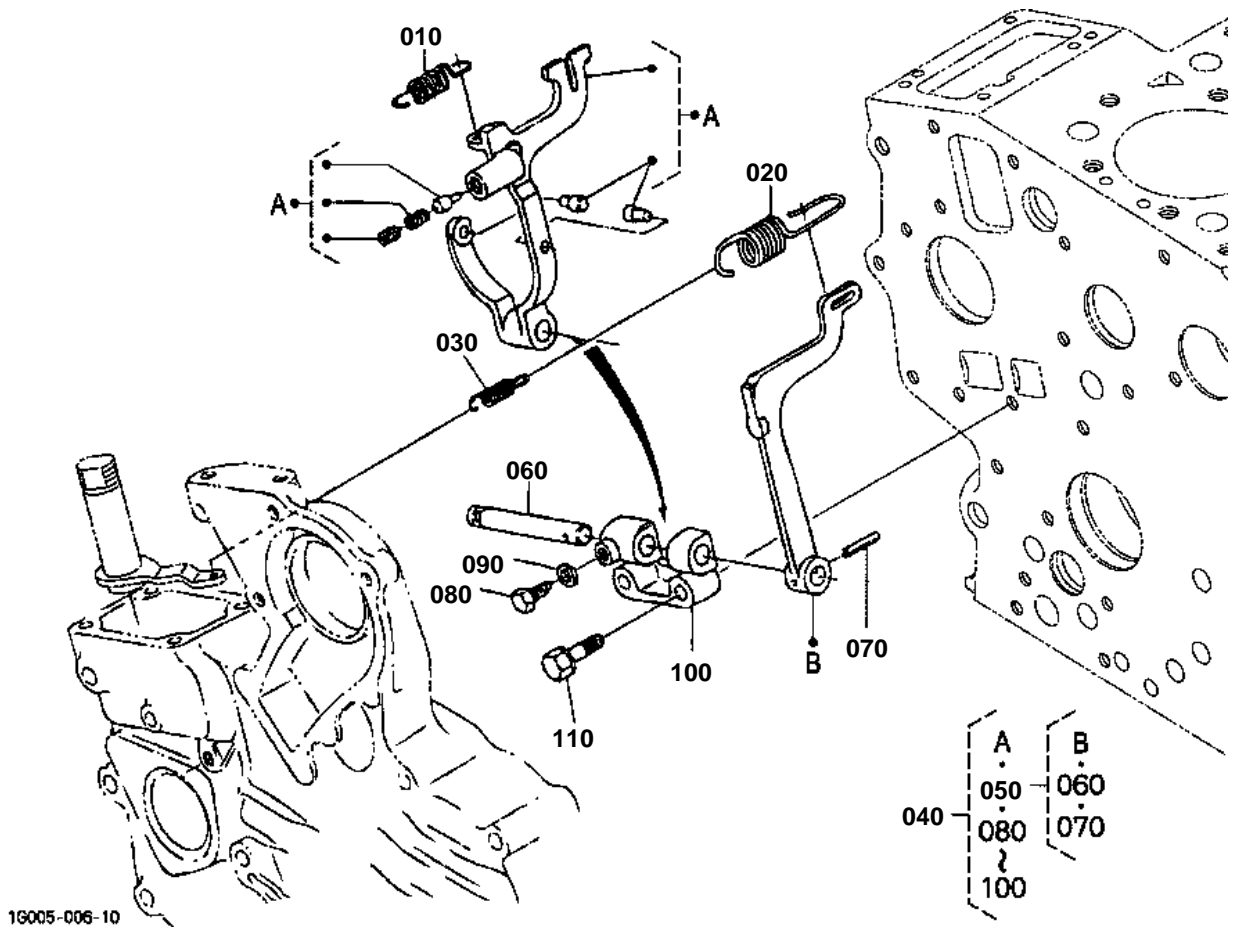


# INJECTION PUMP

↔ Interchangeable; ≠ not interchangeable; ← new for old; → old for new

REF.No	Part No.	Description	Q'ty	S.No.	I/C	REMARKS	Weight (kgf)	Weight (lb)
010	16809-95680	JOINT	1				0.04	0.088
020	16006-51010	ASSY PUMP INJECTION	1				1.1	2.42
030	16006-52092	SHIM INJECTION PUMP	1			0.20mm	0.004	0.0088
030	16006-52112	SHIM INJECTION PUMP	1			0.25mm	0.004	0.0088
030	16006-52122	SHIM INJECTION PUMP	1			0.30mm	0.006	0.0132
040	01311-10620	BOLT HEX-SOC-HD	2				0.012	0.0264
050	15841-91500	STUD	2				0.02	0.044
060	15841-92320	NUT	2				0.01	0.022
070	04512-60060	WASHER SPRING	4				0.001	0.0022
080	15841-51320	SCREW FOLLOW	1				0.024	0.0528
090	15841-96650	GASKET	2				0.001	0.0022
100	15841-51350	SCREW	1				0.005	0.011
110	15841-96660	GASKET	1				0.001	0.0022
120	16030-96010	PLUG	1				0.008	0.0176
130	15861-96650	GASKET	1				0.001	0.0022

GOVERNOR



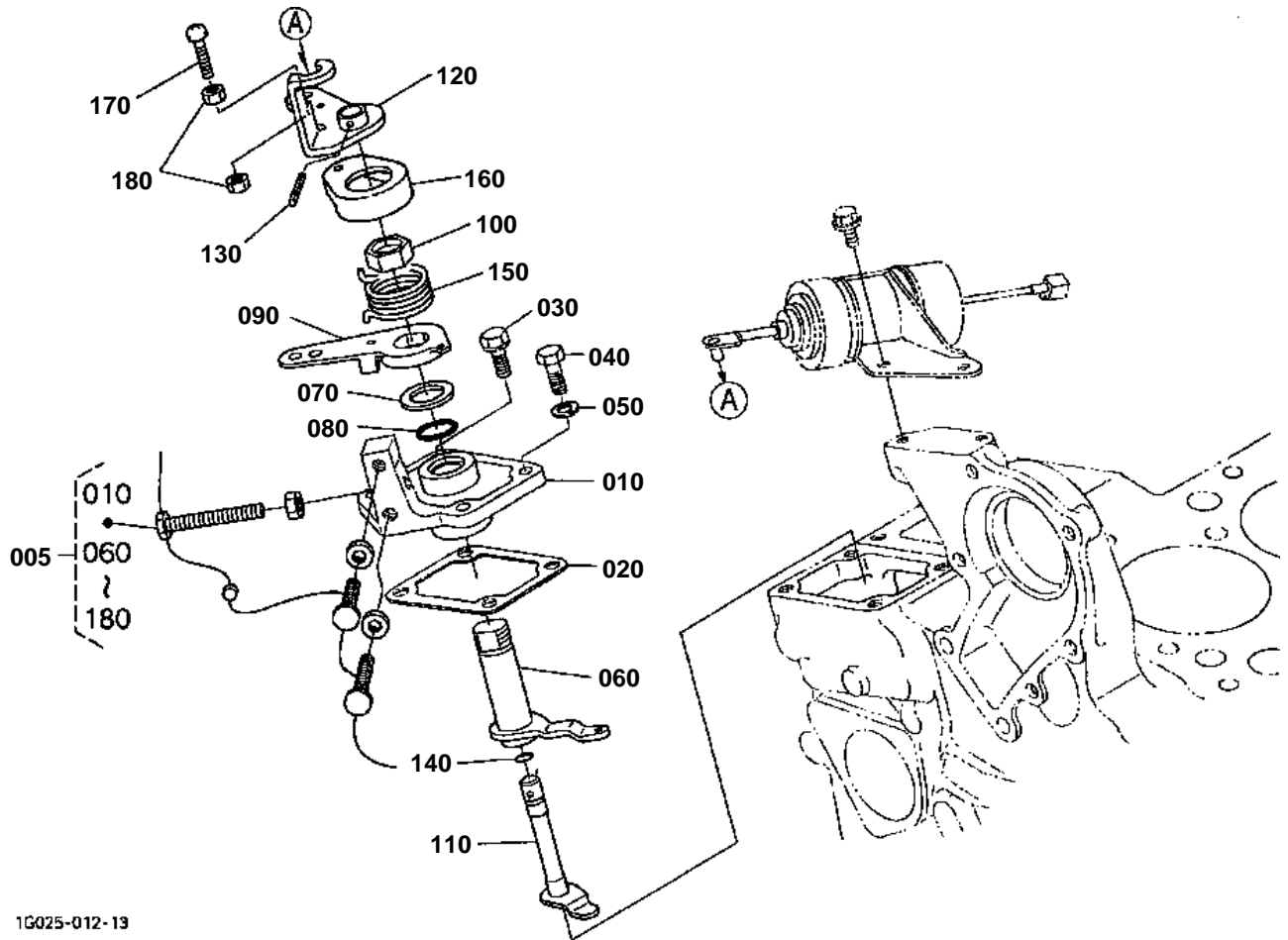


**GOVERNOR**

↔ Interchangeable; ≠ not interchangeable; ← new for old; → old for new

REF.No	Part No.	Description	Q'ty	S.No.	I/C	REMARKS	Weight (kgf)	Weight (lb)
010	15841-56480	SPRING START	1				0.001	0.0022
020	16864-56410	SPRING GOVERNOR	1				0.004	0.0088
030	16864-56420	SPRING GOVERNOR	1				0.003	0.0066
040	1G005-56050	ASSY LEVER FORK	1	<=4X9999			0.24	0.528
040	1G005-56052	ASSY LEVER FORK	1	>=4Y0001	→		0.24	0.528
050	17563-56060	ASSY LEVER FORK	1				0.09	0.198
060	15841-56150	SHAFT FORK LEVER	1				0.035	0.077
070	05411-00318	PIN SPRING	1				0.001	0.0022
080	15261-66410	BOLT	1				0.003	0.0066
090	04512-60050	WASHER SPRING	1				0.002	0.0044
100	15841-56230	HOLDER FORK LEVER	1				0.035	0.077
110	01023-50635	BOLT	2				0.01	0.022

SPEED CONTROL PLATE



1G025-012-13

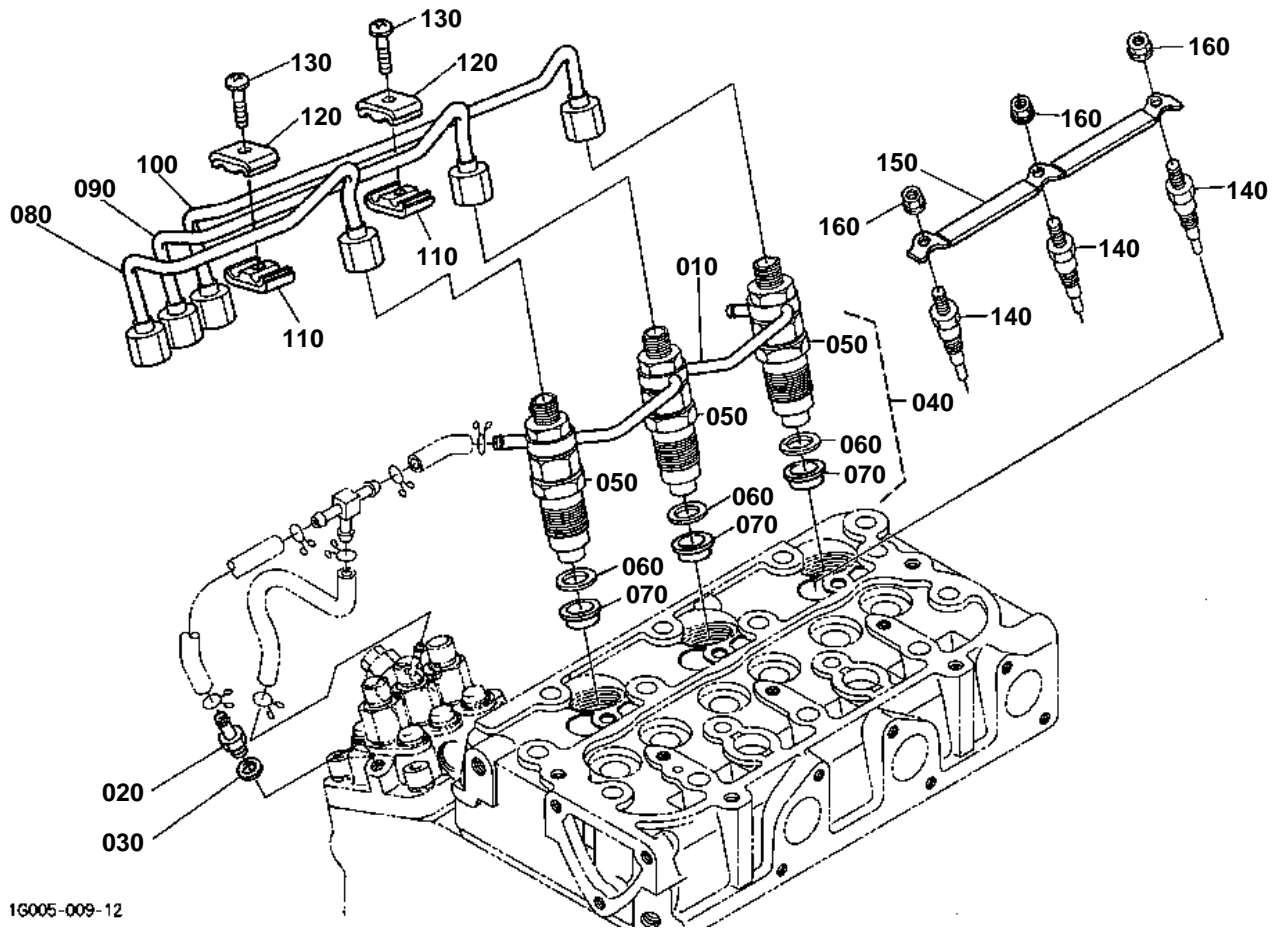


## SPEED CONTROL PLATE

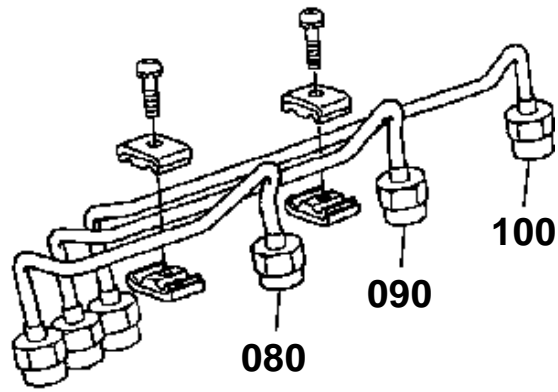
↔ Interchangeable; ≠ not interchangeable; ← new for old; → old for new

REF.No	Part No.	Description	Q'ty	S.No.	I/C	REMARKS	Weight (kgf)	Weight (lb)
005	1G023-57004	COMP.PLATE SPEED CO.	1				0.34	0.748
005	1G023-57005	COMP.PLATE SPEED CO.	1		<<		0	0
010	15841-57112	PLATE SPEED CONTROL	1				0.08	0.176
020	15841-57212	GASKET CONTROL PLATE	1				0.001	0.0022
030	01023-50618	BOLT	2				0.006	0.0132
040	01053-50618	BOLT	2				0.006	0.0132
050	15601-96650	GASKET	2				0.001	0.0022
060	15841-56112	LEVER GOVERNOR	1				0.07	0.154
070	19280-57240	COLLAR	1				0.006	0.0132
080	04814-10160	O RING	1				0.001	0.0022
090	1G639-57150	LEVER SPEED CONTROL	1				0.04	0.088
100	16866-92010	NUT SPEED CONTROL	1				0.01	0.022
110	16878-57742	SHAFT LEVER	1				0.041	0.0902
120	16851-57723	LEVER ENGINE STOP	1				0.04	0.088
130	05411-00314	PIN SPRING	1				0.001	0.0022
140	04814-10070	O RING	1				0.001	0.0022
150	16878-57920	SPRING RETURN	1				0.005	0.011
160	16866-57302	CAP	1				0.002	0.0044
170	03014-50635	SCREW PAN-HEAD	1				0.008	0.0176
180	02014-50060	NUT	2				0.002	0.0044

NOZZLE HOLDER AND GLOW PLUG



# OLD PARTS



1G005-800-10

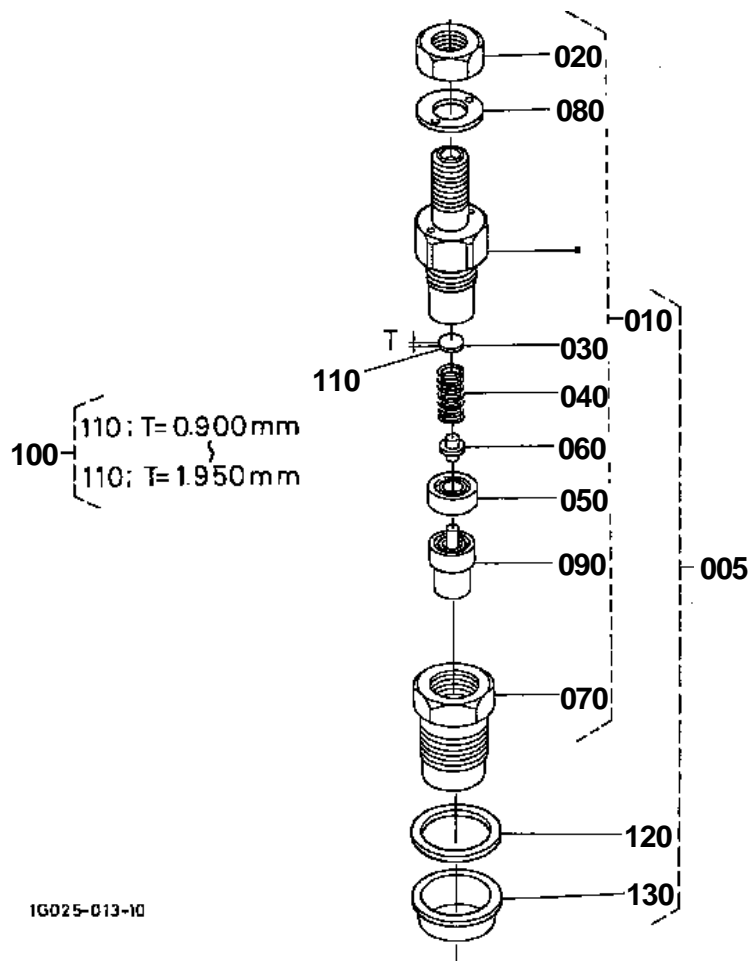


## NOZZLE HOLDER AND GLOW PLUG

↔ Interchangeable; ≠ not interchangeable; ← new for old; → old for new

REF.No	Part No.	Description	Q'ty	S.No.	I/C	REMARKS	Weight (kgf)	Weight (lb)
010	15862-42502	ASSY PIPE OVER FLOW	1				0.042	0.0924
020	15841-51360	SCREW AIR BREEDER	1				0.008	0.0176
030	15601-96650	GASKET	1				0.001	0.0022
040	16001-53900	KIT HOLDER NOZZLE	3				0.13	0.286
050	16001-53000	ASSY HOLDER NOZZLE	3				0.13	0.286
060	15841-53622	GASKET	3				0.002	0.0044
070	19077-53650	SEAL HEAT	3				0.005	0.011
080	16851-53712	PIPE INJECTION	1				0	0
090	16851-53722	PIPE INJECTION	1				0.1	0.22
100	16861-53732	PIPE INJECTION	1				0	0
110	15841-53850	CLAMP PIPE	2				0.01	0.022
120	15841-53860	CLAMP PIPE	2				0.009	0.0198
130	03024-50520	SCREW WITH WASHER	2				0.004	0.0088
140	16851-65510	GLOW PLUG	3				0	0
150	16861-65560	CORD GLOW PLUG	1				0.02	0.044
160	02761-50040	NUT FLANGE	3				0.002	0.0044

NOZZLE HOLDER [COMPONENT PARTS]



1G025-013-10



## NOZZLE HOLDER [COMPONENT PARTS]

↔ Interchangeable; ≠ not interchangeable; ← new for old; → old for new

REF.No	Part No.	Description	Q'ty	S.No.	I/C	REMARKS	Weight (kgf)	Weight (lb)
005	16001-53900	KIT HOLDER NOZZLE	3				0.13	0.286
010	16001-53000	ASSY HOLDER NOZZLE	3				0.13	0.286
020	15841-92030	NUT	3				0.005	0.011
030	15841-53230	WASHER ADJUSTING	3				0.001	0.0022
040	15841-53170	SPRING NOZZLE	3				0.004	0.0088
050	15841-53350	PIECE DISTANCE	3				0.004	0.0088
060	15841-53160	PUSH ROD	3				0.001	0.0022
070	16475-53280	NUT NOZZLE	3				0.03	0.066
080	15841-94040	WASHER	3				0.001	0.0022
090	16851-53610	PIECE NOZZLE	3				0.03	0.066
100	15841-98100	ASSY WASHER ADJUST	3			OPTION	0.043	0.0946
110	15841-53230	WASHER ADJUSTING	3			0.900mm	0.001	0.0022
110	15841-98510	WASHER ADJUSTING	3			0.925mm	0.001	0.0022
110	15841-98520	WASHER ADJUSTING	3			0.950mm	0.001	0.0022
110	15841-98530	WASHER ADJUSTING	3			0.975mm	0.001	0.0022
110	15841-98540	WASHER ADJUSTING	3			1.000mm	0.001	0.0022
110	15841-98550	WASHER ADJUSTING	3			1.025mm	0.001	0.0022
110	15841-98560	WASHER ADJUSTING	3			1.050mm	0.001	0.0022
110	15841-98570	WASHER ADJUSTING	3			1.075mm	0.001	0.0022
110	15841-98580	WASHER ADJUSTING	3			1.100mm	0.001	0.0022
110	15841-98590	WASHER ADJUSTING	3			1.125mm	0.001	0.0022
110	15841-98600	WASHER ADJUSTING	3			1.150mm	0.001	0.0022
110	15841-98610	WASHER ADJUSTING	3			1.175mm	0.001	0.0022
110	15841-98620	WASHER ADJUSTING	3			1.200mm	0.001	0.0022
110	15841-98630	WASHER ADJUSTING	3			1.225mm	0.001	0.0022
110	15841-98640	WASHER ADJUSTING	3			1.250mm	0.001	0.0022
110	15841-98650	WASHER ADJUSTING	3			1.275mm	0.001	0.0022
110	15841-98660	WASHER ADJUSTING	3			1.300mm	0.001	0.0022
110	15841-98670	WASHER ADJUSTING	3			1.325mm	0.001	0.0022
110	15841-98680	WASHER ADJUSTING	3			1.350mm	0.001	0.0022
110	15841-98690	WASHER ADJUSTING	3			1.375mm	0.001	0.0022
110	15841-98700	WASHER ADJUSTING	3			1.400mm	0.001	0.0022
110	15841-98710	WASHER ADJUSTING	3			1.425mm	0.001	0.0022
110	15841-98720	WASHER ADJUSTING	3			1.450mm	0.001	0.0022
110	15841-98730	WASHER ADJUSTING	3			1.475mm	0.001	0.0022
110	15841-98740	WASHER ADJUSTING	3			1.500mm	0.001	0.0022
110	15841-98750	WASHER ADJUSTING	3			1.525mm	0.001	0.0022
110	15841-98760	WASHER ADJUSTING	3			1.550mm	0.001	0.0022
110	15841-98770	WASHER ADJUSTING	3			1.575mm	0.001	0.0022
110	15841-98780	WASHER ADJUSTING	3			1.600mm	0.002	0.0044
110	15841-98790	WASHER ADJUSTING	3			1.625mm	0.001	0.0022
110	15841-98800	WASHER ADJUSTING	3			1.650mm	0.001	0.0022
110	15841-98810	WASHER ADJUSTING	3			1.675mm	0.004	0.0088
110	15841-98820	WASHER ADJUSTING	3			1.700mm	0.001	0.0022
110	15841-98830	WASHER ADJUSTING	3			1.725mm	0.001	0.0022
110	15841-98840	WASHER ADJUSTING	3			1.750mm	0.001	0.0022
110	15841-98850	WASHER ADJUSTING	3			1.775mm	0.001	0.0022
110	15841-98860	WASHER ADJUSTING	3			1.800mm	0.001	0.0022
110	15841-98870	WASHER ADJUSTING	3			1.825mm	0.001	0.0022
110	15841-98880	WASHER ADJUSTING	3			1.850mm	0.001	0.0022
110	15841-98890	WASHER ADJUSTING	3			1.875mm	0.001	0.0022



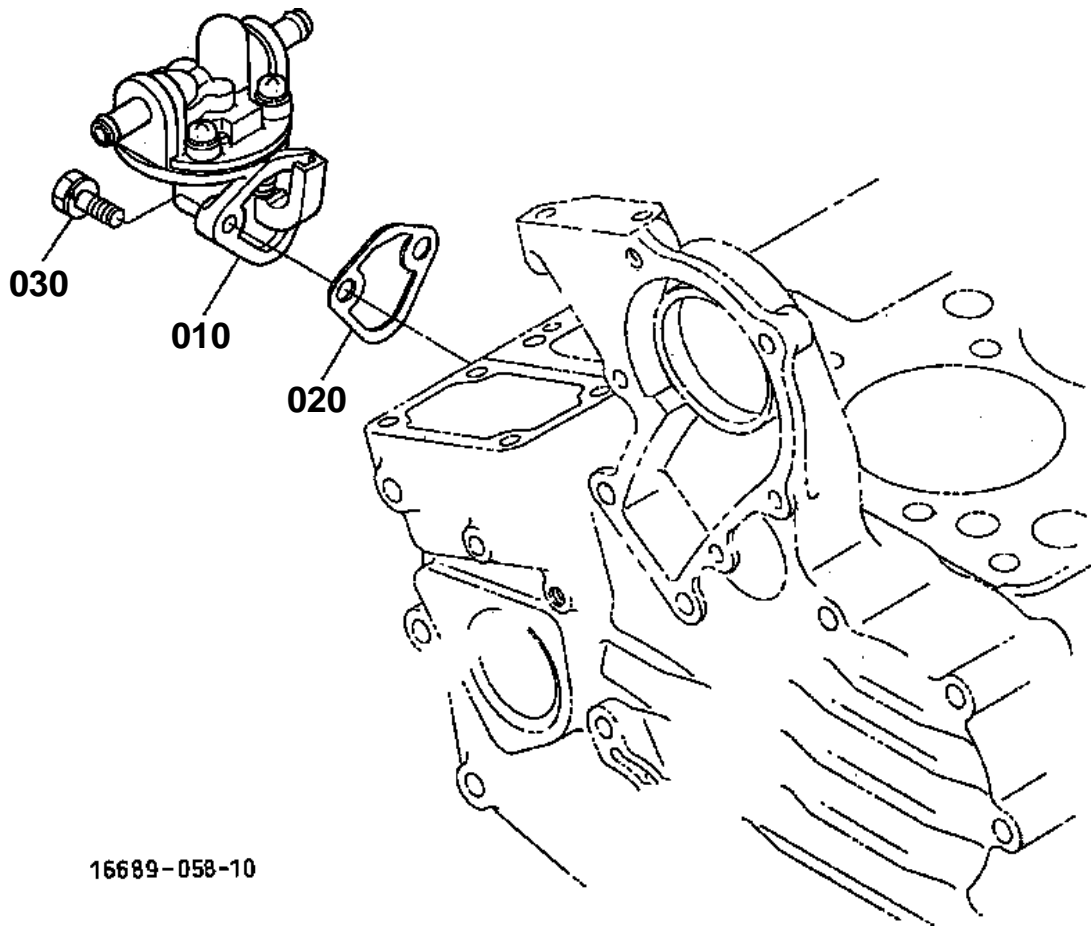


## NOZZLE HOLDER [COMPONENT PARTS]

↔ Interchangeable; ≠ not interchangeable; ← new for old; → old for new

REF.No	Part No.	Description	Q'ty	S.No.	I/C	REMARKS	Weight (kgf)	Weight (lb)
110	15841-98900	WASHER ADJUSTING	3			1.900mm	0.001	0.0022
110	15841-98910	WASHER ADJUSTING	3			1.925mm	0.001	0.0022
110	15841-98920	WASHER ADJUSTING	3			1.950mm	0.001	0.0022
120	15841-53622	GASKET	3				0.002	0.0044
130	19077-53650	SEAL HEAT	3				0.005	0.011

FUEL PUMP(MECHANICAL)



16689-058-10

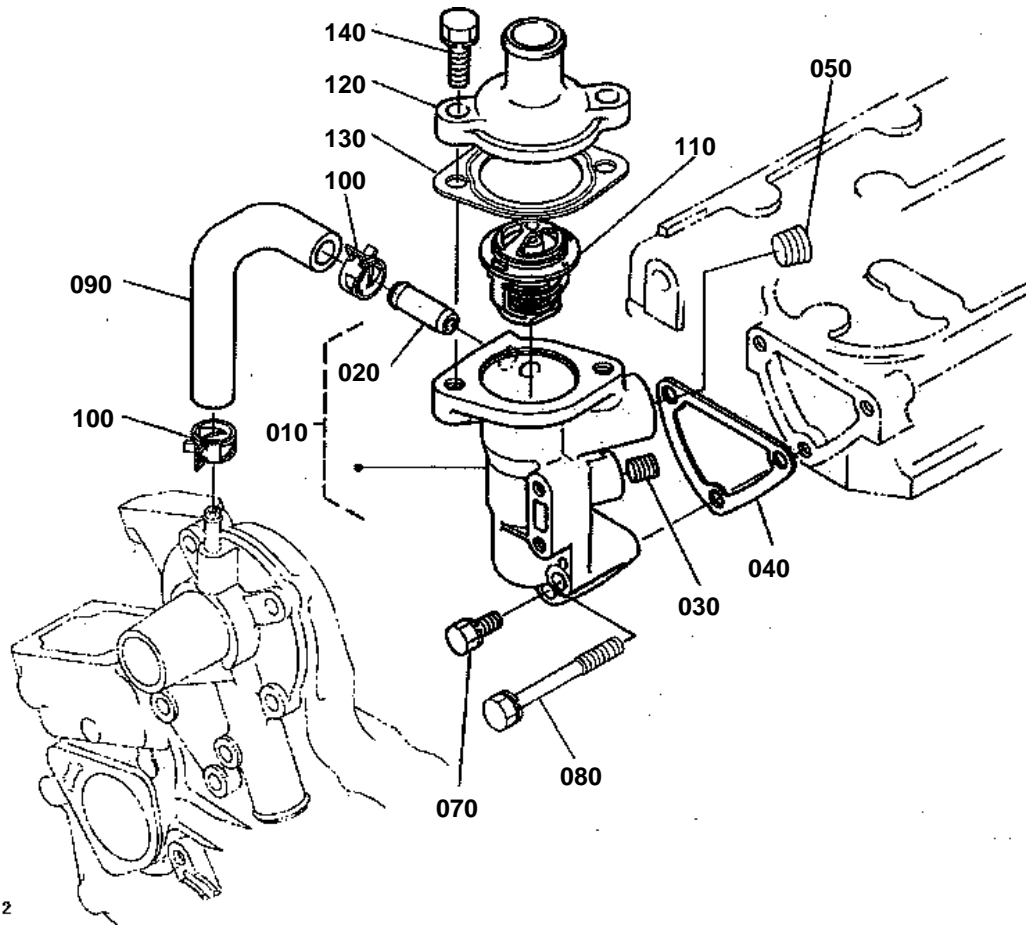


## FUEL PUMP(MECHANICAL)

↔ Interchangeable; ≠ not interchangeable; ← new for old; → old for new

REF.No	Part No.	Description	Q'ty	S.No.	I/C	REMARKS	Weight (kgf)	Weight (lb)
010	15821-52030	ASSY PUMP FUEL	1				0.169	0.3718
020	16264-52140	GASKET FUEL PUMP	1				0.001	0.0022
030	01023-50616	BOLT	2				0.005	0.011

WATER FLANGE AND THERMOSTAT



1G026-011-12

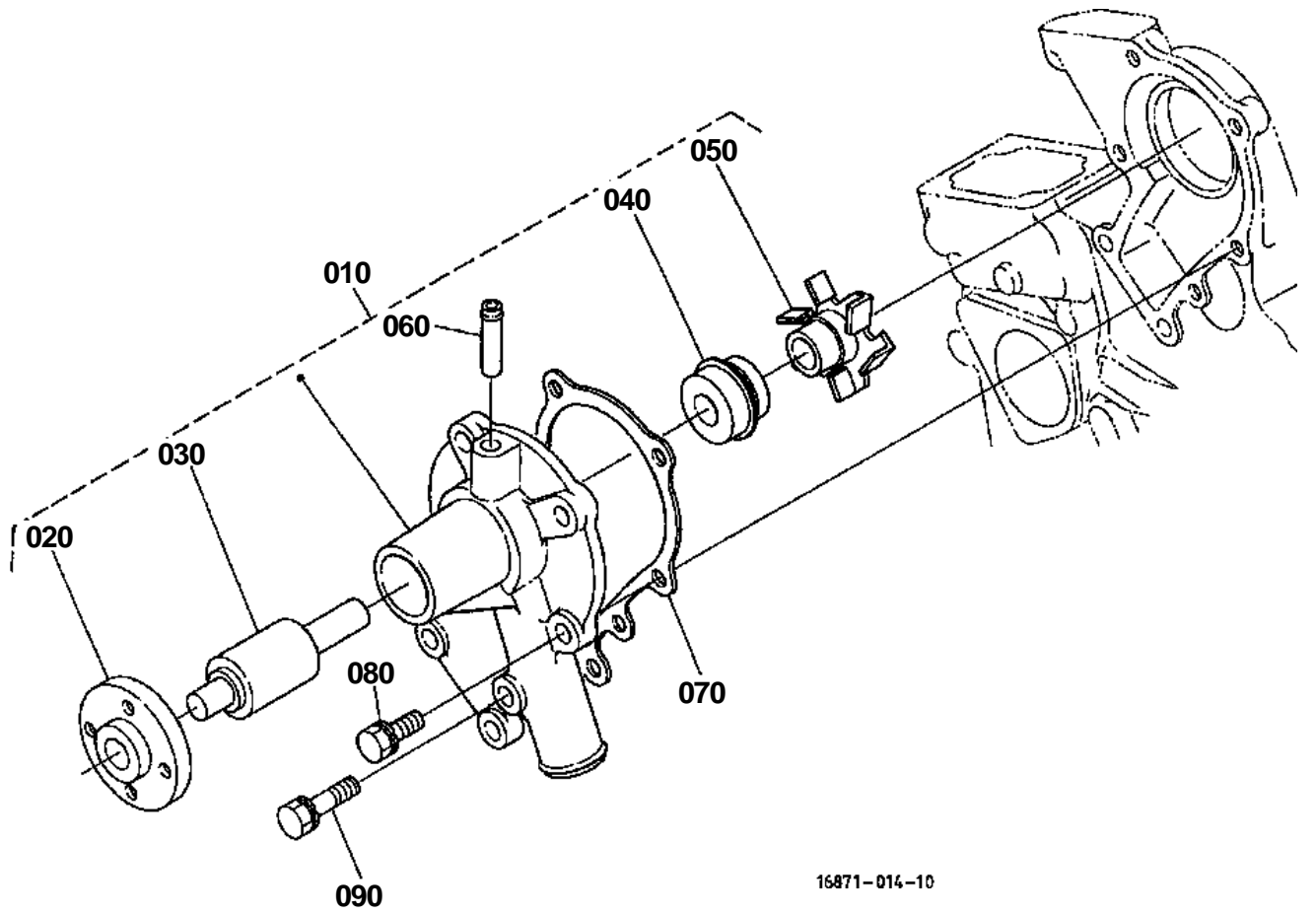


# WATER FLANGE AND THERMOSTAT

↔ Interchangeable; ≠ not interchangeable; ← new for old; → old for new

REF.No	Part No.	Description	Q'ty	S.No.	I/C	REMARKS	Weight (kgf)	Weight (lb)
010	1E051-72700	COMP FLANGE WATER	1				0.268	0.5896
020	16241-73370	PIPE WATER RETURN	1				0.007	0.0154
030	15841-96020	PLUG	1				0.028	0.0616
040	15841-72923	GASKET WATER FLANGE	1				0.001	0.0022
050	1A021-96020	PLUG	1				0.015	0.033
060	99999-99999	BLANK	0				0	0
070	01023-50616	BOLT	2				0.005	0.011
080	01023-60650	BOLT	1				0.015	0.033
090	16851-73350	PIPE WATER RETURN	1				0.018	0.0396
100	16241-73360	BAND PIPE	2				0.003	0.0066
110	15321-73014	ASSY THERMOSTAT	1				0.07	0.154
120	1E051-73260	COVER THERMOSTAT	1				0.06	0.132
130	16221-73270	GASKET THERMOSTAT	1				0.01	0.022
140	01123-50825	BOLT	2				0.013	0.0286

WATER PUMP



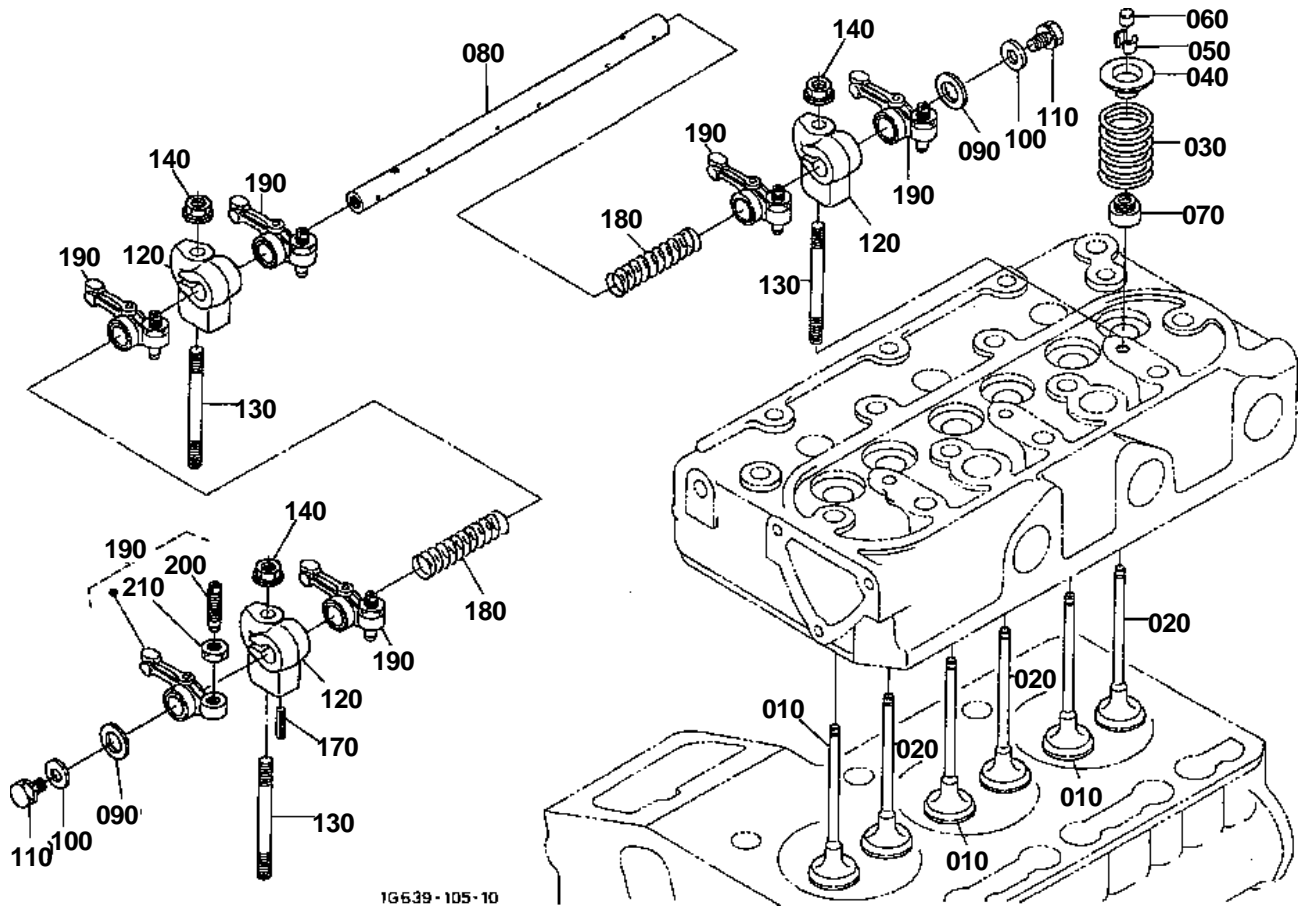


## WATER PUMP

↔ Interchangeable; ≠ not interchangeable; ← new for old; → old for new

REF.No	Part No.	Description	Q'ty	S.No.	I/C	REMARKS	Weight (kgf)	Weight (lb)
010	1E051-73030	ASSY PUMP WATER	1				0.57	1.254
020	15852-73520	FLANGE WATER PUMP	1				0.13	0.286
030	15852-73550	BEARING	1				0.18	0.396
040	15481-73050	ASSY SEAL MECHANICAL	1				0.02	0.044
050	1E051-73510	IMPELLER WATER PUMP	1				0.07	0.154
060	15852-73340	PIPE WATER RETURN	1				0.02	0.044
070	15881-73432	GASKET WATER PUMP NA	1				0.002	0.0044
080	01023-50622	BOLT	4				0.005	0.011
090	01023-50638	BOLT	1				0.01	0.022

VALVE AND ROCKER ARM



1G639-105-10



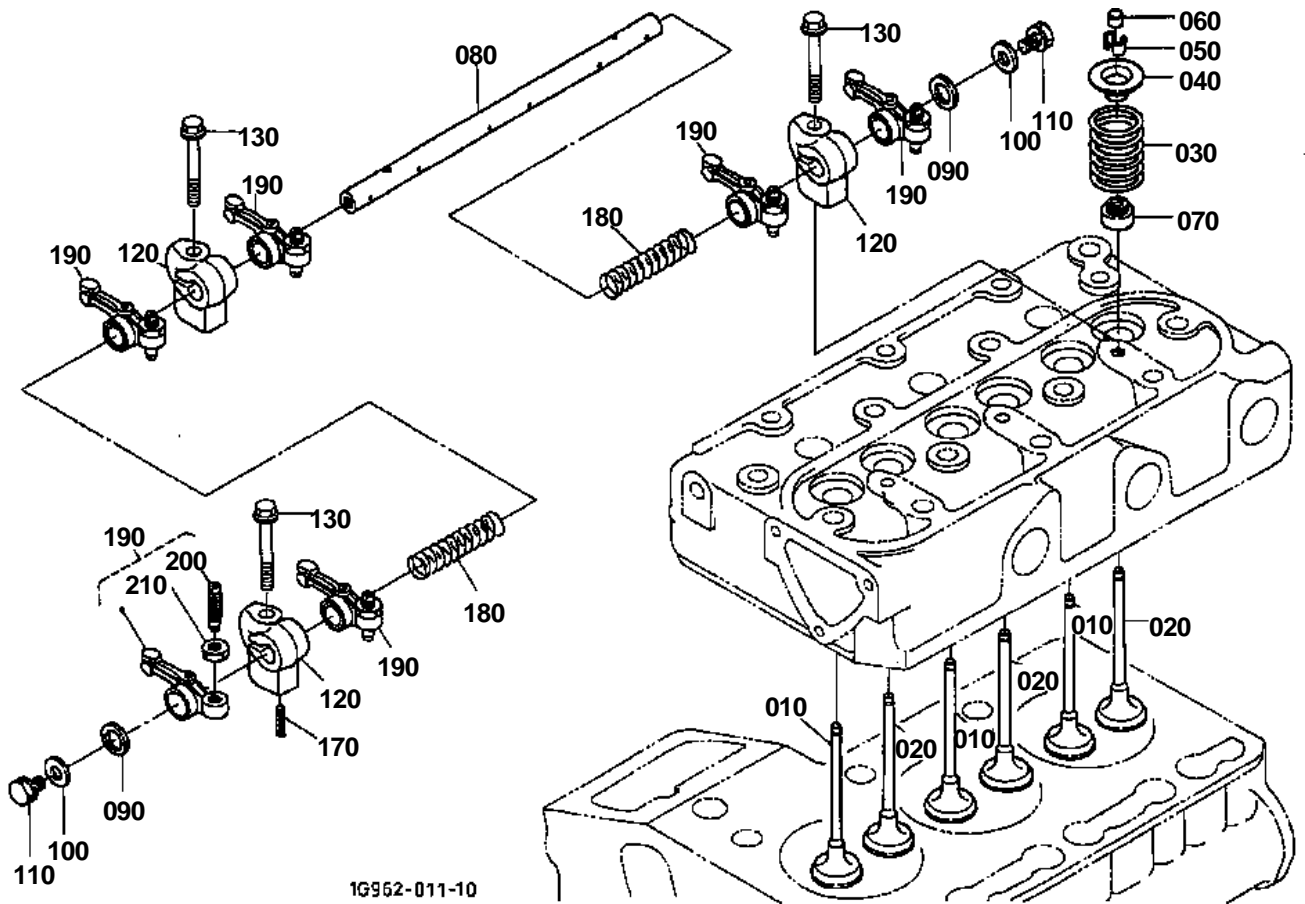
**VALVE AND ROCKER ARM**

S.No.;&lt;=4Z9999

↔ Interchangeable; ≠ not interchangeable; ← new for old; → old for new

REF.No	Part No.	Description	Q'ty	S.No.	I/C	REMARKS	Weight (kgf)	Weight (lb)
010	14601-13110	VALVE INLET	3				0.03	0.066
020	14601-13120	VALVE EXHAUST	3				0.028	0.0616
030	14601-13240	SPRING VALVE	6				0.015	0.033
040	14601-13330	RETAINER SPRING	6				0.01	0.022
050	14601-13360	COLLET VALVE SPRING	6			SET	0.001	0.0022
060	16851-13280	CAP VALVE	6				0.005	0.011
070	11420-13150	SEAL VALVE STEM	6				0.001	0.0022
080	15861-14263	SHAFT ROCKER ARM	1				0.094	0.2068
090	16871-14430	WASHER	2				0.002	0.0044
100	15841-94022	WASHER PLAIN	2				0.005	0.011
110	01023-50610	BOLT	2				0.005	0.011
120	15841-14353	BRACKET ROCKER ARM	3				0.026	0.0572
130	14601-14410	STUD	3				0.015	0.033
140	02751-50060	NUT FLANGE	3				0.005	0.011
150	99999-99999	BLANK	0				0	0
160	99999-99999	BLANK	0				0	0
170	05411-00420	PIN SPRING	1				0.001	0.0022
180	14601-14310	SPRING ROCKER ARM	2				0.005	0.011
190	15841-14030	ASSY ROCKER ARM	6				0.04	0.088
200	15841-14230	SCREW ADJUSTING	6				0.003	0.0066
210	14601-14240	NUT	6				0.007	0.0154

VALVE AND ROCKER ARM



1G952-011-10

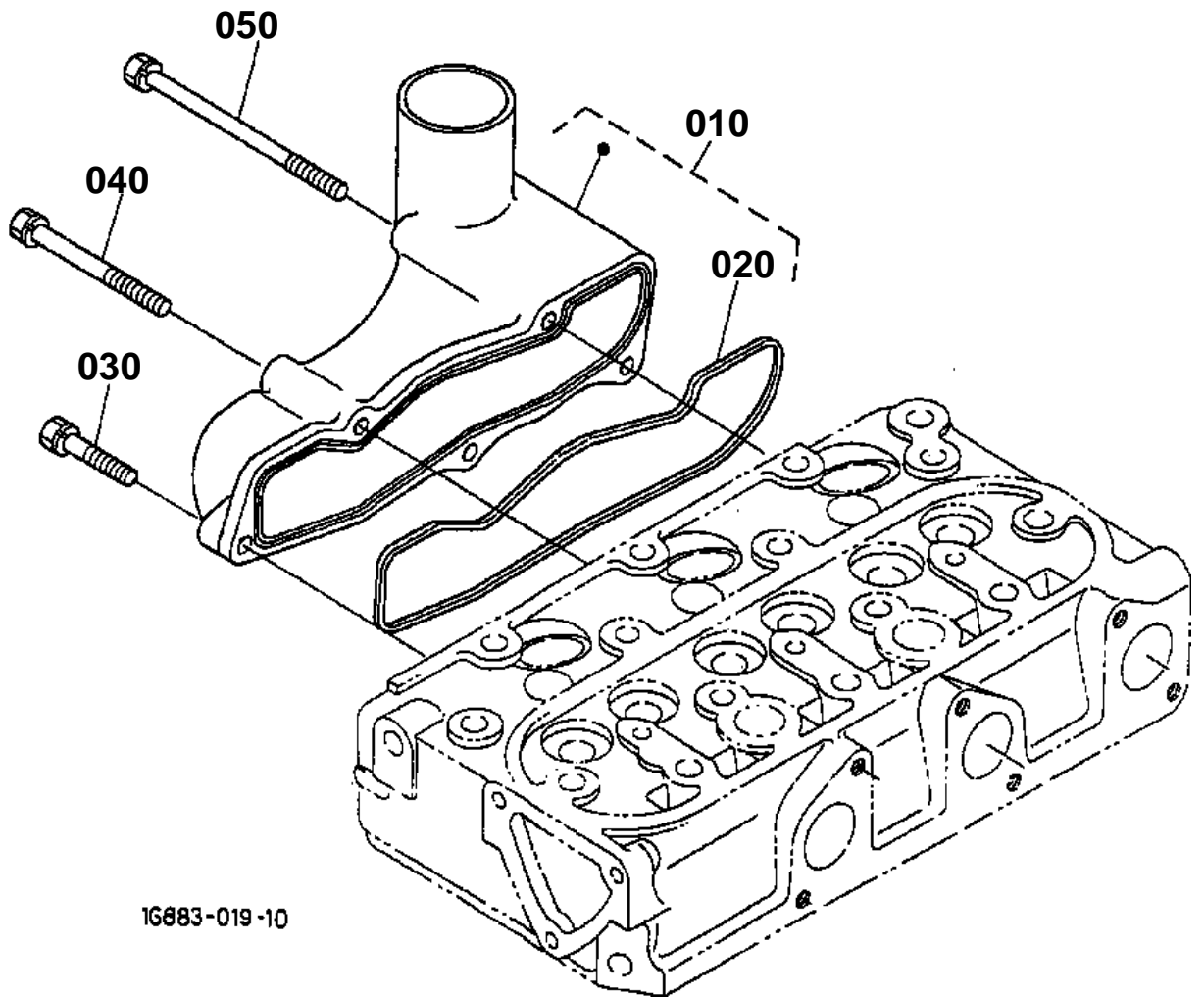
**VALVE AND ROCKER ARM**

S.No.;&gt;=5A0001

↔ Interchangeable; ≠ not interchangeable; ← new for old; → old for new

REF.No	Part No.	Description	Q'ty	S.No.	I/C	REMARKS	Weight (kgf)	Weight (lb)
010	14601-13110	VALVE INLET	3				0.03	0.066
020	14601-13120	VALVE EXHAUST	3				0.028	0.0616
030	14601-13240	SPRING VALVE	6				0.015	0.033
040	14601-13330	RETAINER SPRING	6				0.01	0.022
050	14601-13360	COLLET VALVE SPRING	6			SET	0.001	0.0022
060	16851-13280	CAP VALVE	6				0.005	0.011
070	11420-13150	SEAL VALVE STEM	6				0.001	0.0022
080	15861-14263	SHAFT ROCKER ARM	1				0.094	0.2068
090	16871-14430	WASHER	2				0.002	0.0044
100	15841-94022	WASHER PLAIN	2				0.005	0.011
110	01023-50610	BOLT	2				0.005	0.011
120	1G958-14350	BRACKET ROCKER ARM	3				0.025	0.055
130	01754-50640	BOLT FLANGE	3				0.009	0.0198
140	99999-99999	BLANK	0				0	0
150	99999-99999	BLANK	0				0	0
160	99999-99999	BLANK	0				0	0
170	05411-00420	PIN SPRING	1				0.001	0.0022
180	14601-14310	SPRING ROCKER ARM	2				0.005	0.011
190	15841-14030	ASSY ROCKER ARM	6				0.04	0.088
200	15841-14230	SCREW ADJUSTING	6				0.003	0.0066
210	14601-14240	NUT	6				0.007	0.0154

INLET MANIFOLD



16883-019-10

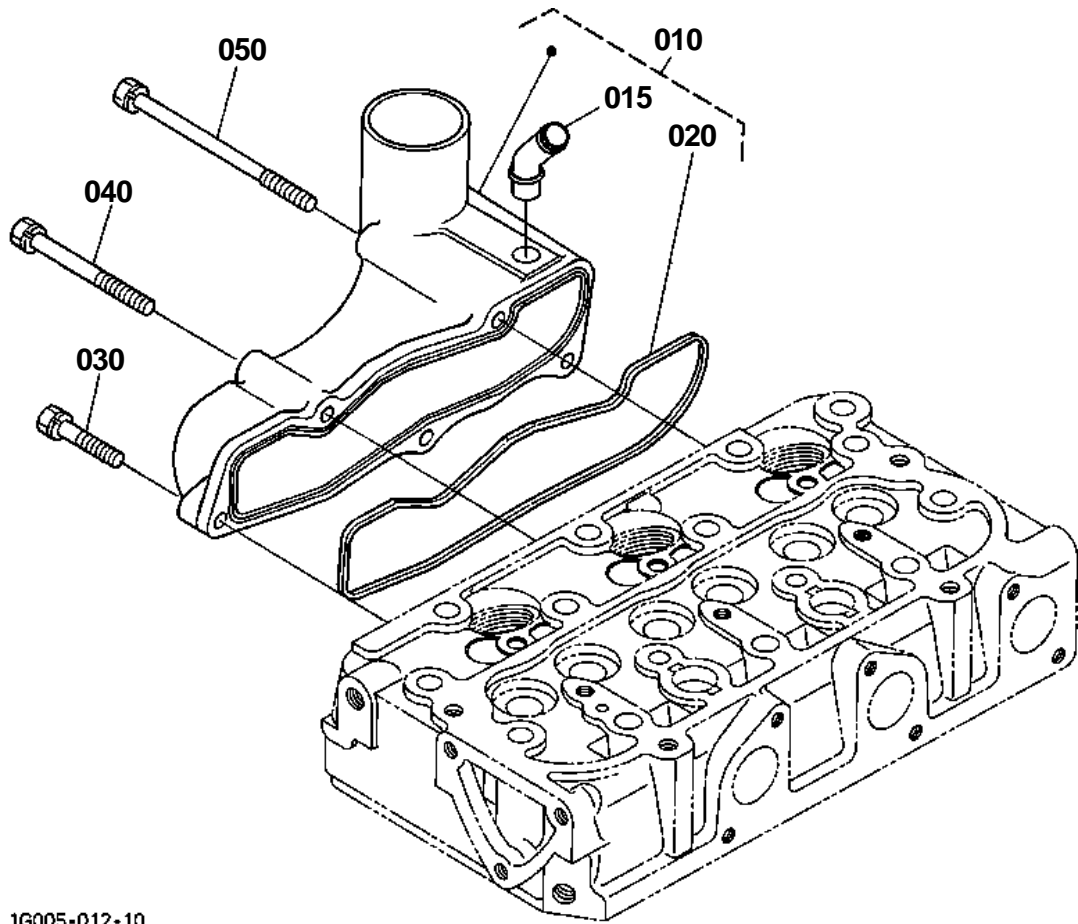
**INLET MANIFOLD**

S.No.;&lt;=4Z9999

↔ Interchangeable; ≠ not interchangeable; ← new for old; → old for new

REF.No	Part No.	Description	Q'ty	S.No.	I/C	REMARKS	Weight (kgf)	Weight (lb)
010	15862-11770	ASSY MANIFOLD INLET	1				0.35	0.77
020	15861-11820	GASKET IN-MANIFOLD	1				0.001	0.0022
030	01023-50625	BOLT	2				0.007	0.0154
040	01023-60650	BOLT	2				0.015	0.033
050	15862-91010	BOLT	1				0.02	0.044

INLET MANIFOLD



1G005-012-10

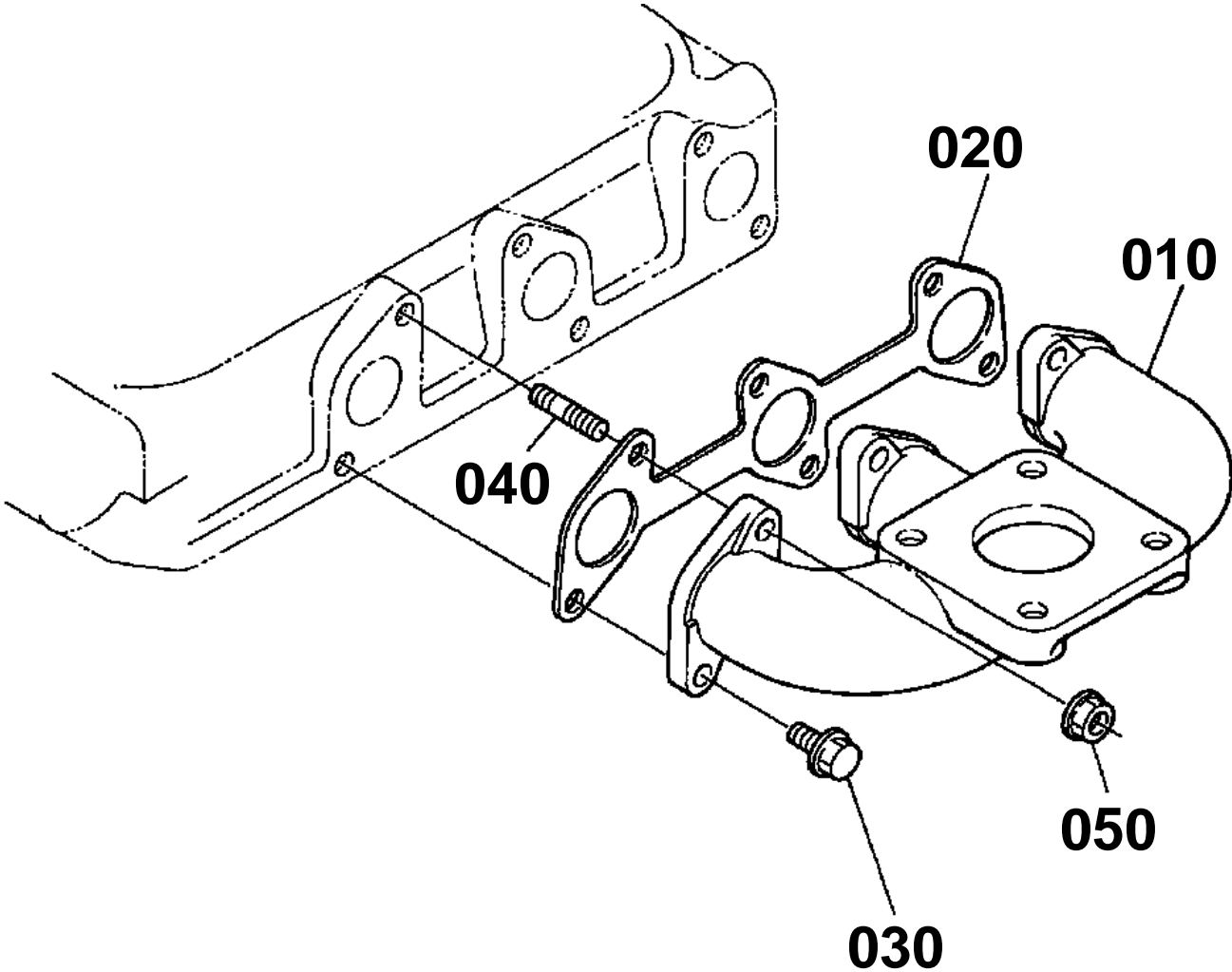
**INLET MANIFOLD**

S.No.;&gt;=5A0001

↔ Interchangeable; ≠ not interchangeable; ← new for old; → old for new

REF.No	Part No.	Description	Q'ty	S.No.	I/C	REMARKS	Weight (kgf)	Weight (lb)
010	1G968-11770	ASSY MANIFOLD INLET	1				0.36	0.792
015	1G960-05550	PIPE BREATHER	1				0.012	0.0264
020	15861-11820	GASKET IN-MANIFOLD	1				0.001	0.0022
030	01023-50625	BOLT	2				0.007	0.0154
040	01023-60650	BOLT	2				0.015	0.033
050	15862-91010	BOLT	1				0.02	0.044

EXHAUST MANIFOLD



16813-003-10



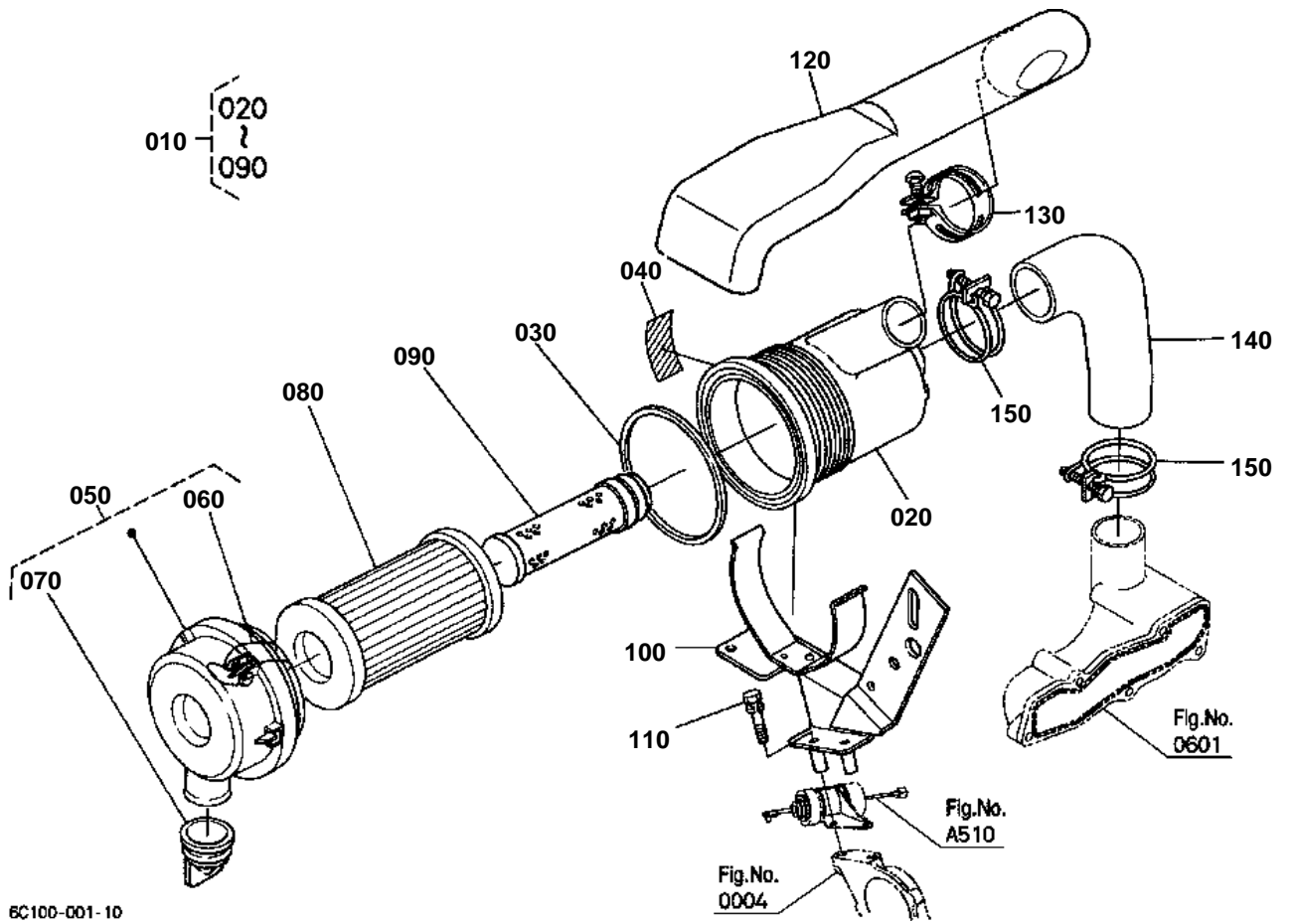


## EXHAUST MANIFOLD

↔ Interchangeable; ≠ not interchangeable; ← new for old; → old for new

REF.No	Part No.	Description	Q'ty	S.No.	I/C	REMARKS	Weight (kgf)	Weight (lb)
010	16813-12310	MANIFOLD EXHAUST	1				1.06	2.332
020	15862-12350	GASKET EX-MANIFOLD	1	<=5L5926			0.01	0.022
020	1G318-12350	GASKET EX-MANIFOLD	1	>=5N0316	1		0	0
030	01759-50616	BOLT UBS	3				0.01	0.022
040	01513-50618	STUD	3				0.005	0.011
050	02756-50060	NUT UBS	3				0.001	0.0022

AIR CLEANER



6C100-001-10

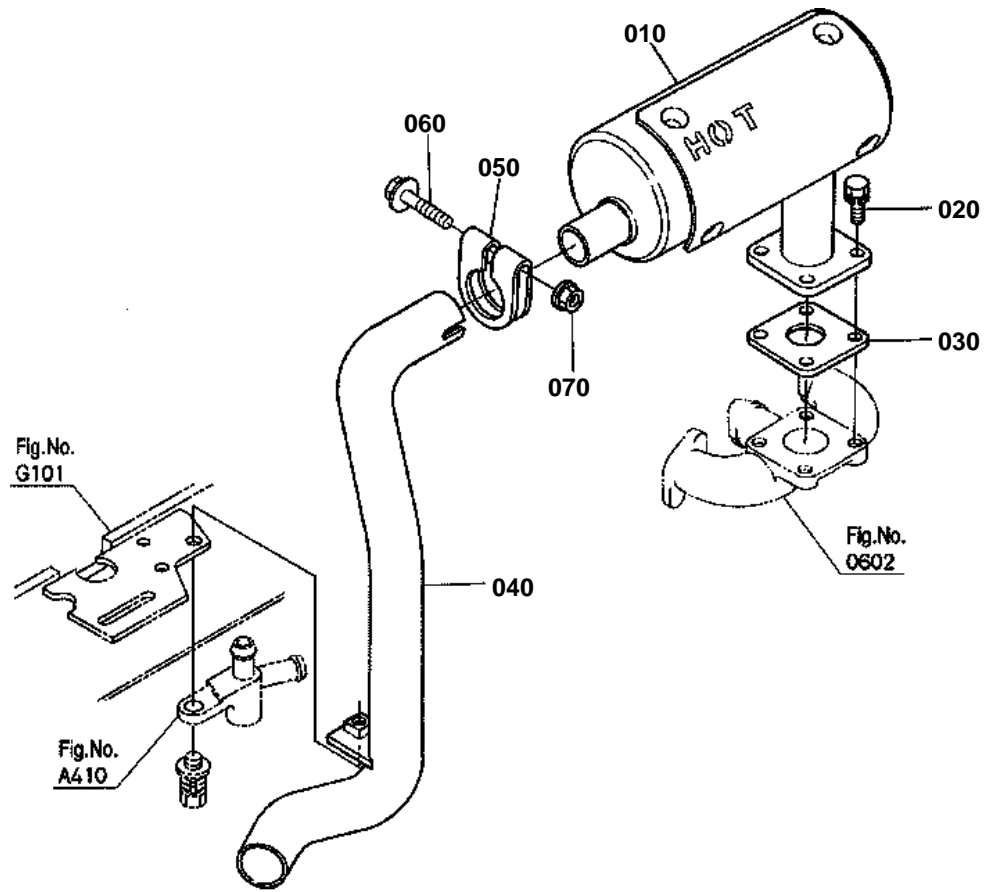


# AIR CLEANER

↔ Interchangeable; ≠ not interchangeable; ← new for old; → old for new

REF.No	Part No.	Description	Q'ty	S.No.	I/C	REMARKS	Weight (kgf)	Weight (lb)
010	6C095-58200	ASSY CLEANER AIR	1				0.66	1.452
020	6A100-82520	BODY AIR CLEANER	1				0.23	0.506
030	6A100-82530	GASKET	1				0.03	0.066
040	32721-58282	LABEL CAUTION	1				0.001	0.0022
050	6A100-82550	ASSY COVER A/C	1				0.179	0.3938
060	6A100-82570	SPRING	2				0.005	0.011
070	67980-82580	VALVE UNLOADER	1				0.011	0.0242
080	6C060-99410	ASSY ELEMENT	1				0.3	0.66
090	32721-58242	ELEMENT INNER	1				0.1	0.22
100	6A310-58230	BRACKET AIR CLEANER	1				0.61	1.342
110	01023-50635	BOLT	2				0.01	0.022
120	6C090-58250	HOSE INLET	1				0.13	0.286
130	15261-11720	BAND PIPE	1				0.03	0.066
140	6C090-58260	HOSE INLET	1				0.15	0.33
150	67955-58260	BAND AIR CLEANER	2				0.028	0.0616

MUFFLER



6C100-002-10

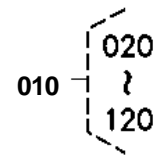
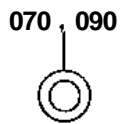
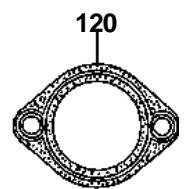
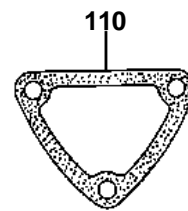
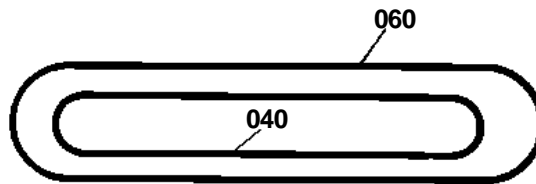
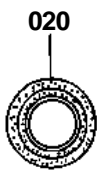
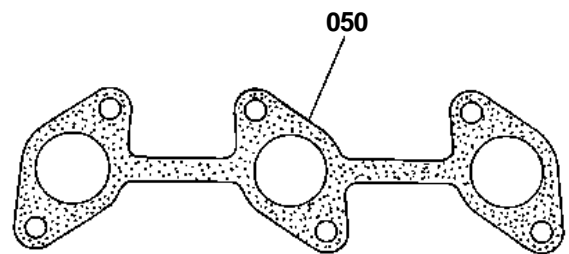
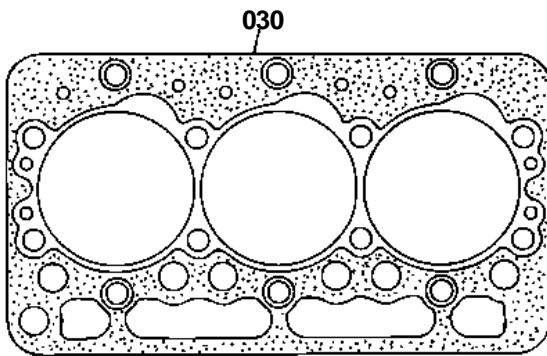


# MUFFLER

↔ Interchangeable; ≠ not interchangeable; ← new for old; → old for new

REF.No	Part No.	Description	Q'ty	S.No.	I/C	REMARKS	Weight (kgf)	Weight (lb)
010	6C090-58400	COMP.MUFFLER	1				2.1	4.62
020	01123-50820	BOLT	4				0.011	0.0242
030	15263-12370	GASKET MUFFLER NA	1				0.015	0.033
040	6C120-58430	PIPE EXHAUST	1				0.5	1.1
050	15221-12433	CLAMP MUFFLER PIPE	1				0.05	0.11
060	01754-50855	BOLT FLANGE	1				0.02	0.044
070	02121-50080	NUT	1				0.01	0.022

UPPER GASKET KIT [OPTION]



1G008-011-10

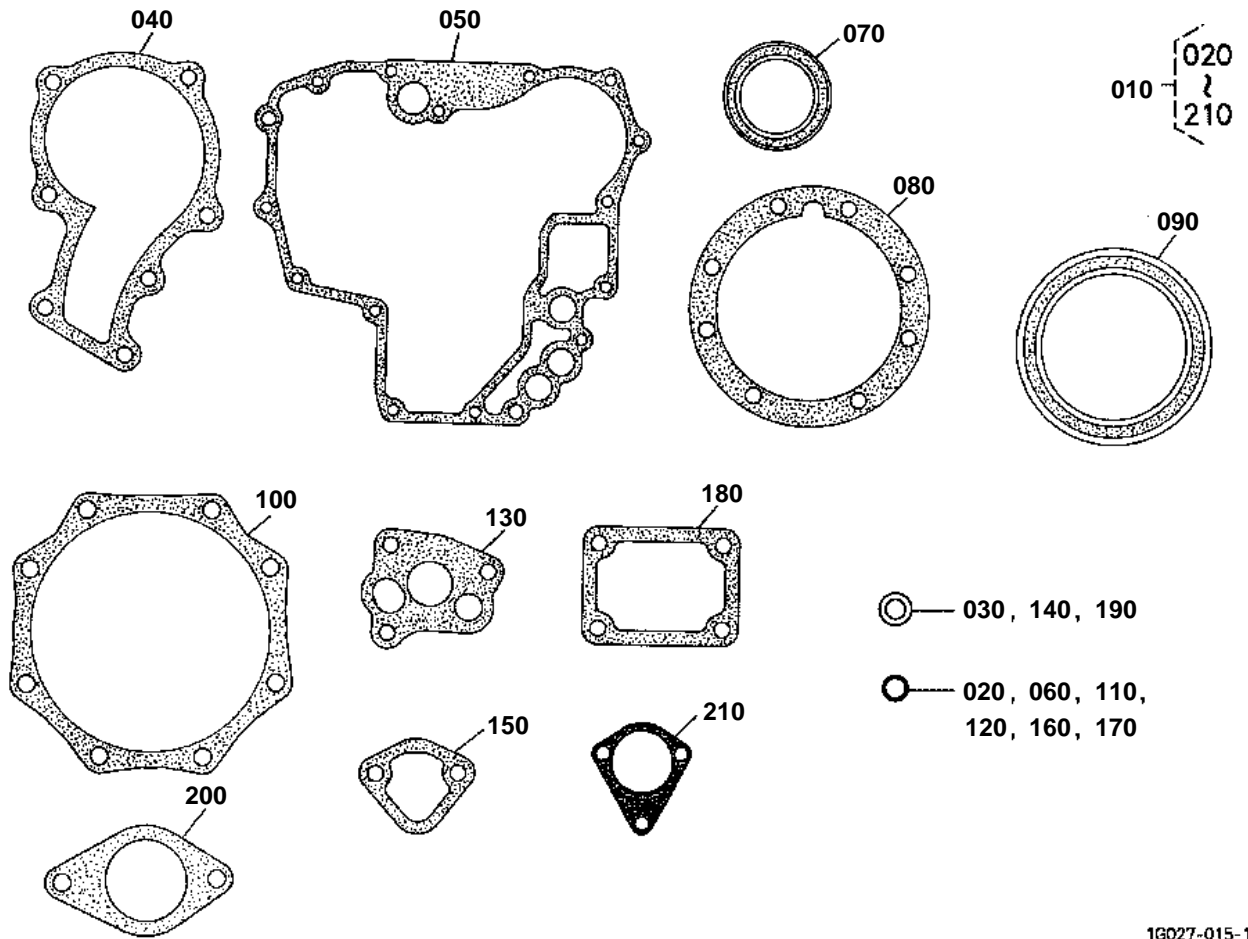


# UPPER GASKET KIT [OPTION]

↔ Interchangeable; ≠ not interchangeable; ← new for old; → old for new

REF.No	Part No.	Description	Q'ty	S.No.	I/C	REMARKS	Weight (kgf)	Weight (lb)
010	1G008-99350	KIT GASKET UPPER	1	<=5L5926			0.155	0.341
010	1G439-99350	KIT GASKET UPPER	1	>=5N0316	1		0	0
020	11420-13150	SEAL VALVE STEM	6				0.001	0.0022
030	16871-03310	GASKET CYLINDER HEAD	1				0.083	0.1826
040	15861-11820	GASKET IN-MANIFOLD	1				0.001	0.0022
050	15862-12350	GASKET EX-MANIFOLD	1	<=5L5926			0.01	0.022
050	1G318-12350	GASKET EX-MANIFOLD	1	>=5N0316	1		0	0
060	16861-14522	GASKET HEAD COVER	1				0.02	0.044
070	15601-96650	GASKET	3				0.001	0.0022
080	04814-50300	O RING	1				0.001	0.0022
090	15841-53622	GASKET	3				0.002	0.0044
100	19077-53650	SEAL HEAT	3				0.005	0.011
110	15841-72923	GASKET WATER FLANGE	1				0.001	0.0022
120	16221-73270	GASKET THERMOSTAT	1				0.01	0.022

LOWER GASKET KIT [OPTION]



1G027-015-10



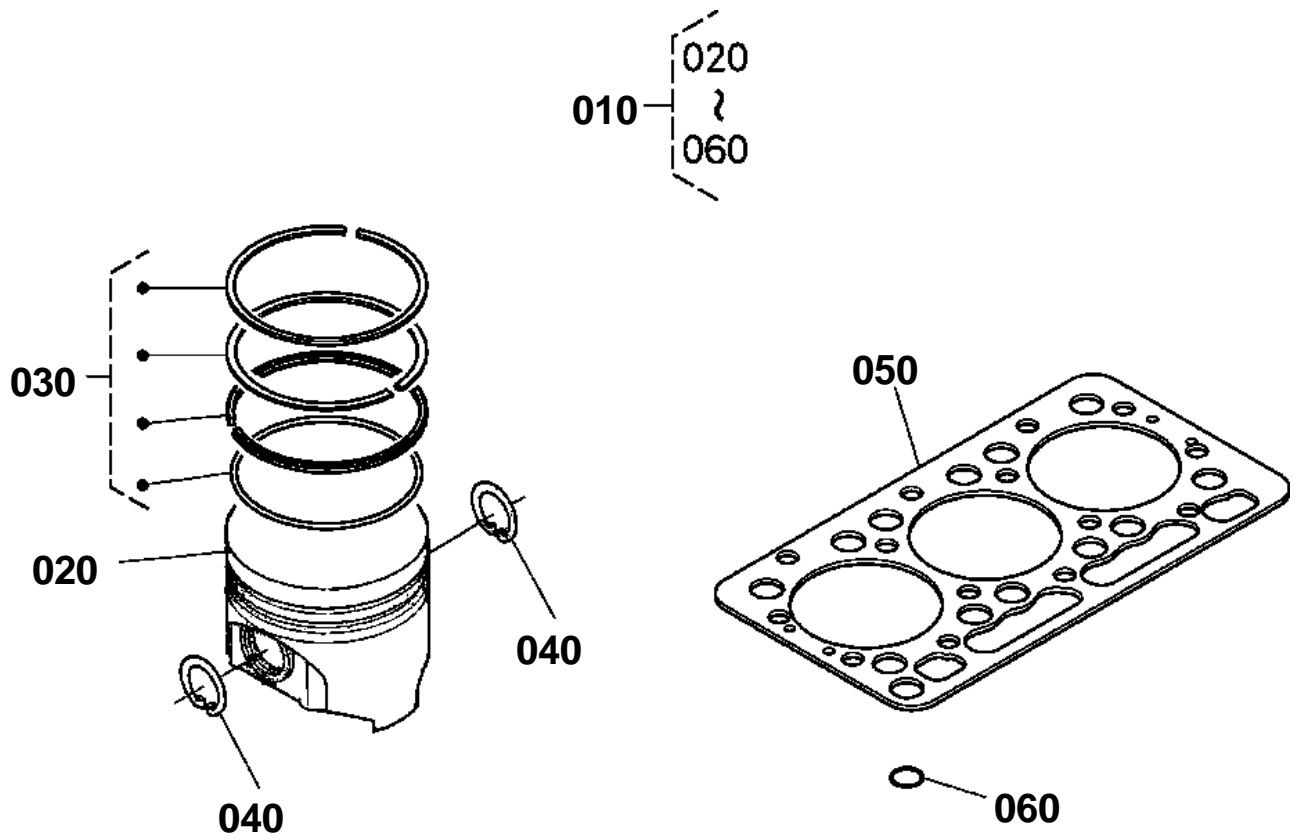


LOWER GASKET KIT [OPTION]

↔ Interchangeable; ≠ not interchangeable; ← new for old; → old for new

REF.No	Part No.	Description	Q'ty	S.No.	I/C	REMARKS	Weight (kgf)	Weight (lb)
010	1G027-99360	KIT GASKET LOWER	1				0.148	0.3256
020	15221-33700	O RING	1				0.001	0.0022
030	6C090-58960	GASKET	1				0.002	0.0044
040	15881-73432	GASKET WATER PUMP NA	1				0.002	0.0044
050	15862-04132	GASKET GEAR CASE NA	1				0.007	0.0154
060	04814-06130	O RING	3				0.01	0.022
070	15877-04140	SEAL OIL	1				0.011	0.0242
080	15852-04360	GASKET BEARING CASE	1	<=4M2501			0.005	0.011
080	1G960-04360	GASKET BEARING CASE	1	>=4N0001	→		0.01	0.022
080	15852-04360	GASKET BEARING CASE	1	>=4Y0001	↑		0.005	0.011
090	09560-00007	SEAL OIL	1				0.029	0.0638
100	15841-04822	GASKET	1				0.004	0.0088
110	04814-16220	O RING	1				0.001	0.0022
120	04814-00160	O RING	1				0.001	0.0022
130	16851-35152	GASKET OIL PUMP NA	1				0.001	0.0022
140	15601-96650	GASKET	1				0.001	0.0022
150	16264-52140	GASKET FUEL PUMP	1				0.001	0.0022
160	04814-10160	O RING	1				0.001	0.0022
170	04814-10070	O RING	1				0.001	0.0022
180	15841-57212	GASKET CONTROL PLATE	1				0.001	0.0022
190	15601-96650	GASKET	2				0.001	0.0022
200	15841-83112	GASKET	1				0.002	0.0044
210	19461-88132	GASKET H/M GEAR CASE	1				0.002	0.0044

PISTON KIT [OPTION]



1G027-013-10

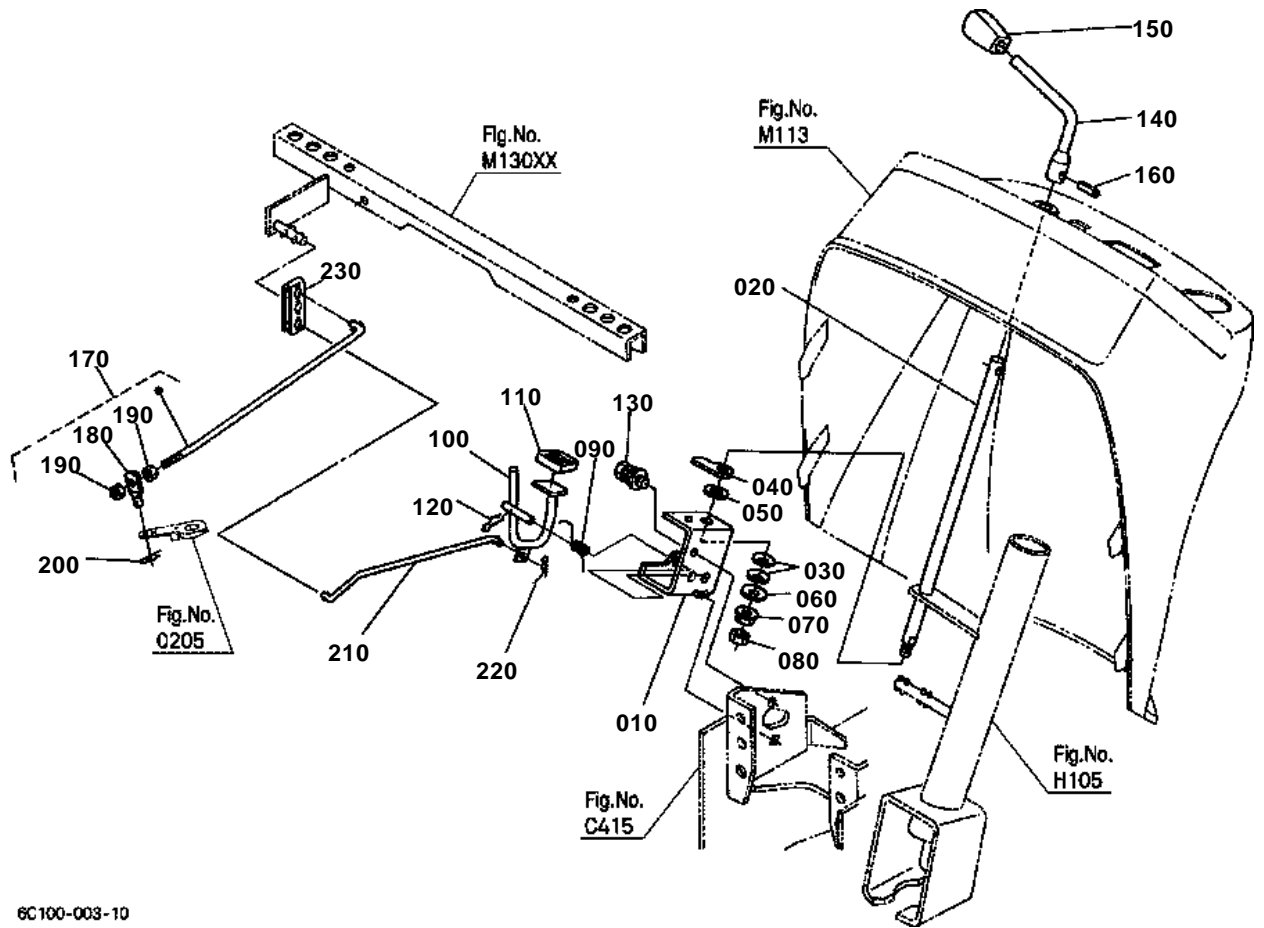


## PISTON KIT [OPTION]

↔ Interchangeable; ≠ not interchangeable; ← new for old; → old for new

REF.No	Part No.	Description	Q'ty	S.No.	I/C	REMARKS	Weight (kgf)	Weight (lb)
010	1E051-21000	KIT PISTON	1				1.15	2.53
020	1E051-21110	PISTON	3				0.224	0.4928
030	16853-21050	ASSY PISTON RING	3				0.04	0.088
040	15261-21330	CIR CLIP PISTON PIN	6				0.001	0.0022
050	16871-03310	GASKET CYLINDER HEAD	1				0.083	0.1826
060	15221-33700	O RING	1				0.001	0.0022

ACCELERATOR LEVER



6C100-003-10

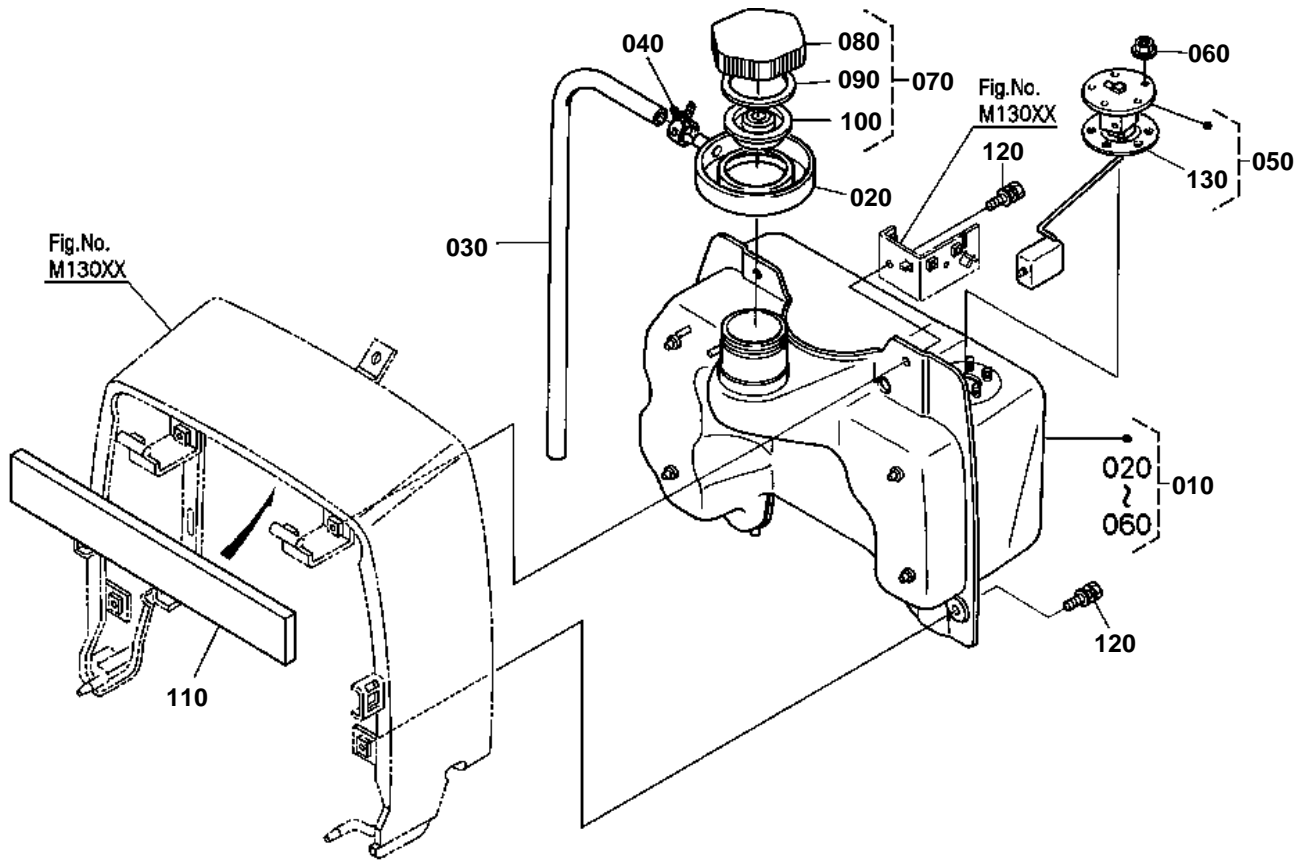


## ACCELERATOR LEVER

↔ Interchangeable; ≠ not interchangeable; ← new for old; → old for new

REF.No	Part No.	Description	Q'ty	S.No.	I/C	REMARKS	Weight (kgf)	Weight (lb)
010	6C040-43212	BRACKET ACCEL.	1				0.163	0.3586
020	6C040-43220	ROD ACCEL.	1				0.35	0.77
030	66116-51530	SPRING PLATE	2				0.003	0.0066
040	6C040-43250	ARM ACCELERATOR	1				0.04	0.088
050	6C040-43380	WASHER ACCEL.	1				0.004	0.0088
060	04015-60080	WASHER PLAIN	1				0.01	0.022
070	02751-50080	NUT FLANGE	1				0.006	0.0132
080	02156-50080	NUT	1				0.004	0.0088
090	6C100-43290	SPRING	1				0.009	0.0198
100	6C040-43230	PEDAL ACCEL.	1				0.27	0.594
110	37410-42760	COVER PEDAL	1				0.025	0.055
120	05525-61000	PIN SNAP	1				0.002	0.0044
130	01125-60820	BOLT	1				0.015	0.033
140	6C040-43244	LEVER ACCEL.	1				0.115	0.253
150	TA040-49873	GRIP	1				0.024	0.0528
160	05411-00520	PIN SPRING	1				0.002	0.0044
170	6C090-43300	ASSY ROD RELEASE	1				0.07	0.154
180	6C090-43280	CONNECTOR	1				0.004	0.0088
190	02014-50060	NUT	2				0.002	0.0044
200	05525-50800	PIN SNAP	1				0.001	0.0022
210	6C090-43240	ROD RELEASE	1				0.04	0.088
220	05525-60600	PIN SNAP	2				0.001	0.0022
230	6C090-43250	LEVER RELEASE	1				0.05	0.11

FUEL TANK



6C100-004-11

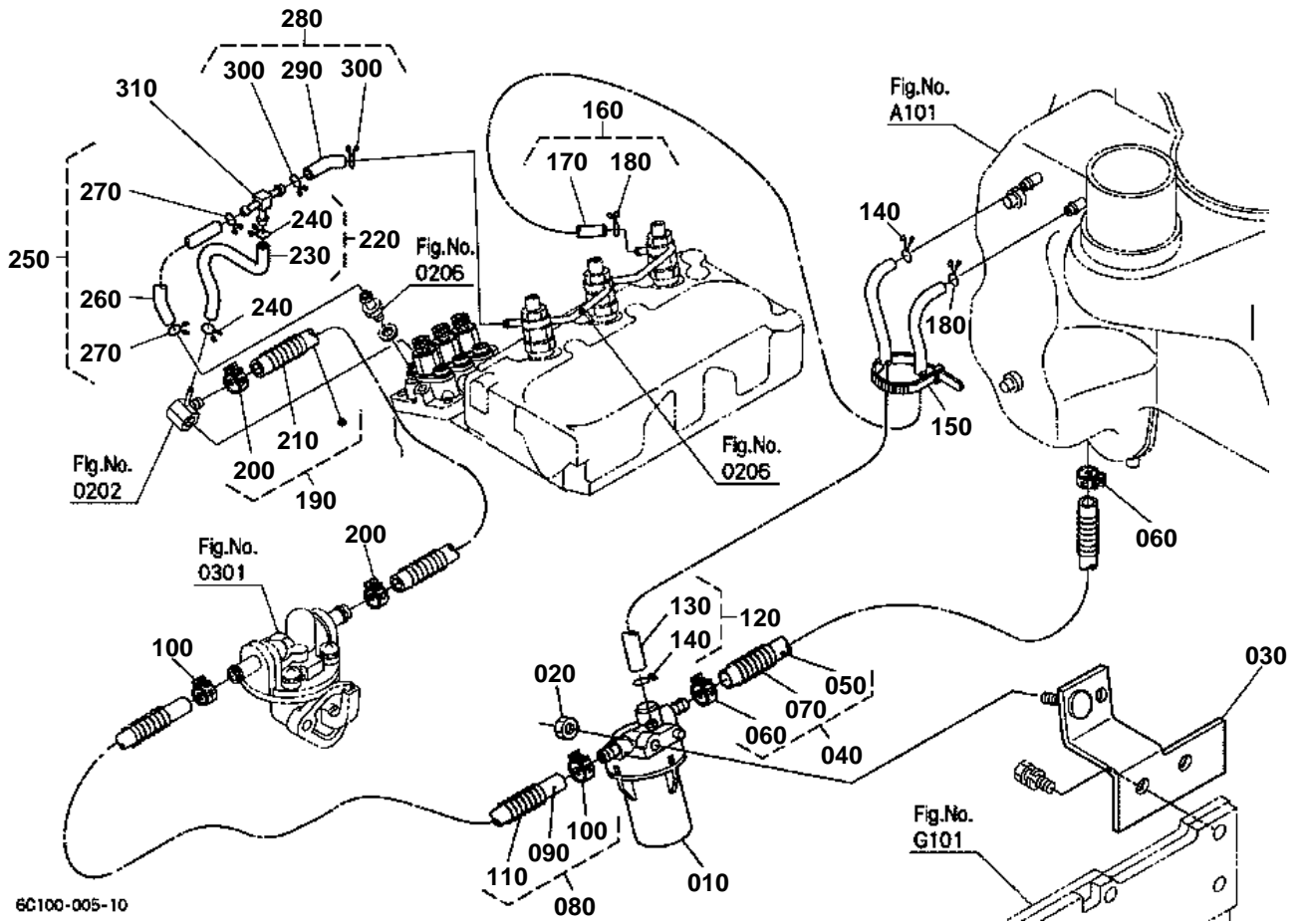


# FUEL TANK

↔ Interchangeable; ≠ not interchangeable; ← new for old; → old for new

REF.No	Part No.	Description	Q'ty	S.No.	I/C	REMARKS	Weight (kgf)	Weight (lb)
010	6C090-54709	ASSY TANK FUEL	1				3.5	7.7
020	6C090-54740	TRAY FUEL	1				0.04	0.088
030	6C120-54760	PIPE	1				0.09	0.198
040	09318-88185	CLAMP HOSE	1				0.004	0.0088
050	6C090-54753	GAUGE FUEL	1				0.13	0.286
060	6C090-54860	NUT FLANGE	5				0.003	0.0066
070	6A100-54910	ASSY CAP FUEL	1				0.105	0.231
080	6A100-54920	CAP FUEL	1				0.041	0.0902
090	6A100-54942	SPACER	1				0.001	0.0022
100	6A100-54952	GASKET	1				0.02	0.044
110	6C090-54790	SPONGE	1				0.018	0.0396
120	01127-50820	BOLT	4	<=30568			0.02	0.044
120	01125-50825	BOLT	4	>=30569	1		0.018	0.0396
130	6A320-85812	GASKET GAUGE	1				0.005	0.011

FUEL PIPE



6C100-005-10

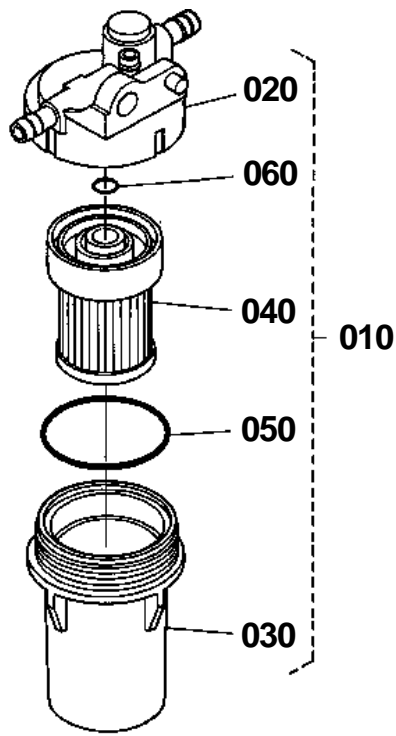


**FUEL PIPE**

↔ Interchangeable; ≠ not interchangeable; ← new for old; → old for new

REF.No	Part No.	Description	Q'ty	S.No.	I/C	REMARKS	Weight (kgf)	Weight (lb)
010	6A320-58862	ASSY FILTER FUEL	1				0.09	0.198
020	02121-50080	NUT	1				0.01	0.022
030	6C140-58312	STAY FUEL FILTER	1				0.17	0.374
040	6C090-54812	ASSY TUBE FUEL	1				0.04	0.088
050	09661-80260	TUBE FUEL	1				0.03	0.066
060	14911-42750	CLIP PIPE	2				0.002	0.0044
070	67111-58320	SPRING PIPE PROTECT.	1				0.02	0.044
080	6C040-59410	ASSY TUBE FUEL	1				0.058	0.1276
090	09661-70380	TUBE FUEL	1				0.04	0.088
100	14911-42750	CLIP PIPE	2				0.002	0.0044
110	76611-53370	SPRING PIPE PROTECT.	1				0.01	0.022
120	6C090-54850	ASSY PIPE AIR VENT	1				0.026	0.0572
130	09661-40460	TUBE FUEL	1				0.024	0.0528
140	14971-42750	CLIP PIPE	2				0.001	0.0022
150	55311-41260	BAND CORD	1				0.007	0.0154
160	6C090-59440	ASSY PIPE AIR VENT	1				0.017	0.0374
170	09661-40260	TUBE FUEL	1				0.015	0.033
180	14971-42750	CLIP PIPE	2				0.001	0.0022
190	15263-42010	ASSY PIPE FUEL	1				0.04	0.088
200	14911-42750	CLIP PIPE	2				0.002	0.0044
210	66591-54250	SPRING PIPE PROTECT.	1				0.01	0.022
220	16809-42500	ASSY TUBE FUEL	1				0.007	0.0154
230	09661-40130	TUBE FUEL	1				0.001	0.0022
240	14971-42750	CLIP PIPE	2				0.001	0.0022
250	16809-42030	ASSY TUBE FUEL	1				0.005	0.011
260	09661-40085	TUBE FUEL	1				0.001	0.0022
270	14971-42750	CLIP PIPE	2				0.001	0.0022
280	16809-42020	ASSY TUBE FUEL	1				0.002	0.0044
290	09661-40040	PIPE FUEL	1				0.005	0.011
300	14971-42750	CLIP PIPE	2				0.001	0.0022
310	1C020-42360	JOINT T-PIPE	1				0.002	0.0044

FUEL FILTER [COMPONENT PARTS]



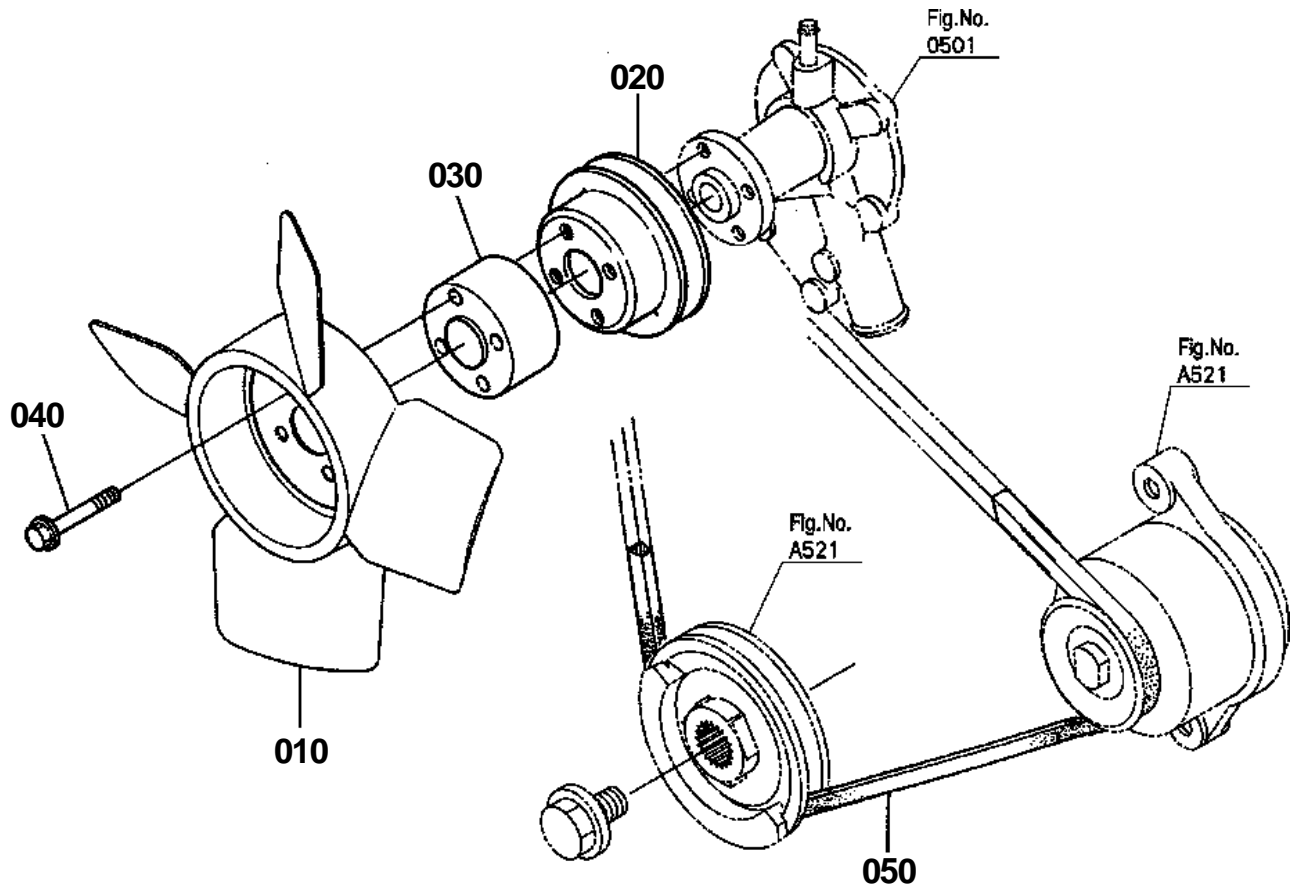
6A320-010-10



## FUEL FILTER [COMPONENT PARTS]

↔ Interchangeable; ≠ not interchangeable; ← new for old; → old for new

REF.No	Part No.	Description	Q'ty	S.No.	I/C	REMARKS	Weight (kgf)	Weight (lb)
010	6A320-58862	ASSY FILTER FUEL	1				0.09	0.198
020	6A320-59912	BODY	1			NOT SALE	0.035	0.077
030	6A320-59920	CUP	1				0.03	0.066
040	6A320-59930	FILTER	1				0.025	0.055
050	6A320-59940	O-RING	1				0.001	0.0022
060	6A320-59950	O-RING	1				0.001	0.0022



6C100-006-10

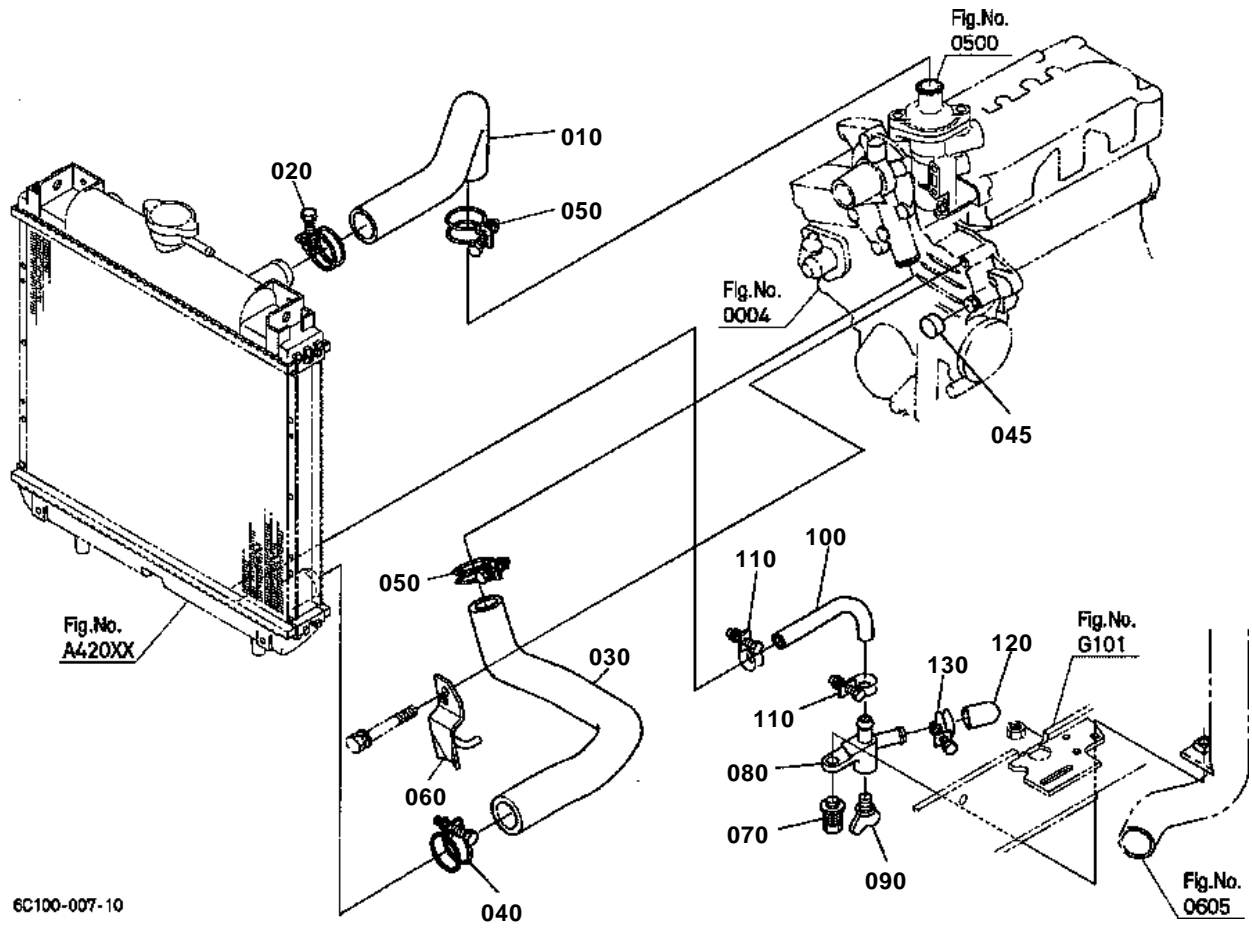


# FAN

↔ Interchangeable; ≠ not interchangeable; ← new for old; → old for new

REF.No	Part No.	Description	Q'ty	S.No.	I/C	REMARKS	Weight (kgf)	Weight (lb)
010	15872-74110	FAN	1				0.25	0.55
020	15841-74250	PULLEY FAN	1				0.19	0.418
030	15679-74150	COLLAR FAN	1				0.13	0.286
040	15687-91020	BOLT FLANGE	4				0.01	0.022
050	1G027-97010	V BELT	1				0.07	0.154

WATER PIPE



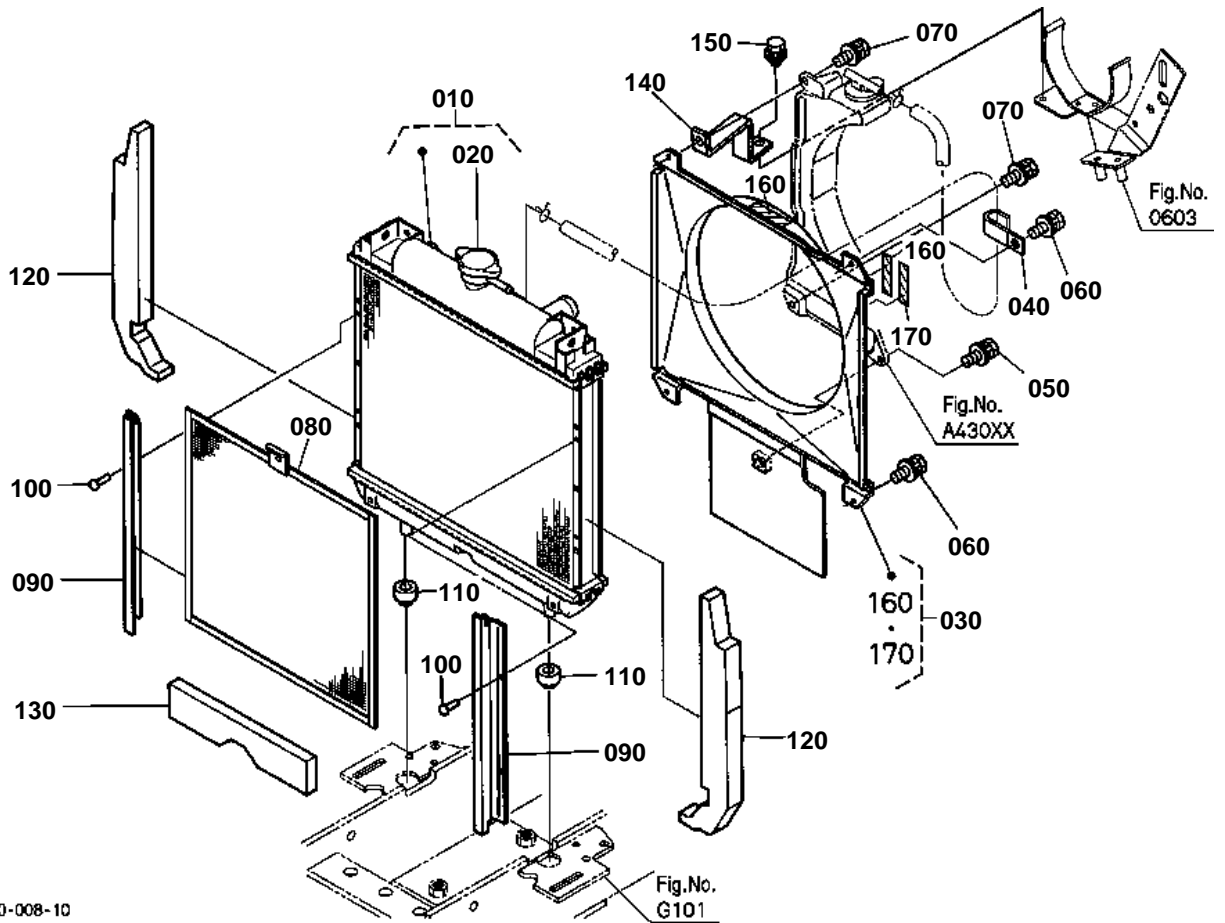


## WATER PIPE

↔ Interchangeable; ≠ not interchangeable; ← new for old; → old for new

REF.No	Part No.	Description	Q'ty	S.No.	I/C	REMARKS	Weight (kgf)	Weight (lb)
010	6C090-58630	HOSE WATER	1				0.09	0.198
020	67955-58630	CLAMP HOSE	1				0.025	0.055
030	6C090-58570	HOSE WATER	1				0.14	0.308
040	67955-58630	CLAMP HOSE	1				0.025	0.055
045	3F760-56750	CAP	1				0.001	0.0022
050	09318-89030	CLAMP HOSE	2				0.023	0.0506
060	6A340-58642	CLAMP WATER HOSE	1				0.07	0.154
070	01125-50822	BOLT	1				0.015	0.033
080	6C040-58650	COCK	1				0.017	0.0374
090	55364-82110	COCK DRAIN	1				0.005	0.011
100	6C090-58680	HOSE DRAIN	1				0.025	0.055
110	6C040-58720	CLAMP HOSE	2				0.017	0.0374
120	6C090-58690	CAP DRAIN	1				0.007	0.0154
130	6C040-58730	CLAMP HOSE	1				0.017	0.0374

RADIATOR [EXCEPT [AU] [NZ]]



6C100-008-10



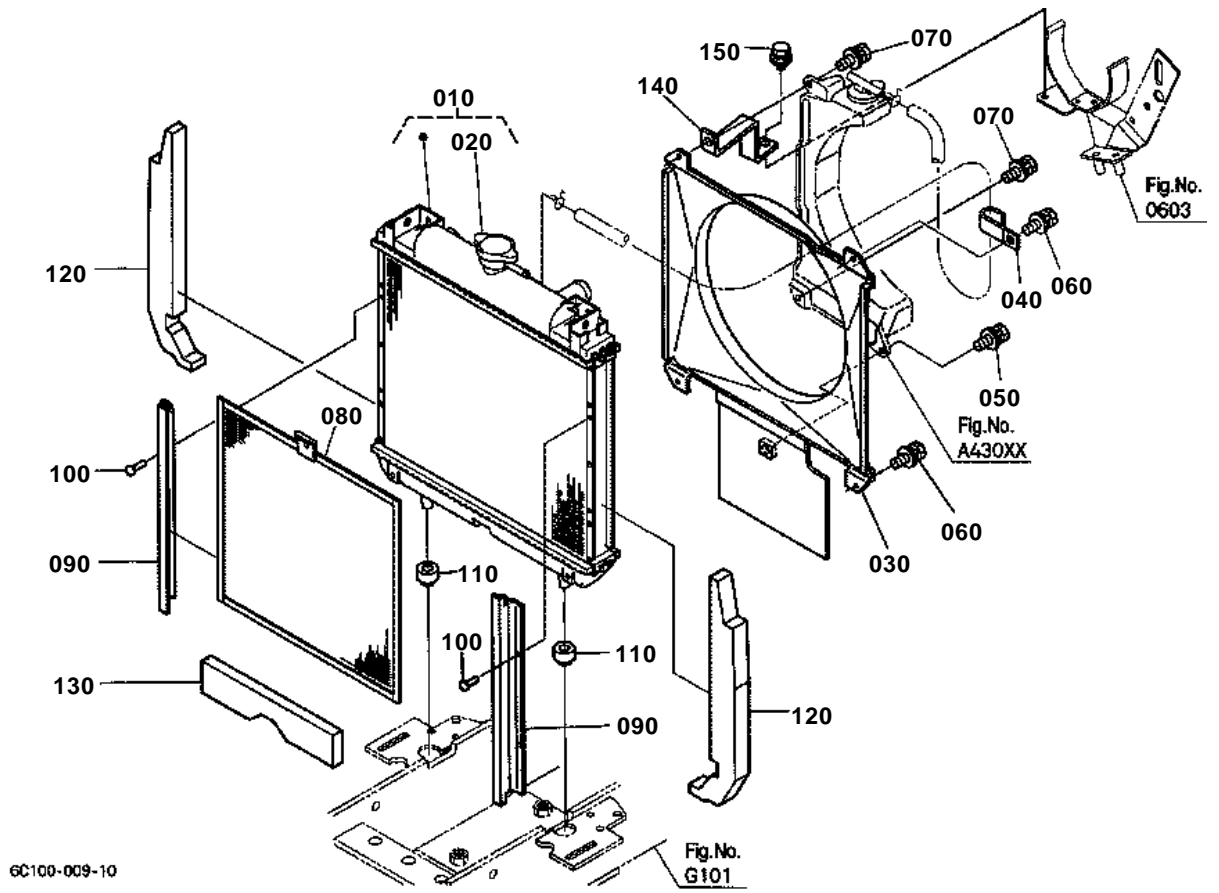


# RADIATOR [EXCEPT [AU] [NZ]]

↔ Interchangeable; ≠ not interchangeable; ← new for old; → old for new

REF.No	Part No.	Description	Q'ty	S.No.	I/C	REMARKS	Weight (kgf)	Weight (lb)
010	6C120-58500	ASSY RADIATOR	1				2.5	5.5
020	17214-72020	ASSY CAP RADIATOR	1				0.05	0.11
030	6C090-58603	KIT SHROUD FAN	1				0.6	1.32
040	15272-67590	CLAMP CORD	1				0.004	0.0088
050	01025-50616	BOLT	1				0.005	0.011
060	01025-50612	BOLT	2				0.005	0.011
070	01025-50620	BOLT	2				0.02	0.044
080	6C120-58530	NET RADIATOR	1				0.24	0.528
090	6C090-58540	GUIDE	2				0.107	0.2354
100	54102-24410	RIVET	4				0.001	0.0022
110	6C040-58580	CUSHION RADIATOR	2				0.021	0.0462
120	6C090-54453	TAPE RADIATOR	2				0.03	0.066
130	6C090-54470	TAPE RADIATOR	1				0.017	0.0374
140	6C090-58590	STAY RADIATOR	1				0.13	0.286
150	01025-50616	BOLT	1				0.005	0.011
160	6C090-49580	LABEL FAN WARNING	2				0.001	0.0022
170	6C090-49590	LABEL MUFFLER	1				0.005	0.011

RADIATOR [AU] [NZ]



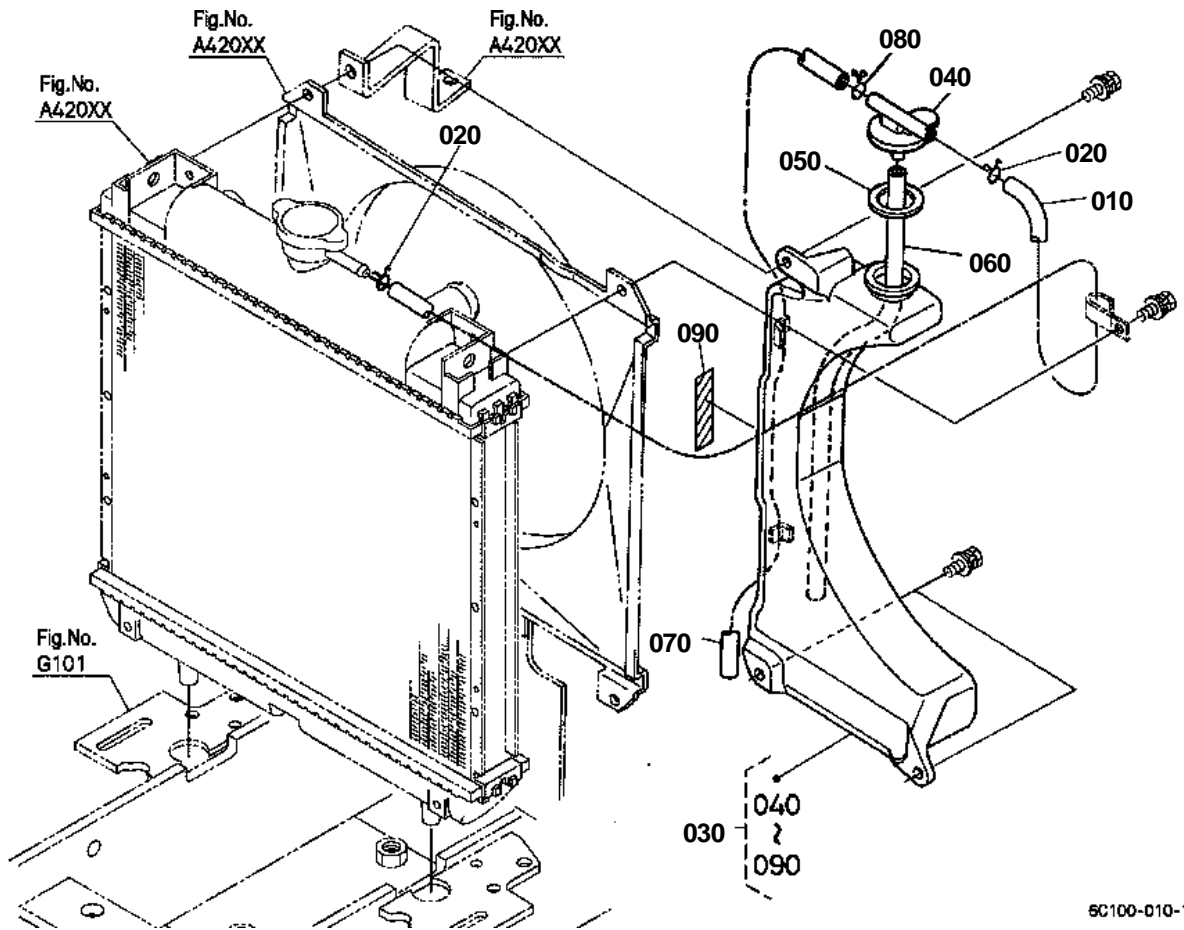


# RADIATOR [AU] [NZ]

↔ Interchangeable; ≠ not interchangeable; ← new for old; → old for new

REF.No	Part No.	Description	Q'ty	S.No.	I/C	REMARKS	Weight (kgf)	Weight (lb)
010	6C120-58500	ASSY RADIATOR	1				2.5	5.5
020	17214-72020	ASSY CAP RADIATOR	1				0.05	0.11
030	6C090-58616	SHROUD FAN	1				0.55	1.21
040	15272-67590	CLAMP CORD	1				0.004	0.0088
050	01025-50616	BOLT	1				0.005	0.011
060	01025-50612	BOLT	2				0.005	0.011
070	01025-50620	BOLT	2				0.02	0.044
080	6C120-58530	NET RADIATOR	1				0.24	0.528
090	6C090-58540	GUIDE	2				0.107	0.2354
100	54102-24410	RIVET	4				0.001	0.0022
110	6C040-58580	CUSHION RADIATOR	2				0.021	0.0462
120	6C090-54453	TAPE RADIATOR	2				0.03	0.066
130	6C090-54470	TAPE RADIATOR	1				0.017	0.0374
140	6C090-58590	STAY RADIATOR	1				0.13	0.286
150	01025-50616	BOLT	1				0.005	0.011

RESERVE TANK [EXCEPT [AU] [NZ]]

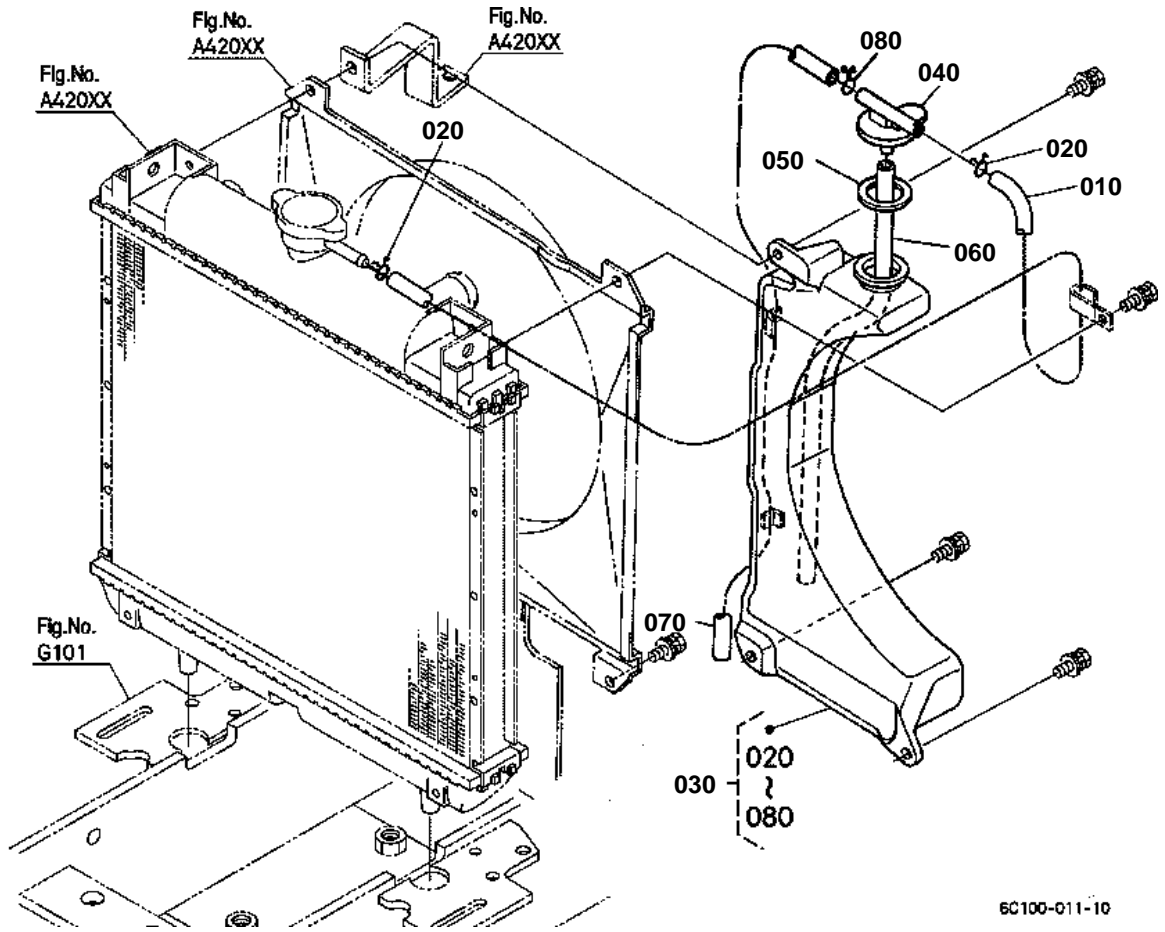


5C100-010-10

**RESERVE TANK [EXCEPT [AU] [NZ]]**

↔ Interchangeable; ≠ not interchangeable; ← new for old; → old for new

REF.No	Part No.	Description	Q'ty	S.No.	I/C	REMARKS	Weight (kgf)	Weight (lb)
010	6C090-58670	HOSE OVER FLOW	1				0.033	0.0726
020	6C040-58710	CLIP	2				0.002	0.0044
030	6C090-99150	KIT TANK RESERVE	1				0.35	0.77
040	6C090-58820	CAP	1				0.006	0.0132
050	6C090-58830	GASKET	1				0.001	0.0022
060	6C090-58840	HOSE	1				0.034	0.0748
070	6C090-58850	HOSE	1				0.042	0.0924
080	6C040-58710	CLIP	1				0.002	0.0044
090	6C090-49580	LABEL FAN WARNING	1				0.001	0.0022



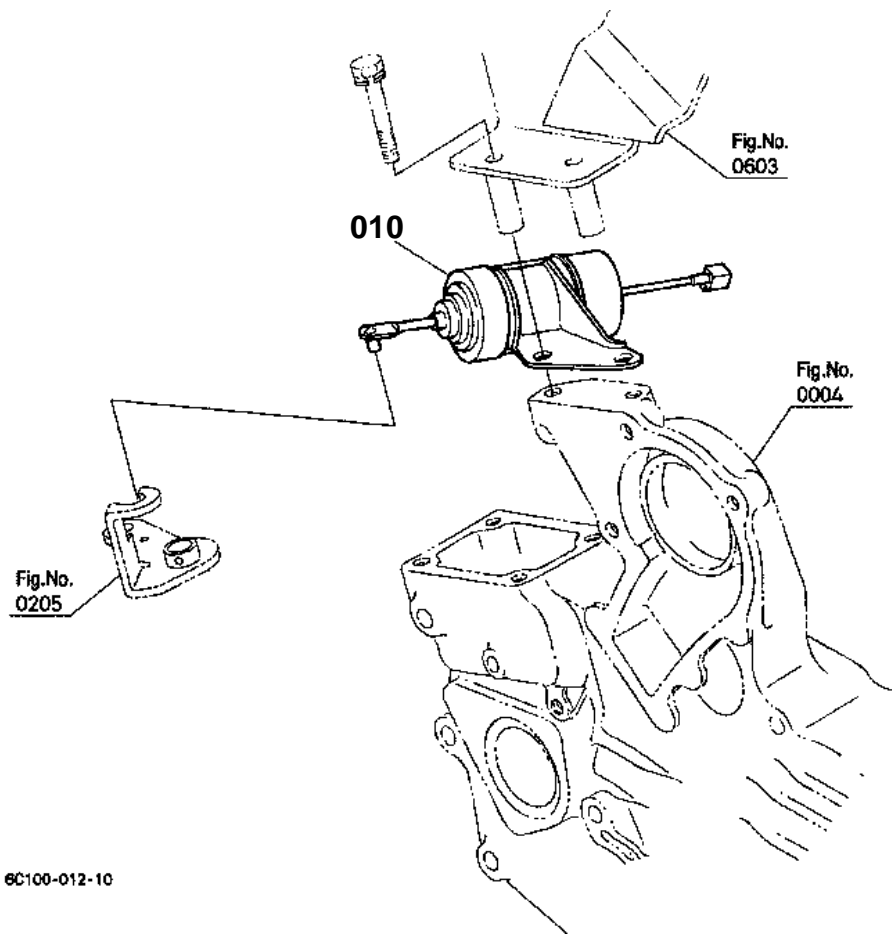


# RESERVE TANK [AU] [NZ]

↔ Interchangeable; ≠ not interchangeable; ← new for old; → old for new

REF.No	Part No.	Description	Q'ty	S.No.	I/C	REMARKS	Weight (kgf)	Weight (lb)
010	6C090-58670	HOSE OVER FLOW	1				0.033	0.0726
020	6C040-58710	CLIP	2				0.002	0.0044
030	6C090-58800	ASSY TANK RESERVE	1				0.4	0.88
040	6C090-58820	CAP	1				0.006	0.0132
050	6C090-58830	GASKET	1				0.001	0.0022
060	6C090-58840	HOSE	1				0.034	0.0748
070	6C090-58850	HOSE	1				0.042	0.0924
080	6C040-58710	CLIP	1				0.002	0.0044

STOP SOLENOID



6C100-012-10

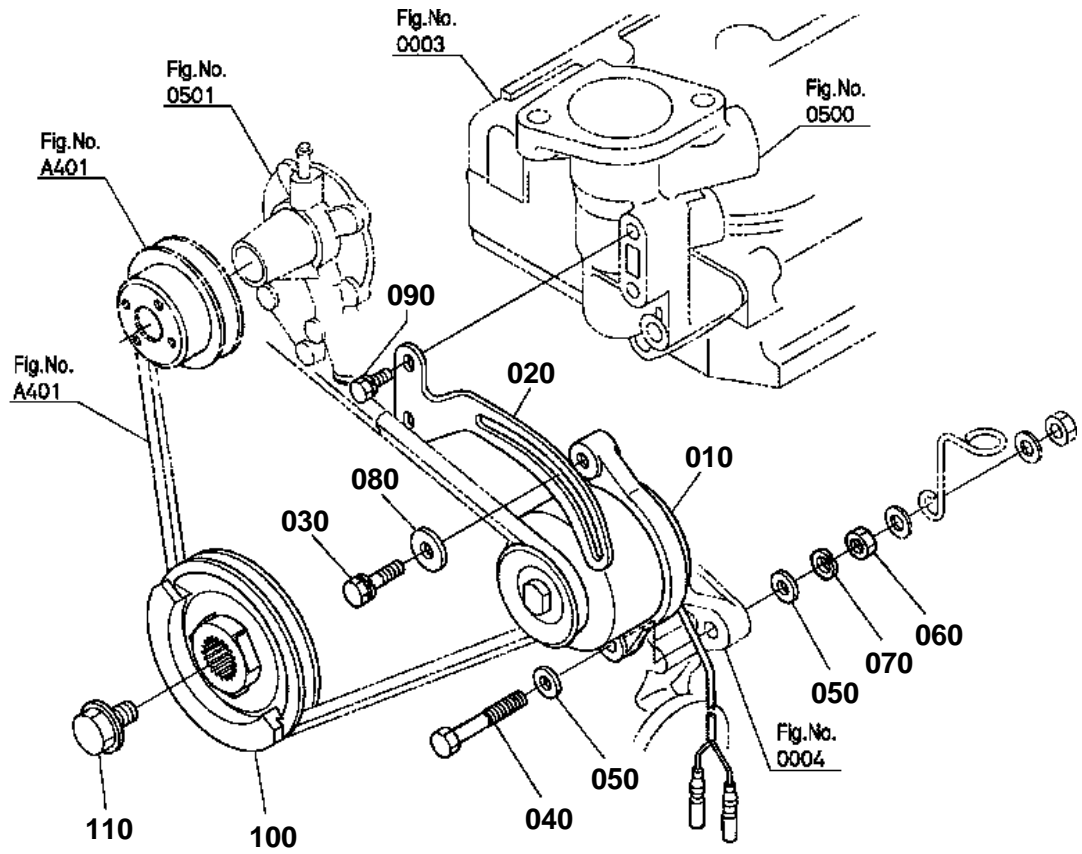




# STOP SOLENOID

↔ Interchangeable; ≠ not interchangeable; ← new for old; → old for new

REF.No	Part No.	Description	Q'ty	S.No.	I/C	REMARKS	Weight (kgf)	Weight (lb)
010	16851-60010	SOLENOID STOP	1				0	0
010	16851-60012	SOLENOID STOP	1	<=30585	<<		0.4	0.88
010	16851-60013	SOLENOID STOP	1	>=30586	→		0.4	0.88

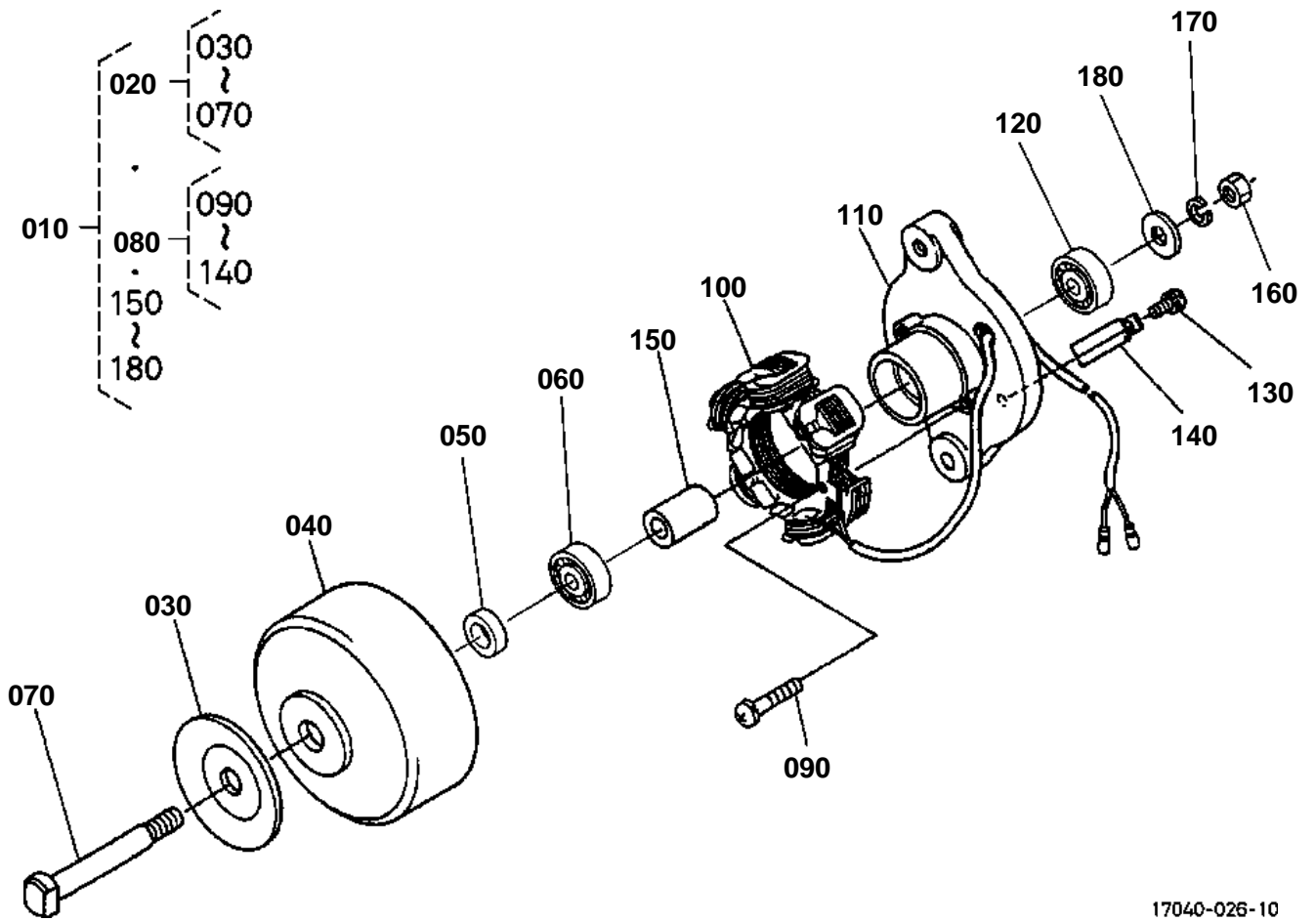


1G005-008-10

**DYNAMO**

↔ Interchangeable; ≠ not interchangeable; ← new for old; → old for new

REF.No	Part No.	Description	Q'ty	S.No.	I/C	REMARKS	Weight (kgf)	Weight (lb)
010	15531-64016	ASSY DYNAMO	1				1.4	3.08
010	15531-64017	ASSY DYNAMO	1		«		1.29	2.838
020	12599-64420	STAY DYNAMO	1				0.098	0.2156
030	01123-50830	BOLT	1				0.015	0.033
040	01153-50855	BOLT	1				0.023	0.0506
050	04013-60080	WASHER PLAIN	2				0.002	0.0044
060	02114-50080	NUT	1	≤30577			0.005	0.011
060	02156-50080	NUT	1	≥30578	→		0.004	0.0088
070	04512-60080	WASHER SPRING	1				0.002	0.0044
080	04015-60080	WASHER PLAIN	1				0.01	0.022
090	01023-50616	BOLT	2				0.005	0.011
100	16875-74280	PULLEY FAN DRIVE	1				0.825	1.815
110	15881-91030	BOLT	1				0.06	0.132



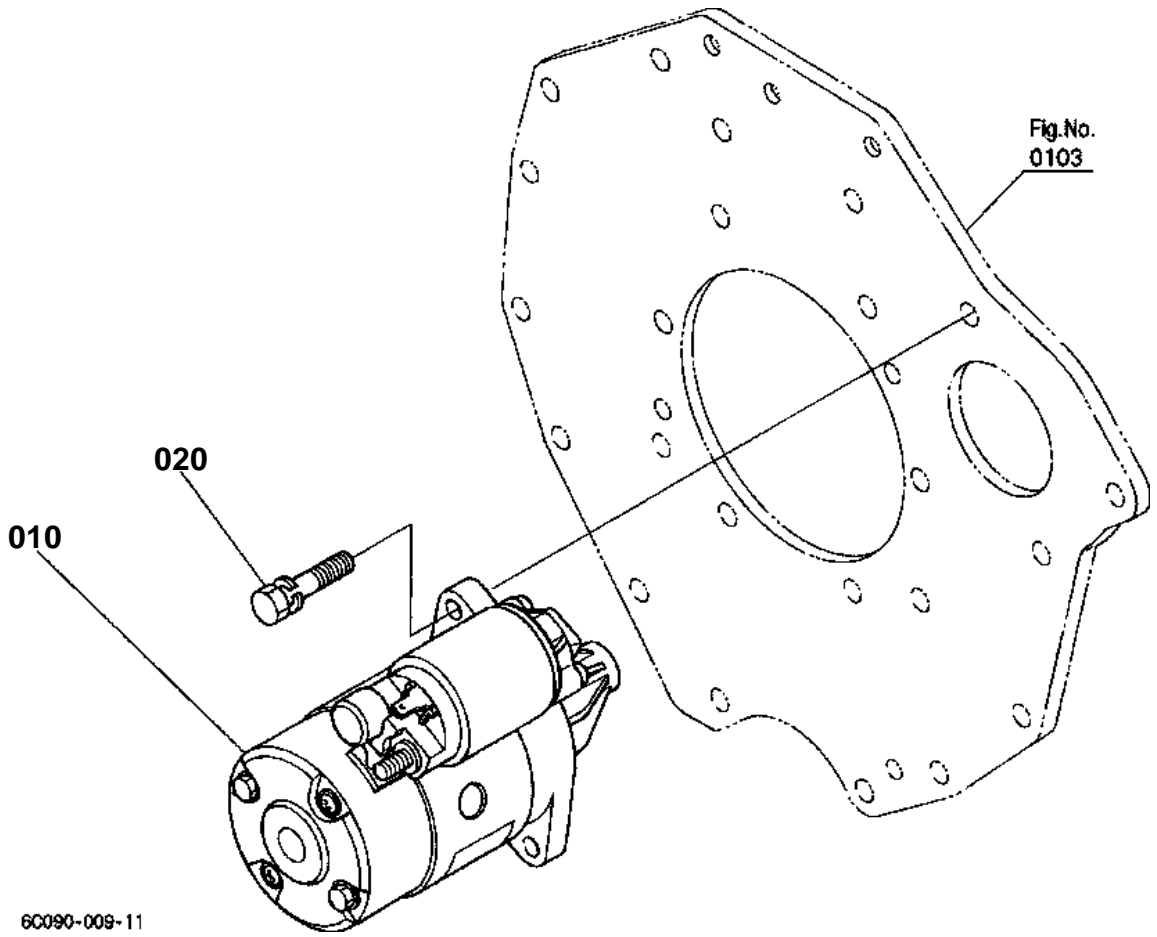
17040-026-10

**DYNAMO [COMPONENT PARTS]**

↔ Interchangeable; ≠ not interchangeable; ← new for old; → old for new

REF.No	Part No.	Description	Q'ty	S.No.	I/C	REMARKS	Weight (kgf)	Weight (lb)
010	15531-64016	ASSY DYNAMO	1				1.4	3.08
020	15381-64120	COMP.FLYWHEEL	1				0.67	1.474
030	15531-64110	PULLEY	1				0.15	0.33
040	15381-64040	FLYWHEEL	1				0.48	1.056
050	6C040-82860	COLLAR	1				0.014	0.0308
060	15531-74180	BEARING BALL	1				0.04	0.088
070	15381-74140	SHAFT FAN	1				0.07	0.154
080	15381-64360	COMP.STATOR	1				0.59	1.298
090	15261-93010	SCREW ROUND HEAD	2				0.003	0.0066
100	15381-64290	STATOR	1				0.24	0.528
110	15381-64070	PLATE	1				0.26	0.572
120	15531-74180	BEARING BALL	1				0.04	0.088
130	15531-93010	SCREW ROUND HEAD	1				0.002	0.0044
140	15381-64190	CLAMP CORD	1				0.001	0.0022
150	15381-64150	COLLAR	1				0.025	0.055
160	15261-92030	NUT	1				0.01	0.022
170	15261-94070	WASHER SPRING	1				0.003	0.0066
180	15261-94020	WASHER PLAIN	1				0.007	0.0154

STARTER



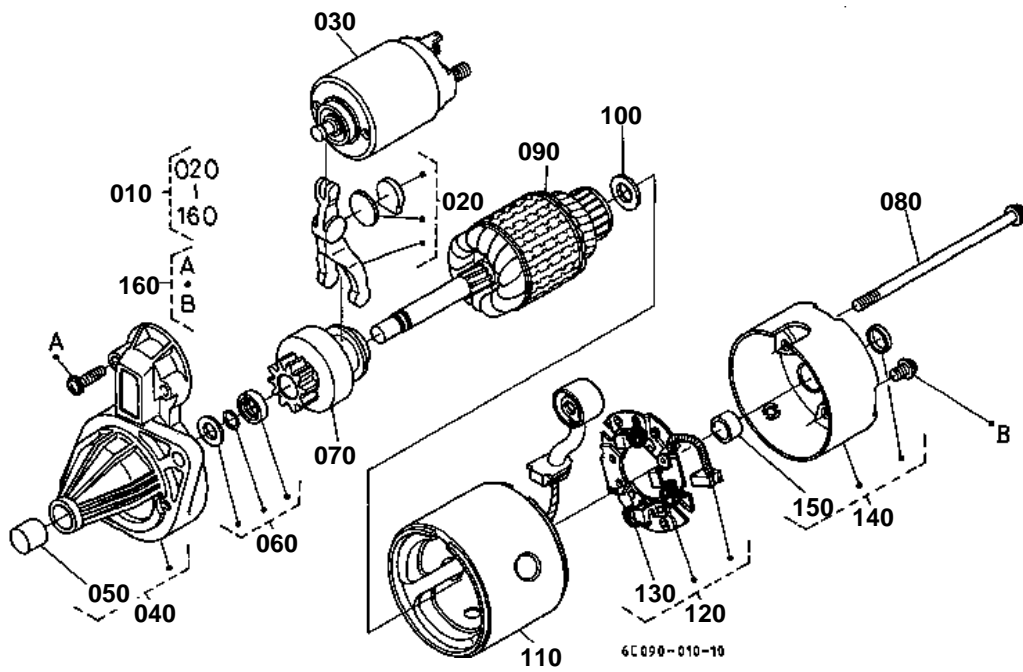


# STARTER

↔ Interchangeable; ≠ not interchangeable; ← new for old; → old for new

REF.No	Part No.	Description	Q'ty	S.No.	I/C	REMARKS	Weight (kgf)	Weight (lb)
010	6C090-59210	ASSY STARTER	1				3.7	8.14
020	01123-50840	BOLT	2				0.018	0.0396

STARTER [COMPONENT PARTS]





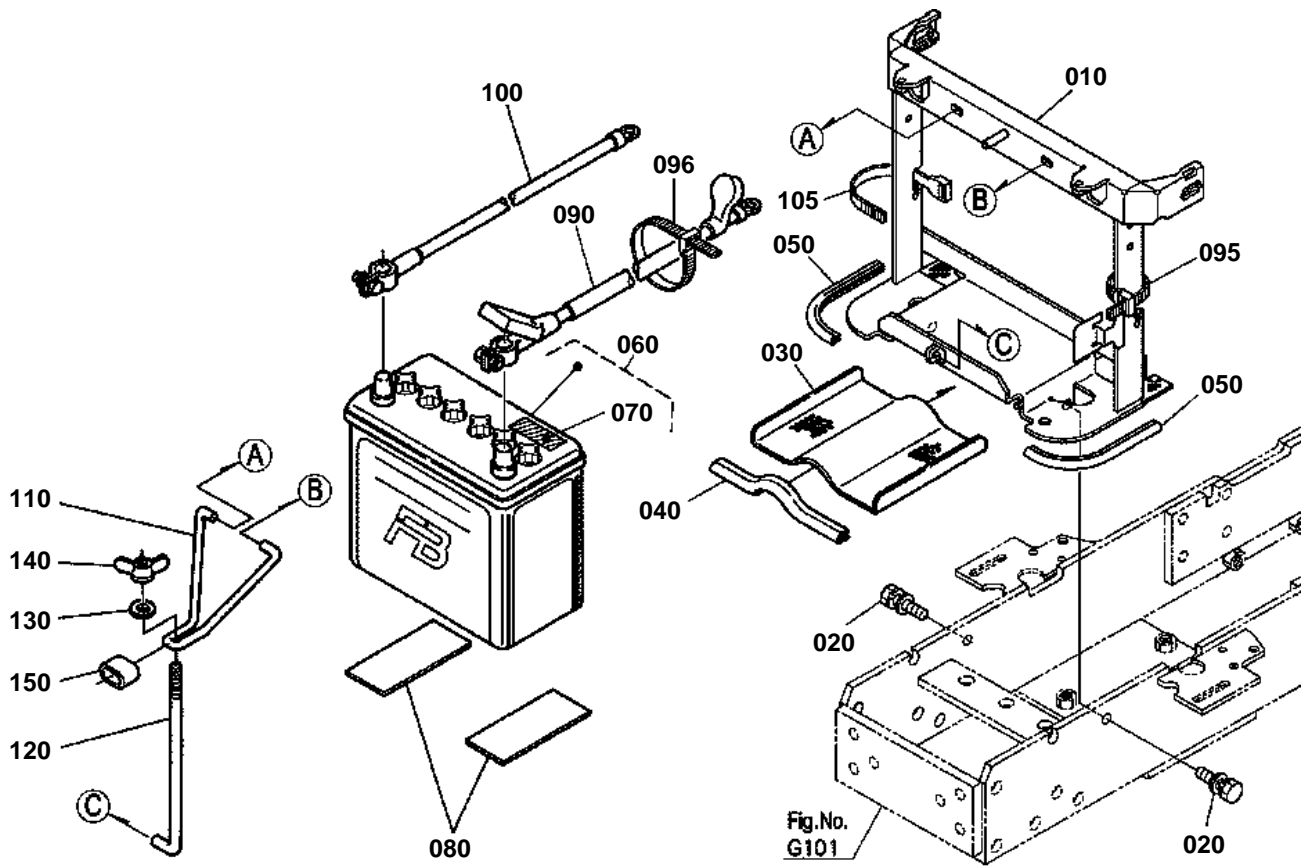


# STARTER [COMPONENT PARTS]

↔ Interchangeable; ≠ not interchangeable; ← new for old; → old for new

REF.No	Part No.	Description	Q'ty	S.No.	I/C	REMARKS	Weight (kgf)	Weight (lb)
010	6C090-59210	ASSY STARTER	1				3.7	8.14
020	15852-63050	LEVER DRIVE	1				0.015	0.033
030	6C090-59220	ASSY SWITCH	1				0.5	1.1
040	6C090-59230	ASSY BRACKET FRONT	1				0.27	0.594
050	16225-63240	BEARING NEEDLE	1				0.01	0.022
060	19837-63150	STOPPER	1				0.007	0.0154
070	19837-63040	CLUTCH OVER RUNNING	1				0.22	0.484
080	15852-63320	BOLT	2				0.016	0.0352
090	6C090-59240	ARMATURE	1				0.97	2.134
100	15852-63410	WASHER ADJUSTING	1				0.006	0.0132
110	6C090-59250	ASSY YOKE	1				1.06	2.332
120	15852-63380	HOLDER BRUSH	1				0.052	0.1144
130	15852-63390	SPRING BRUSH	3				0.002	0.0044
140	15852-63200	FRAME END	1				0.2	0.44
150	15852-63250	BUSH	1				0.006	0.0132
160	15852-93310	SCREW PAN-HEAD	1				0.02	0.044

BATTERY



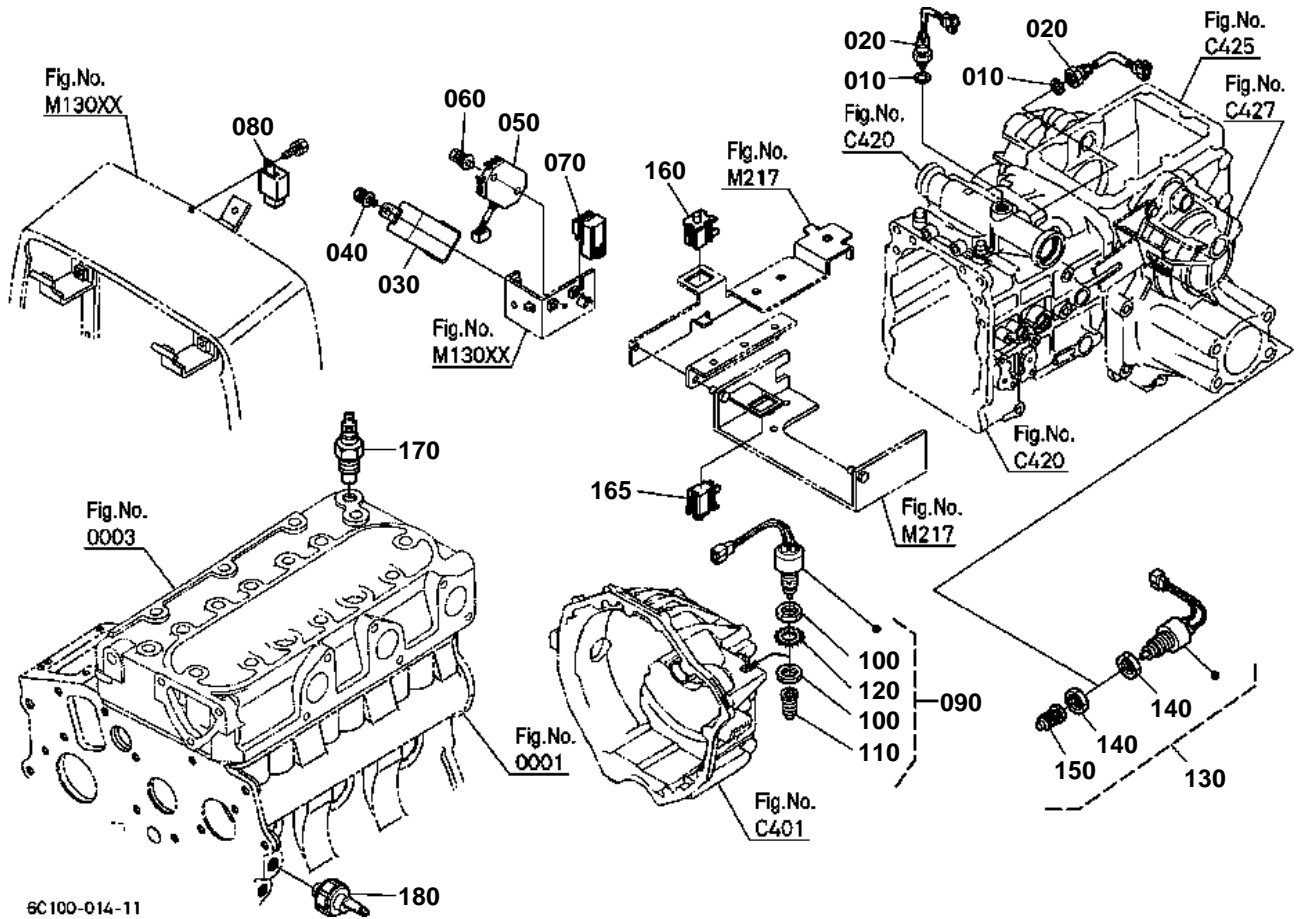
6C100-013-10

**BATTERY**

↔ Interchangeable; ≠ not interchangeable; ← new for old; → old for new

REF.No	Part No.	Description	Q'ty	S.No.	I/C	REMARKS	Weight (kgf)	Weight (lb)
010	6C120-51220	BRACKET BATTERY	1				2.6	5.72
020	01135-51030	BOLT	2				0.03	0.066
030	6C090-51260	NET	1				0.26	0.572
040	76650-42520	TRIM DUSTPROOF	1				0.03	0.066
050	76611-56920	TRIM DUSTPROOF PLATE	2				0.025	0.055
060	99999-99999	ASSY BATTERY	1			55B24L	0	0
070	6C040-55590	LABEL BATTERY	1			ENGLISH	0.001	0.0022
080	34150-33220	CUSHION	2				0.015	0.033
090	6C090-55530	CORD BATTERY(+)	1				0.22	0.484
095	53581-64150	BAND CORD	1				0.002	0.0044
096	55311-41260	BAND CORD	1				0.007	0.0154
100	6C040-55540	CORD BATTERY(-)	1				0.11	0.242
105	53581-64150	BAND CORD	1				0.002	0.0044
110	6C090-55550	RETAINER BATTERY	1				0.005	0.011
120	6C040-55560	BOLT HOOK	1				0.038	0.0836
130	04015-60060	WASHER PLAIN	1				0.005	0.011
140	02810-50060	NUT WING	1				0.009	0.0198
150	6C040-55580	CUSHION	1				0.002	0.0044

SWITCH

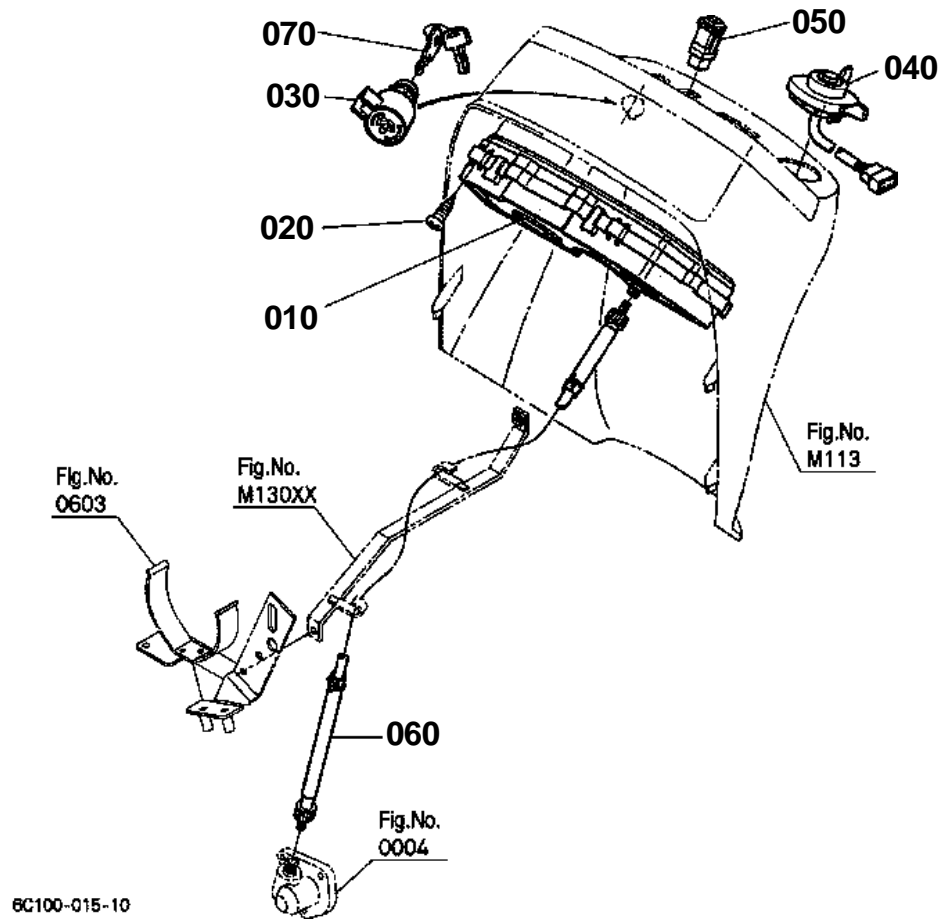


**SWITCH**

↔ Interchangeable; ≠ not interchangeable; ← new for old; → old for new

REF.No	Part No.	Description	Q'ty	S.No.	I/C	REMARKS	Weight (kgf)	Weight (lb)
010	6A320-42750	GASKET	2			1.0mm	0.001	0.0022
010	6A320-42810	GASKET	2			1.4mm	0.002	0.0044
010	6A320-42760	GASKET	2			0.3mm	0.001	0.0022
010	6A320-42790	GASKET	2			1.2mm	0.001	0.0022
020	6A320-42770	SWITCH SAFETY	2				0.046	0.1012
030	3F240-75430	UNIT FLASHER	1				0.06	0.132
040	01205-50616	BOLT	1				0.007	0.0154
050	5H215-41954	ASSY REGULATOR	1	<=30557			0	0
050	5H215-41955	ASSY REGULATOR	1	>=30558	→		0.187	0.4114
060	01025-50620	BOLT	1				0.02	0.044
070	T1060-33720	RELAY STARTER	1				0.02	0.044
080	T0070-31410	TIMER KEY STOP	1				0.065	0.143
090	6C040-55852	ASSY SWITCH SAFETY	1				0.124	0.2728
100	67111-55830	NUT SAFETY SWITCH	2				0.035	0.077
110	67111-55840	CAP SAFETY SWITCH	1				0.002	0.0044
120	6C040-55862	WASHER TOOTHED	1				0.004	0.0088
130	52320-42900	SWITCH SAFETY	1				0.1	0.22
140	67111-55830	NUT SAFETY SWITCH	2				0.035	0.077
150	67111-55840	CAP SAFETY SWITCH	1				0.002	0.0044
160	K1122-62280	SWITCH SEAT	1				0.011	0.0242
165	K1122-62280	SWITCH SEAT	1				0.011	0.0242
170	31351-32830	SENSOR THERMO	1				0.02	0.044
180	15531-39010	SWITCH OIL	1				0.032	0.0704

PANEL BOARD



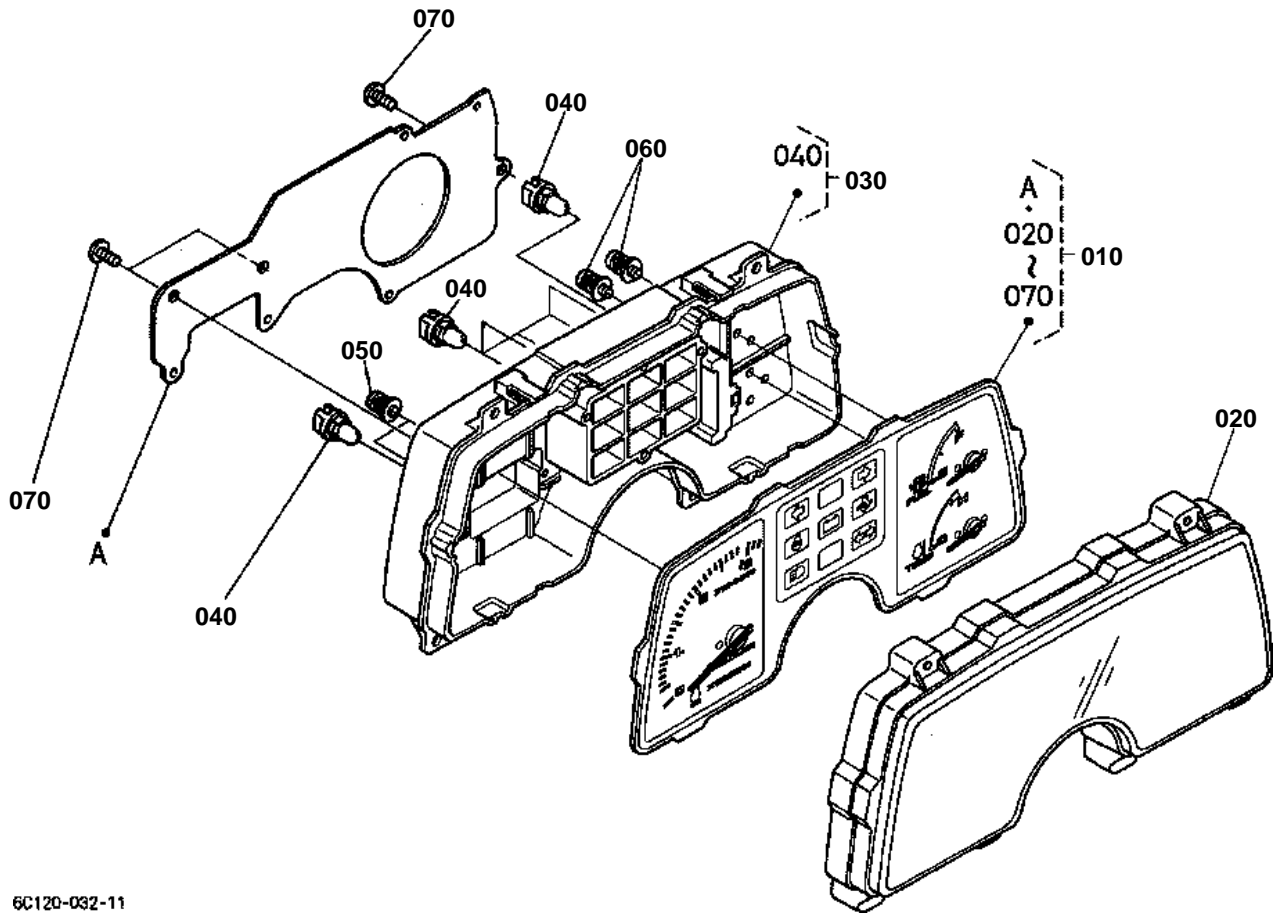


PANEL BOARD

↔ Interchangeable; ≠ not interchangeable; ← new for old; → old for new

REF.No	Part No.	Description	Q'ty	S.No.	I/C	REMARKS	Weight (kgf)	Weight (lb)
010	6C110-55100	ASSY METER	1				0.76	1.672
020	03514-50420	SCREW TAPPING	6				0.002	0.0044
030	6C040-55452	SWITCH STARTER	1				0.22	0.484
040	6C070-55420	SWITCH COMBINATION	1				0.08	0.176
050	6C070-55430	SWITCH HAZARD	1				0.019	0.0418
060	6C040-55440	CABLE HOUR METER	1				0.2	0.44
070	15248-63700	KEY STARTER	1			2P/SET	0.034	0.0748

PANEL BOARD [COMPONENT PARTS]



6C120-032-11



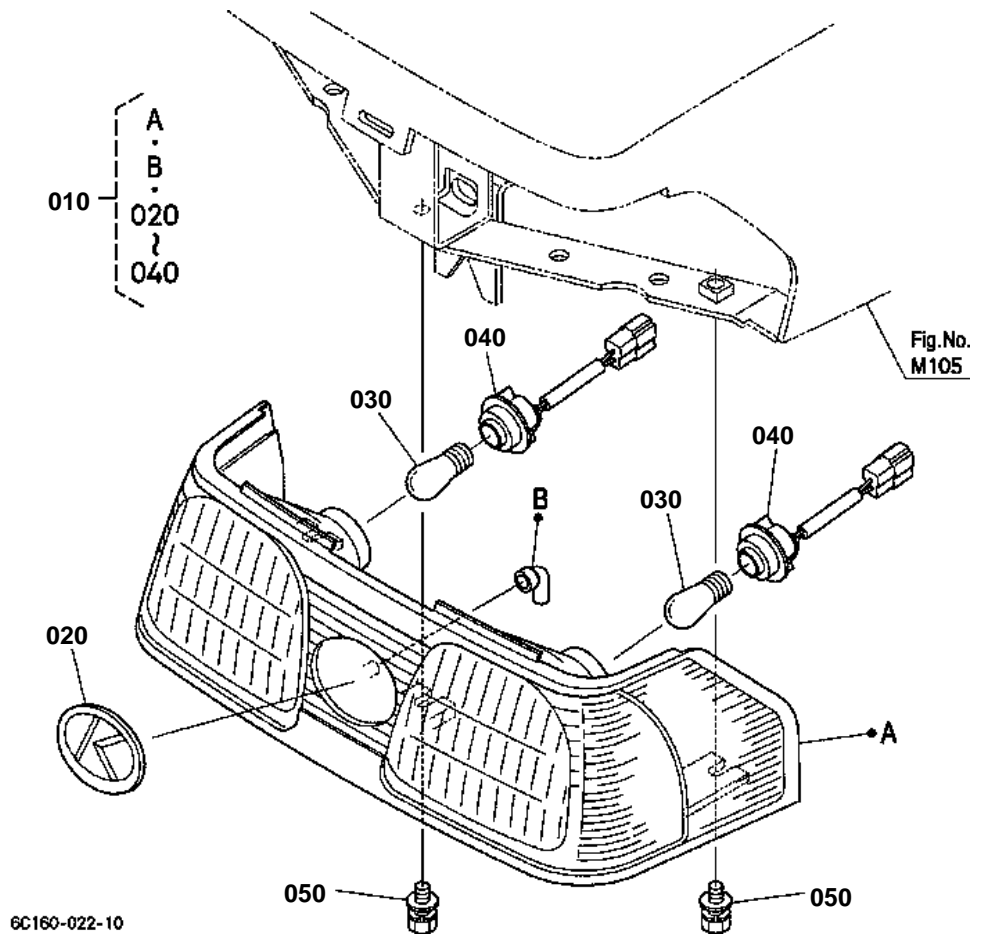


## PANEL BOARD [COMPONENT PARTS]

↔ Interchangeable; ≠ not interchangeable; ← new for old; → old for new

REF.No	Part No.	Description	Q'ty	S.No.	I/C	REMARKS	Weight (kgf)	Weight (lb)
010	6C110-55100	ASSY METER	1				0.76	1.672
020	6C040-55120	GLASS	1				0.16	0.352
030	6C070-55130	ASSY CASE	1				0.28	0.616
040	6C040-55140	ASSY BULB	7			1.7W	0.003	0.0066
050	6C040-55150	SCREW	2				0.002	0.0044
060	6C040-55160	SCREW	6				0.002	0.0044
070	6C040-55180	SCREW	3				0.003	0.0066

HEAD RIGHT



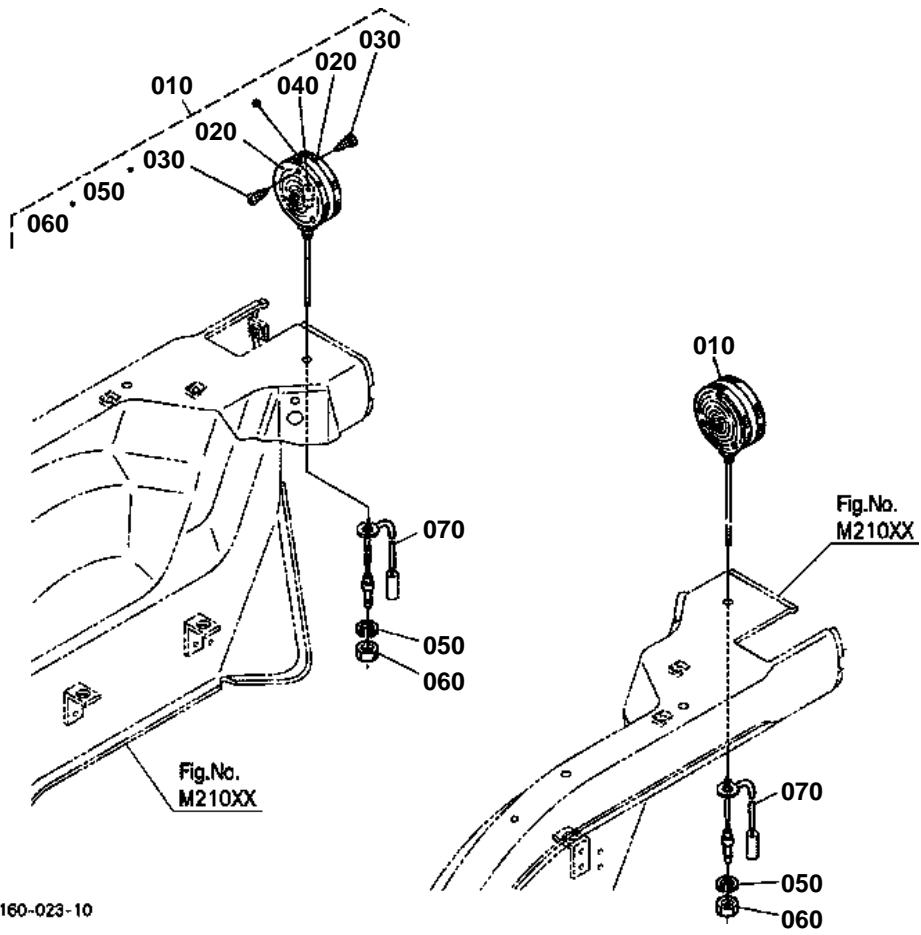


# HEAD RIGHT

↔ Interchangeable; ≠ not interchangeable; ← new for old; → old for new

REF.No	Part No.	Description	Q'ty	S.No.	I/C	REMARKS	Weight (kgf)	Weight (lb)
010	6A370-54132	ASSY LIGHT HEAD	1				0.81	1.782
020	6A370-54180	MARK SYMBOL	1				0.009	0.0198
030	31391-34360	BULB	2			23W	0.018	0.0396
040	6A370-54150	REED COMP.	2				0.2	0.44
050	01125-60820	BOLT	3				0.015	0.033

HAZARD LIGHT



6C160-023-10

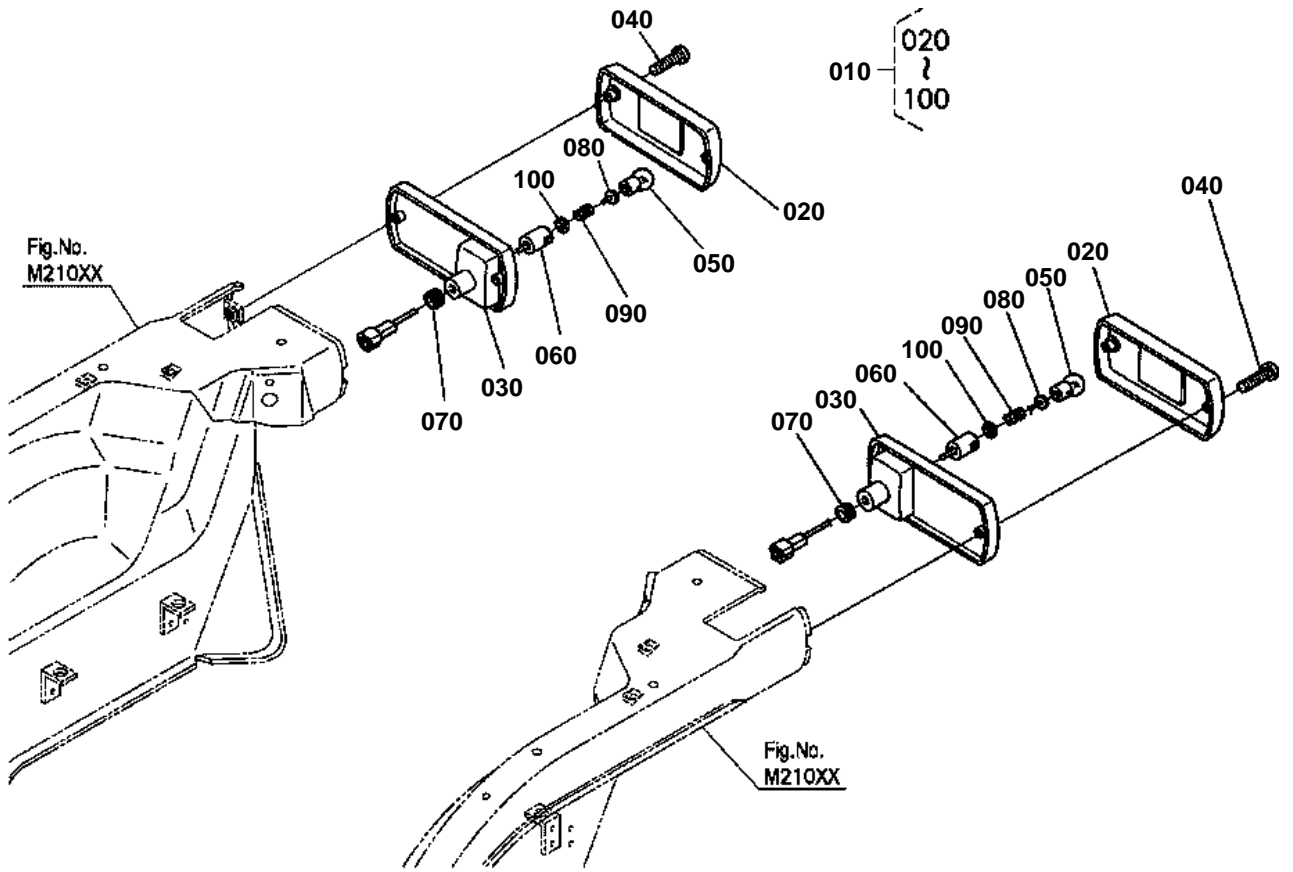


# HAZARD LIGHT

↔ Interchangeable; ≠ not interchangeable; ← new for old; → old for new

REF.No	Part No.	Description	Q'ty	S.No.	I/C	REMARKS	Weight (kgf)	Weight (lb)
010	32530-33610	ASSY LIGHT HAZARD	2				0.38	0.836
020	32530-91510	LENS HAZARD LIGHT	4				0.085	0.187
030	32530-91520	SCREW TAPPING	12				0.001	0.0022
040	32530-91530	BULB LIGHT	2			27W	0.02	0.044
050	04411-50100	WASHER TOOTHED	2				0.001	0.0022
060	02114-50100	NUT	2				0.005	0.011
070	6C040-55480	WIRE HARNESS	2				0.005	0.011

TAIL LIGHT



6C120-036-12

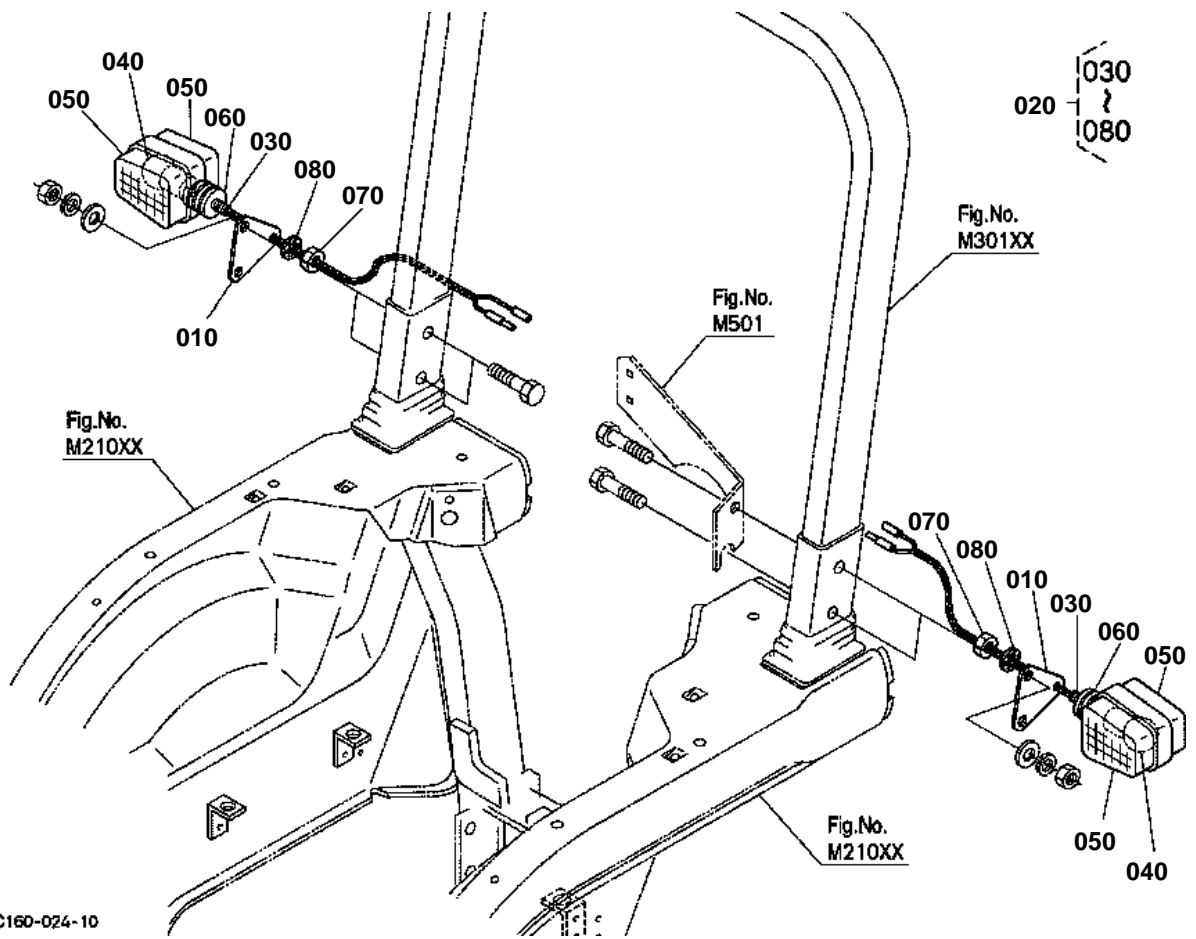


# TAIL LIGHT

↔ Interchangeable; ≠ not interchangeable; ← new for old; → old for new

REF.No	Part No.	Description	Q'ty	S.No.	I/C	REMARKS	Weight (kgf)	Weight (lb)
010	6C040-55490	ASSY LIGHT TAIL	2				0.21	0.462
020	6C040-92200	ASSY LENS	2				0.1	0.22
030	6C040-92120	BODY	2				0.065	0.143
040	6C040-92140	SCREW	4				0.007	0.0154
050	6C040-92150	BULB	2			8W	0.006	0.0132
060	6C040-92160	SOCKET	2				0.007	0.0154
070	6C040-92170	BUSH RUBBER	2				0.001	0.0022
080	6C040-92180	INSULATOR	2				0.001	0.0022
090	6C040-92190	SPRING	2				0.001	0.0022
100	6C040-92210	WASHER	2				0.001	0.0022

WINKER LAMP



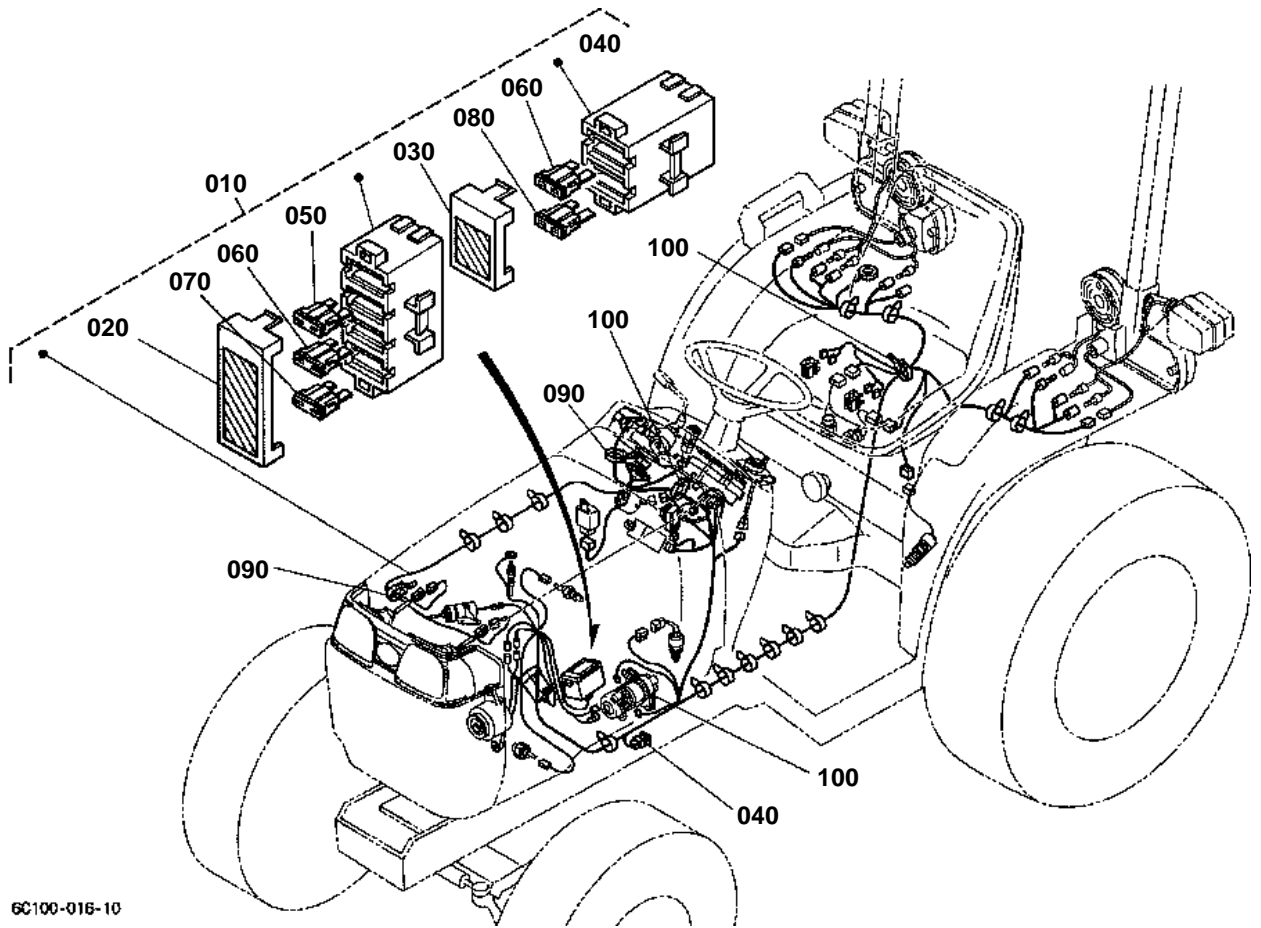




## WINKER LAMP

↔ Interchangeable; ≠ not interchangeable; ← new for old; → old for new

REF.No	Part No.	Description	Q'ty	S.No.	I/C	REMARKS	Weight (kgf)	Weight (lb)
010	6C140-54980	STAY HAZARD LIGHT	2				0.15	0.33
020	37410-52290	ASSY WINKER LAMP	2				0.145	0.319
030	37410-52710	ASSY BODY	2				0.055	0.121
040	37410-52720	BULB	2			20W	0.02	0.044
050	37410-52730	LENS	4				0.025	0.055
060	37410-52740	GASKET	2				0.025	0.055
070	02116-50100	NUT	2				0.004	0.0088
080	04411-50100	WASHER TOOTHED	2				0.001	0.0022



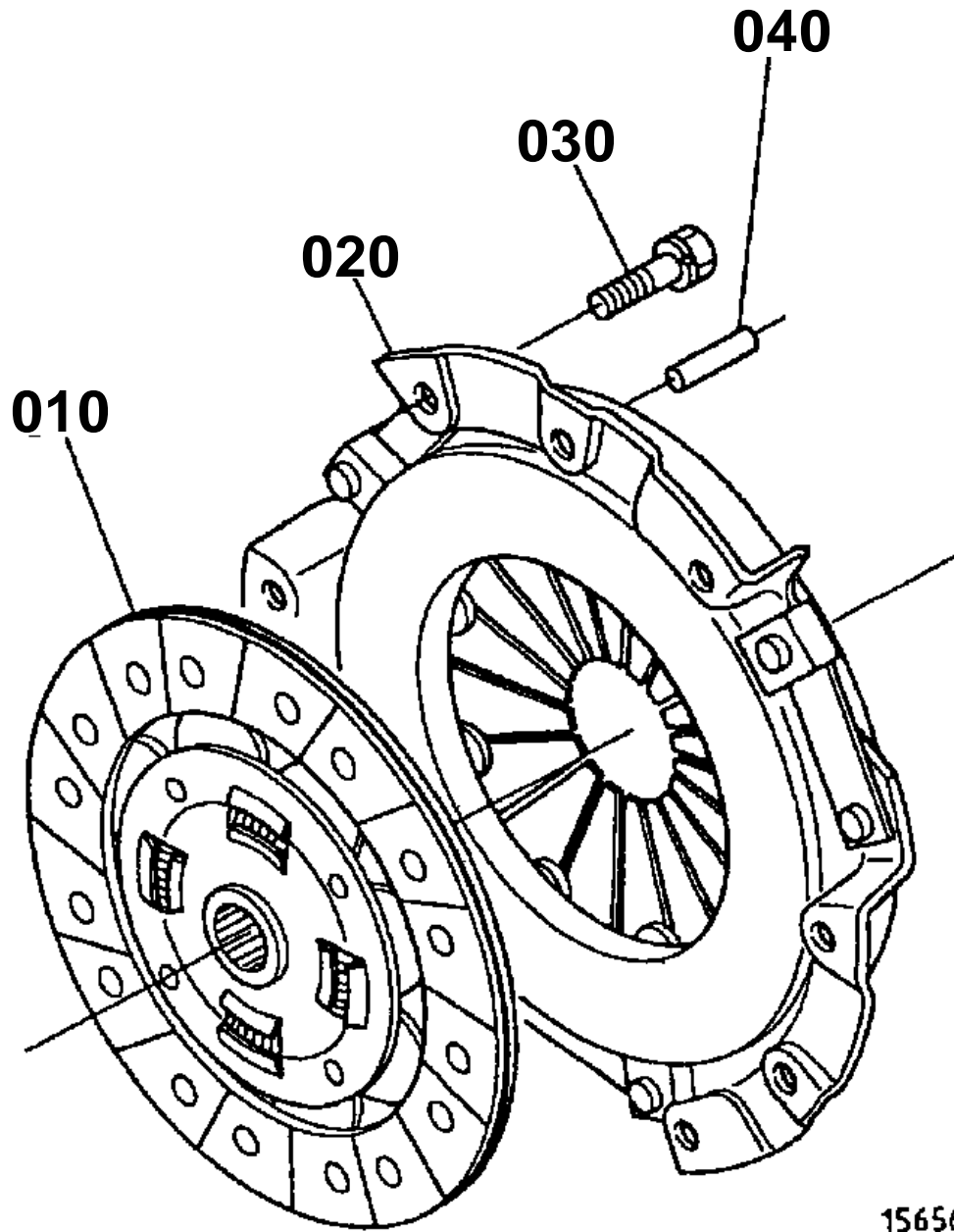
6C100-016-10



# ELECTRICAL WIRING

↔ Interchangeable; ≠ not interchangeable; ← new for old; → old for new

REF.No	Part No.	Description	Q'ty	S.No.	I/C	REMARKS	Weight (kgf)	Weight (lb)
010	6C100-55460	ASSY WIRE HARNESS	1				1.22	2.684
020	6C190-55480	CAP FUSE CASE	1				0.001	0.0022
030	6C100-55490	CAP FUSE CASE	1				0.001	0.0022
040	1G111-65720	FUSE	1			30A	0.009	0.0198
050	66426-80010	FUSE AUTO	1			5A	0.01	0.022
060	48100-55880	FUSE AUTO	2			10A	0.01	0.022
070	52200-41620	FUSE AUTO	1			15A	0.003	0.0066
080	36919-56650	FUSE AUTO	1			20A	0.002	0.0044
090	53581-64150	BAND CORD	2				0.002	0.0044
100	55311-41260	BAND CORD	3				0.007	0.0154



15656-023-11

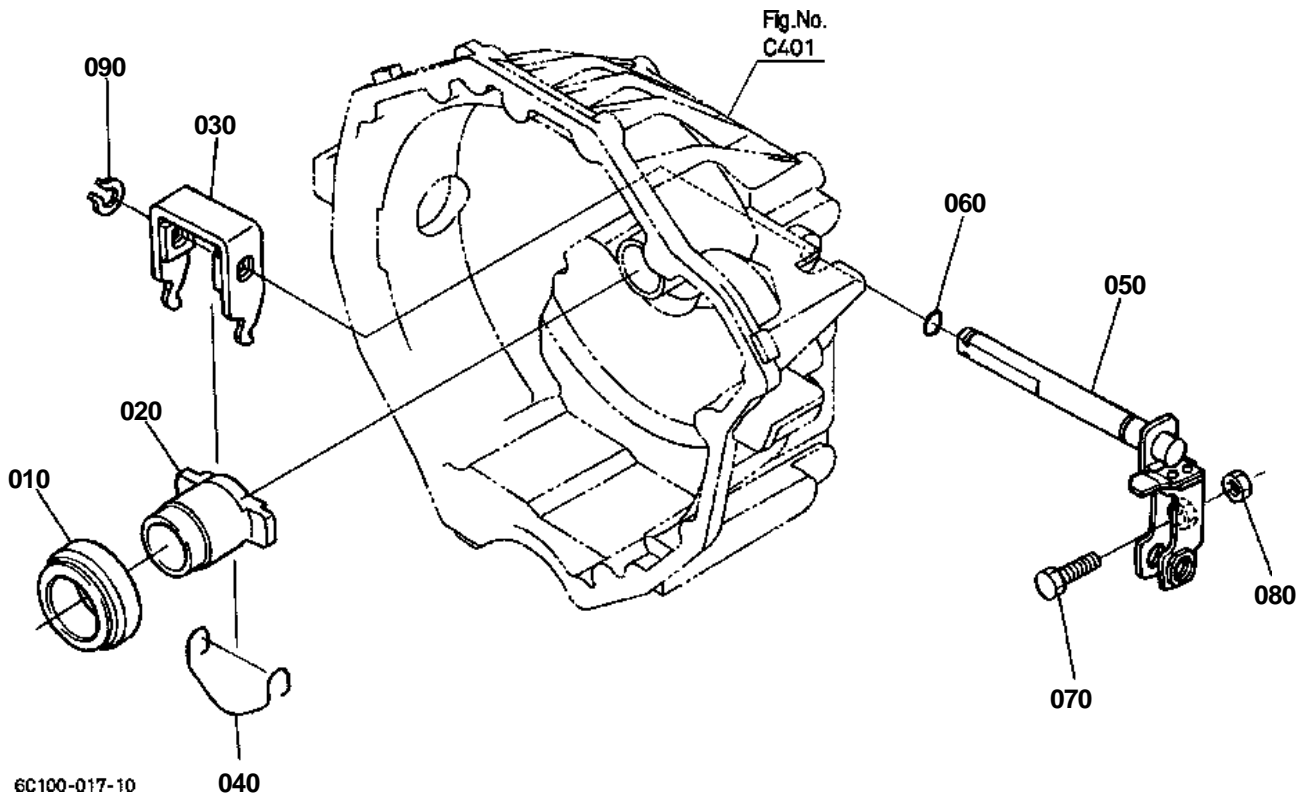


# CLUTCH

↔ Interchangeable; ≠ not interchangeable; ← new for old; → old for new

REF.No	Part No.	Description	Q'ty	S.No.	I/C	REMARKS	Weight (kgf)	Weight (lb)
010	6C090-13400	COMP.DISK CLUTCH	1				0.92	2.024
020	6C090-13300	ASSY PLATE PRESSURE	1				2.3	5.06
030	01123-60816	BOLT	6				0.01	0.022
040	05012-00814	PIN STRAIGHT	3				0.006	0.0132

CLUTCH ROD



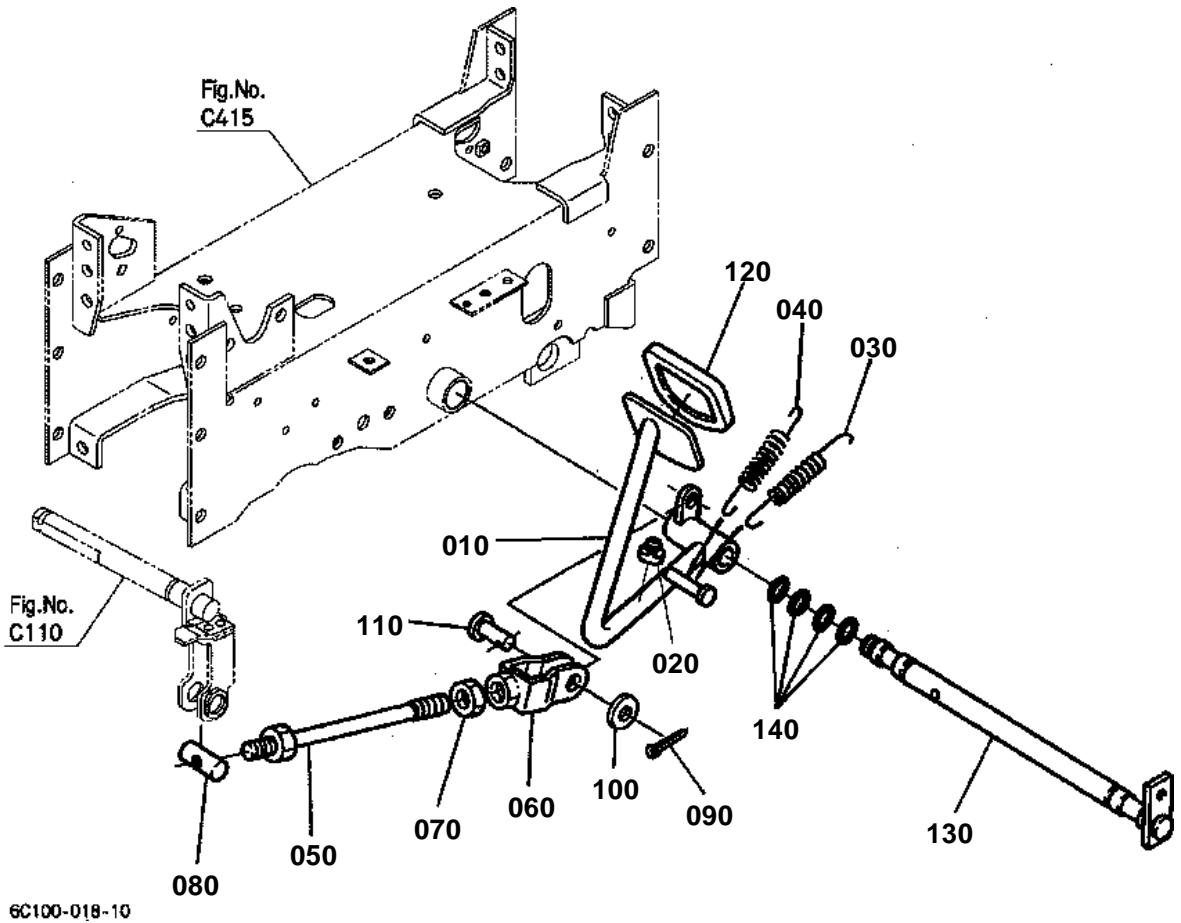


## CLUTCH ROD

↔ Interchangeable; ≠ not interchangeable; ← new for old; → old for new

REF.No	Part No.	Description	Q'ty	S.No.	I/C	REMARKS	Weight (kgf)	Weight (lb)
010	6C040-13210	BEARING RELEASE	1				0.157	0.3454
020	6C090-13220	HOLDER BEARING	1				0.21	0.462
030	6C040-13230	FORK CLUTCH RELEASE	1				0.22	0.484
040	6C040-13240	SPRING	1				0.003	0.0066
050	6C040-13257	SHAFT CLUTCH ROD	1				0.037	0.0814
060	04811-10140	O RING	1				0.001	0.0022
070	66711-13320	BOLT ADJUSTING	1				0.028	0.0616
080	02118-50100	NUT	1				0.005	0.011
090	04612-00160	CIR CLIP EXTERNAL	1				0.001	0.0022

CLUTCH PEDAL





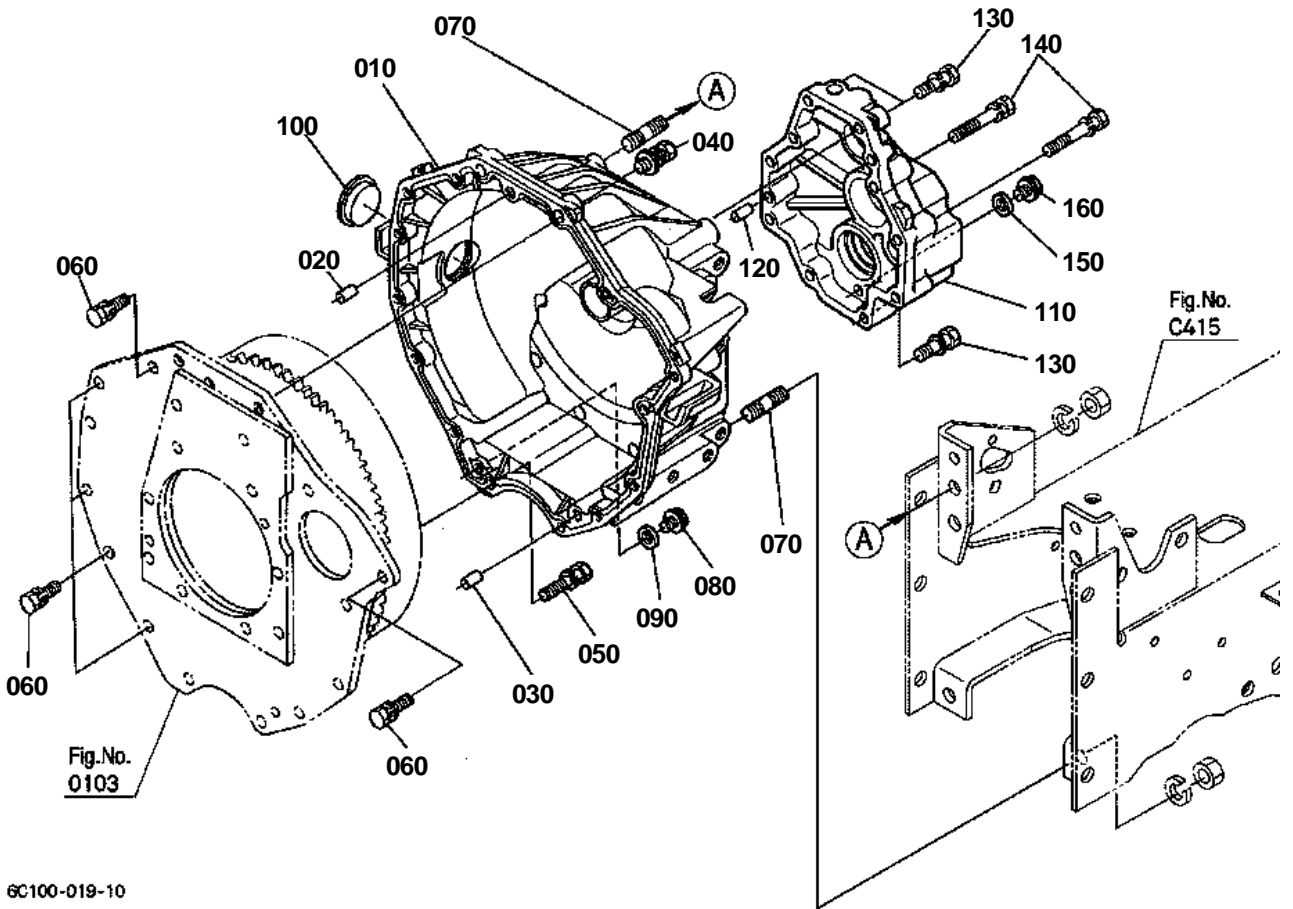


## CLUTCH PEDAL

↔ Interchangeable; ≠ not interchangeable; ← new for old; → old for new

REF.No	Part No.	Description	Q'ty	S.No.	I/C	REMARKS	Weight (kgf)	Weight (lb)
010	6C040-42135	PEDAL CLUTCH	1				1.68	3.696
020	6C040-42342	CUSHION	1				0.005	0.011
030	6C040-42150	SPRING	1				0.157	0.3454
040	6C040-42160	SPRING	1				0.05	0.11
050	6C040-42113	ROD CLUTCH	1				0.255	0.561
060	6C040-42120	U JOINT	1				0.118	0.2596
070	37720-28990	NUT	1				0.008	0.0176
080	6C040-42142	PIN CLUTCH ROD	1				0.034	0.0748
090	05511-50322	PIN SPLIT	1				0.002	0.0044
100	04013-60100	WASHER PLAIN	1				0.003	0.0066
110	05122-51025	PIN JOINT	1				0.017	0.0374
120	T2050-44120	COVER PEDAL	1	<=30557			0.07	0.154
120	T2050-44120	COVER PEDAL	1	>=30558	→		0.07	0.154
130	6C040-42310	SHAFT PEDAL	1				1.68	3.696
140	04816-00210	O RING	4				0.004	0.0088

CLUTCH HOUSING



6C100-019-10

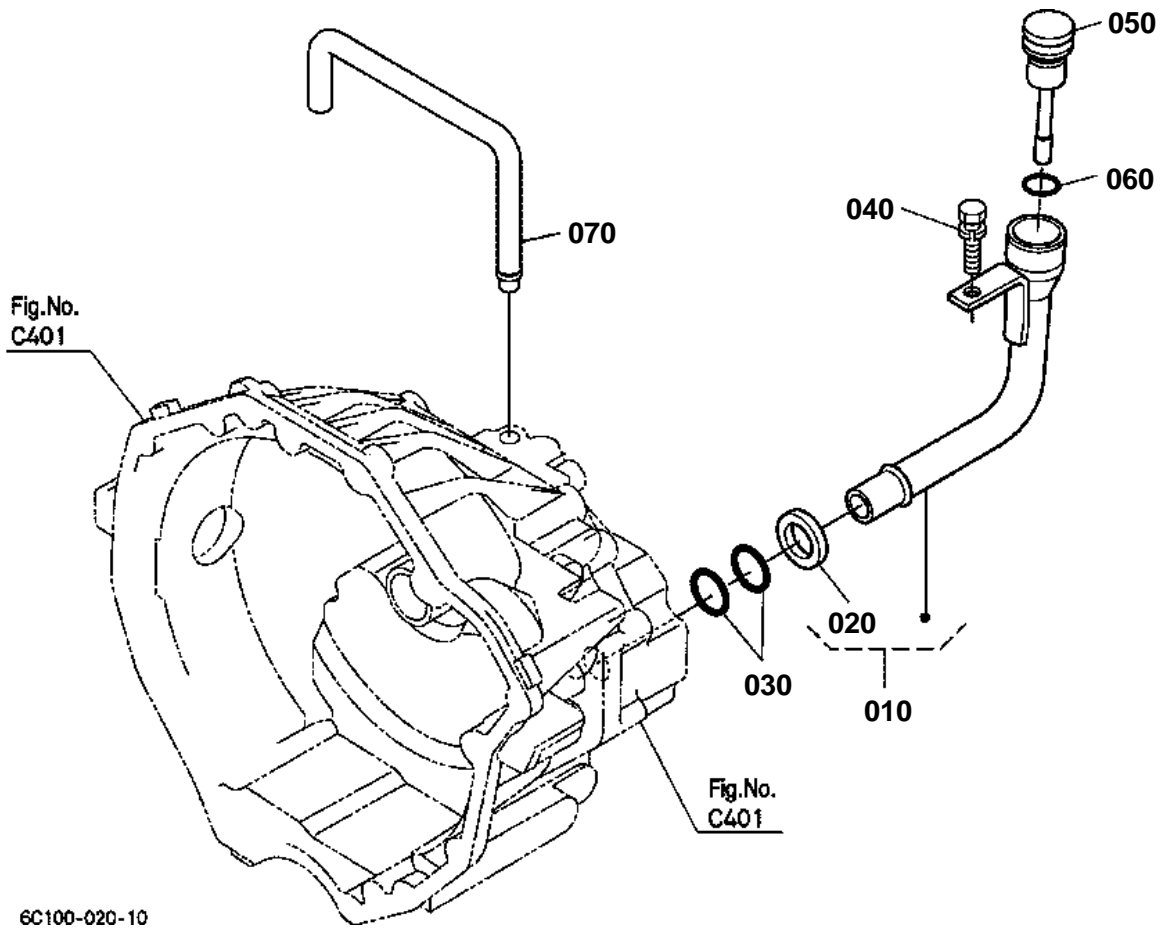


## CLUTCH HOUSING

↔ Interchangeable; ≠ not interchangeable; ← new for old; → old for new

REF.No	Part No.	Description	Q'ty	S.No.	I/C	REMARKS	Weight (kgf)	Weight (lb)
010	6C090-13110	HOUSING CLUTCH	1				5.2	11.44
020	05012-00814	PIN STRAIGHT	1				0.006	0.0132
030	66611-11160	PIN KNOCK	1				0.01	0.022
040	01125-50830	BOLT	2				0.017	0.0374
050	01123-50845	BOLT	2				0.02	0.044
060	01123-50830	BOLT	9				0.015	0.033
070	01555-51225	STUD	4				0.039	0.0858
080	01754-50812	BOLT FLANGE	1				0.01	0.022
090	04717-00800	WASHER WITH RUBBER	1				0.001	0.0022
100	37410-13124	PLUG	1				0.02	0.044
110	6C110-13120	COVER CLUTCH HOUSING	1				1.04	2.288
120	05012-00614	PIN STRAIGHT	2				0.004	0.0088
130	01123-50835	BOLT	4				0.02	0.044
140	01123-50850	BOLT	6				0.02	0.044
150	04717-01000	WASHER WITH RUBBER	1				0.001	0.0022
160	01774-51010	BOLT FLANGE	1				0.08	0.176

CLUTCH DIPSTICK AND GUIDE



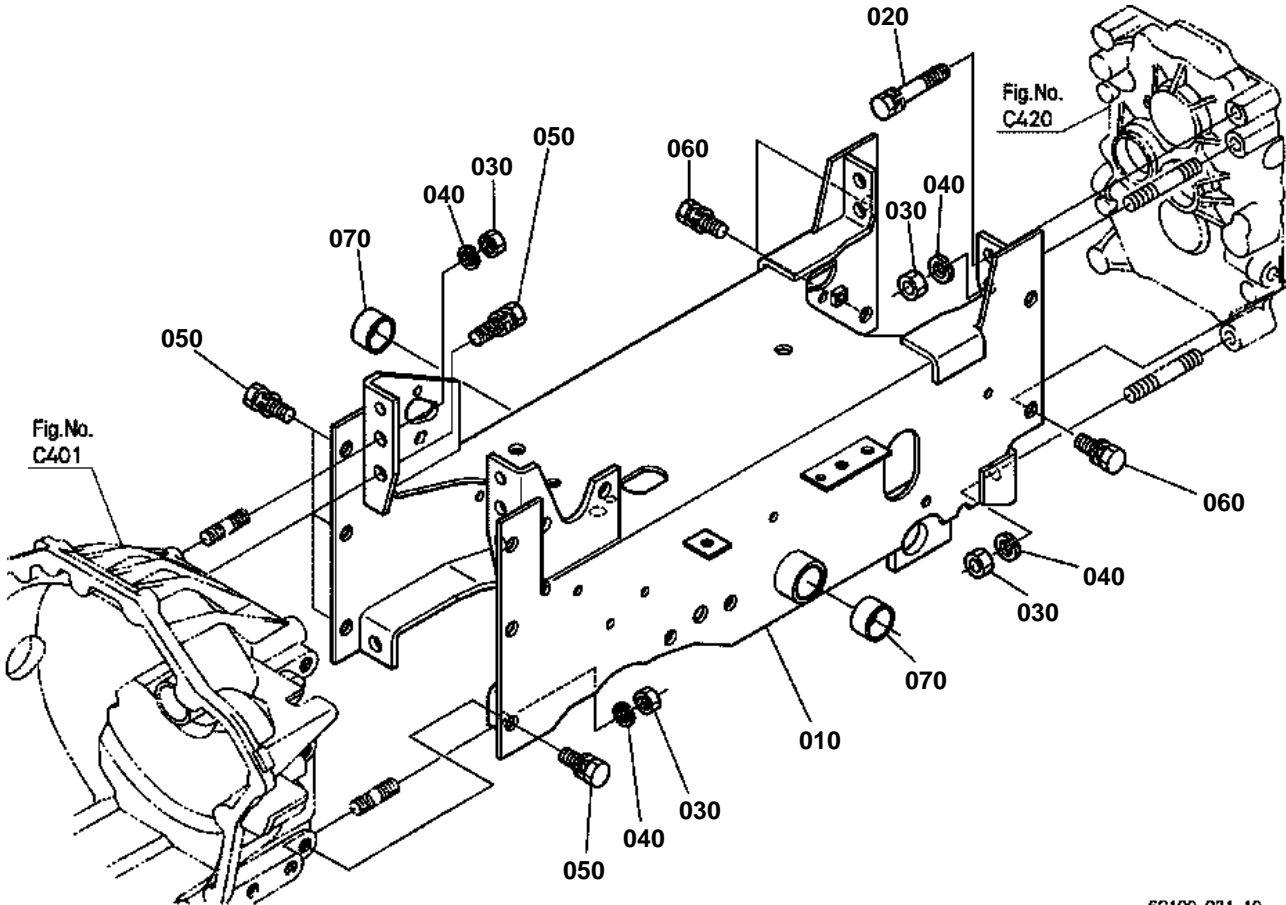


## CLUTCH DIPSTICK AND GUIDE

↔ Interchangeable; ≠ not interchangeable; ← new for old; → old for new

REF.No	Part No.	Description	Q'ty	S.No.	I/C	REMARKS	Weight (kgf)	Weight (lb)
010	6C110-13140	PIPE OIL GAUGE	1				0.11	0.242
020	6C040-13160	RING	1				0.001	0.0022
030	04816-06170	O RING	2				0.005	0.011
040	01123-50820	BOLT	1				0.011	0.0242
050	6C040-56123	GAUGE OIL	1				0.024	0.0528
060	04816-00180	O RING	1				0.002	0.0044
070	6C110-13180	JOINT	1				0.08	0.176

CENTER FRAME



6C100-021-10

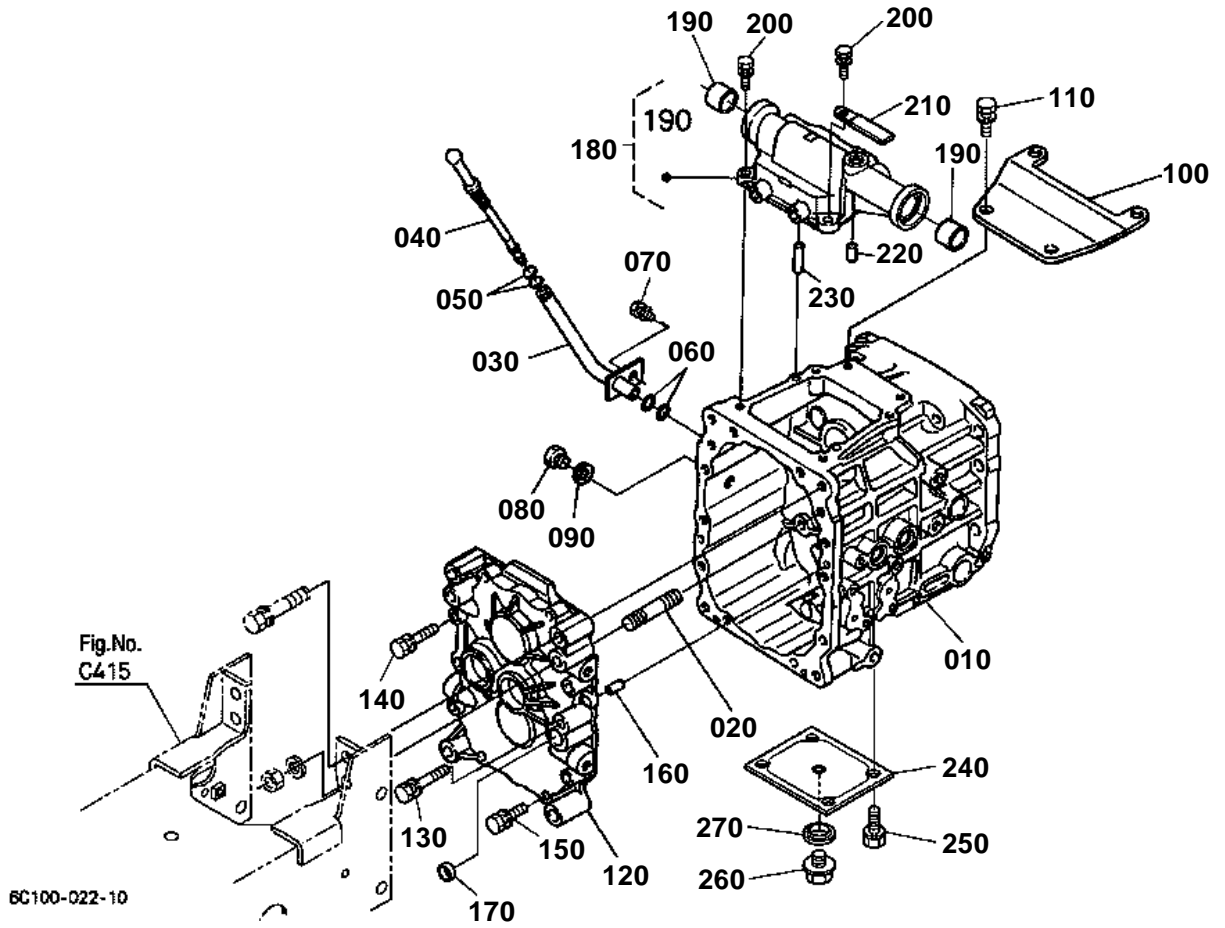


# CENTER FRAME

↔ Interchangeable; ≠ not interchangeable; ← new for old; → old for new

REF.No	Part No.	Description	Q'ty	S.No.	I/C	REMARKS	Weight (kgf)	Weight (lb)
010	6C110-51113	COMP.FRAME CENTER	1				15.7	34.54
020	01123-51265	BOLT	2				0.063	0.1386
030	02174-50120	NUT	8				0.01	0.022
040	04512-60120	WASHER SPRING	8				0.005	0.011
050	01123-51230	BOLT	8				0.04	0.088
060	01123-61225	BOLT	4				0.04	0.088
070	08511-02515	BUSH	2				0.012	0.0264

TRANSMISSION CASE





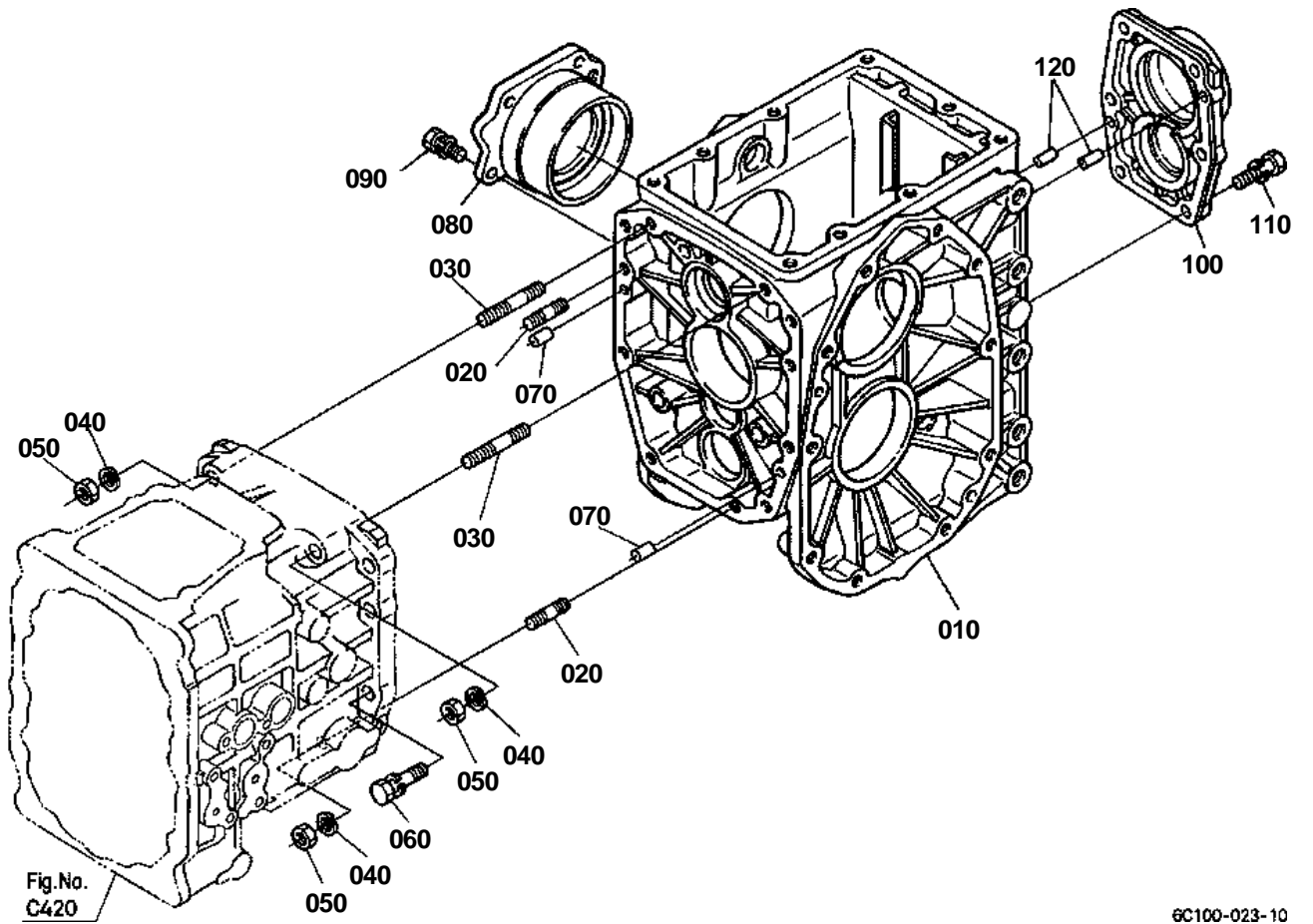


## TRANSMISSION CASE

↔ Interchangeable; ≠ not interchangeable; ← new for old; → old for new

REF.No	Part No.	Description	Q'ty	S.No.	I/C	REMARKS	Weight (kgf)	Weight (lb)
010	6C040-11117	CASE TRANSMISSION	1				4.87	10.714
020	01555-51260	STUD	4				0.067	0.1474
030	6A320-11152	PIPE OIL GAUGE	1				0.078	0.1716
040	6C040-11160	GAUGE OIL	1				0.01	0.022
050	04816-00060	O RING	2				0.001	0.0022
060	04816-00120	O RING	2				0.001	0.0022
070	01123-60816	BOLT	1				0.01	0.022
080	06311-55030	PLUG	1				0.05	0.11
090	04717-01700	WASHER WITH RUBBER	1				0.003	0.0066
100	6C040-11180	BRACKET	1				0.4	0.88
110	01123-51030	BOLT	2				0.025	0.055
120	6C040-12110	COVER FRONT	1				1	2.2
130	01123-51060	BOLT	1				0.05	0.11
140	01123-51050	BOLT	4				0.035	0.077
150	01123-51040	BOLT	5				0.03	0.066
160	05012-00614	PIN STRAIGHT	2				0.004	0.0088
170	41522-51620	PLUG	1				0.005	0.011
180	6C100-12400	ASSY COVER UPPER	1				0	0
190	08511-02020	BUSH	2				0.01	0.022
200	01123-50830	BOLT	4				0.015	0.033
210	13824-67590	CLAMP CORD	1				0.002	0.0044
220	05012-00614	PIN STRAIGHT	1				0.004	0.0088
230	05012-00632	PIN STRAIGHT	1				0.009	0.0198
240	6C080-11130	PLATE DRAIN	1				0.33	0.726
250	01123-51025	BOLT	4				0.02	0.044
260	01774-51212	BOLT FLANGE	1				0.028	0.0616
270	04717-01200	WASHER WITH RUBBER	1				0.002	0.0044

DIFFERENTIAL GEAR CASE



6C100-023-10

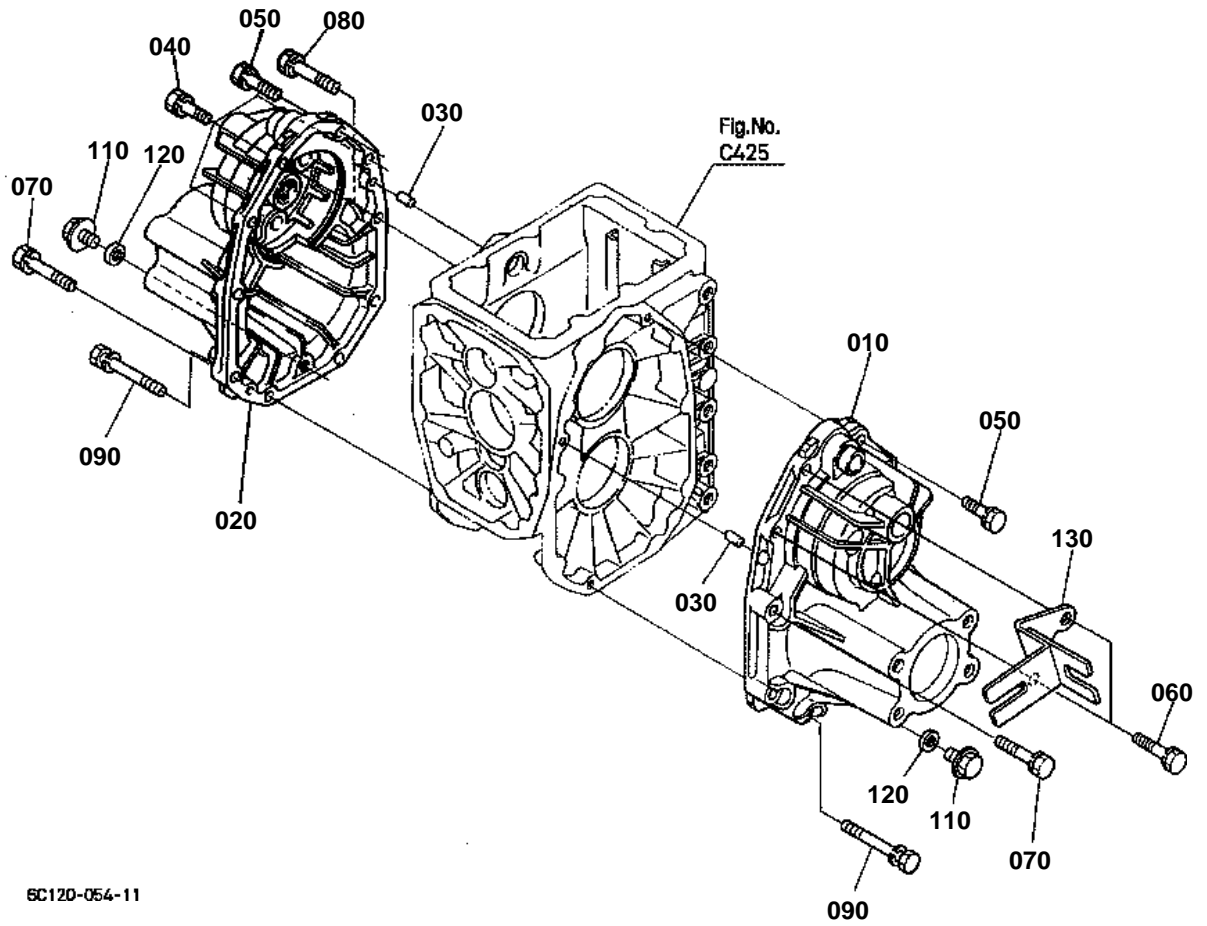


## DIFFERENTIAL GEAR CASE

↔ Interchangeable; ≠ not interchangeable; ← new for old; → old for new

REF.No	Part No.	Description	Q'ty	S.No.	I/C	REMARKS	Weight (kgf)	Weight (lb)
010	6C040-11174	CASE DIFF.GEAR	1				7.3	16.06
020	01555-51035	STUD	2				0.029	0.0638
030	01555-51065	STUD	2				0.048	0.1056
040	04512-60100	WASHER SPRING	4				0.002	0.0044
050	02176-50100	NUT	4				0.005	0.011
060	01123-51040	BOLT	7				0.03	0.066
070	05012-00614	PIN STRAIGHT	2				0.004	0.0088
080	66611-11812	HOLDER DIFF.BRG.RH	1				0.72	1.584
090	01123-50822	BOLT	4				0.012	0.0264
100	6A100-12213	COVER REAR	1				0.37	0.814
110	01123-51030	BOLT	6				0.025	0.055
120	05012-00614	PIN STRAIGHT	2				0.004	0.0088

REAR AXLE CASE



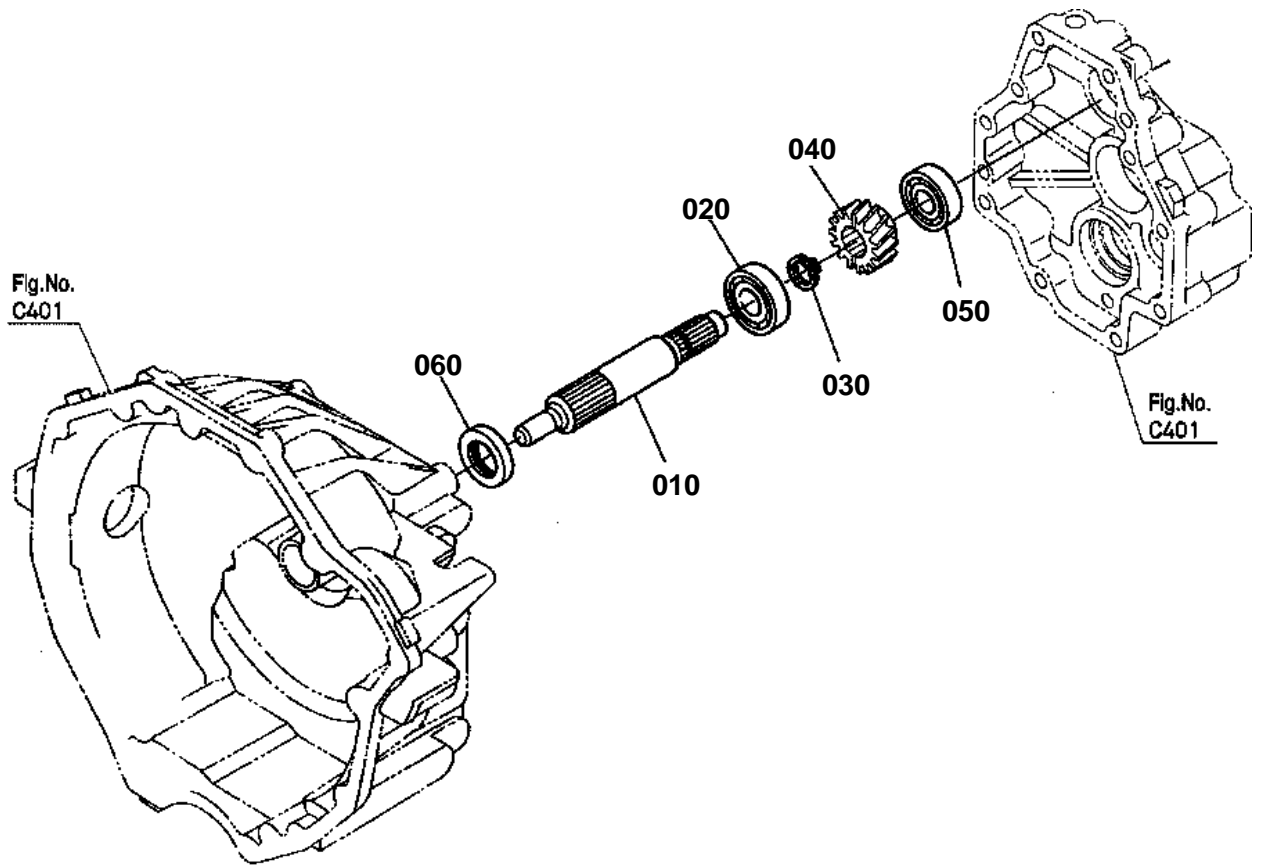


## REAR AXLE CASE

↔ Interchangeable; ≠ not interchangeable; ← new for old; → old for new

REF.No	Part No.	Description	Q'ty	S.No.	I/C	REMARKS	Weight (kgf)	Weight (lb)
010	K3511-12620	CASE AXLE RH	1				2.32	5.104
020	K3511-12610	CASE AXLE LH	1				2.42	5.324
030	05012-00614	PIN STRAIGHT	4				0.004	0.0088
040	01123-51035	BOLT	3				0.025	0.055
050	01123-51035	BOLT	3				0.025	0.055
060	01123-51035	BOLT	2				0.025	0.055
070	01123-51050	BOLT	9				0.035	0.077
080	01123-51050	BOLT	1				0.035	0.077
090	01133-51080	BOLT	2				0.045	0.099
090	01133-51075	BOLT	2		<<		0.03	0.066
100	99999-99999	BLANK	0				0	0
110	01774-51212	BOLT FLANGE	2				0.028	0.0616
120	04717-01200	WASHER WITH RUBBER	2				0.002	0.0044
130	6C120-42650	STAY NEUTRAL SWITCH	1				0.22	0.484

CLUTCH SHAFT



6C100-024-10

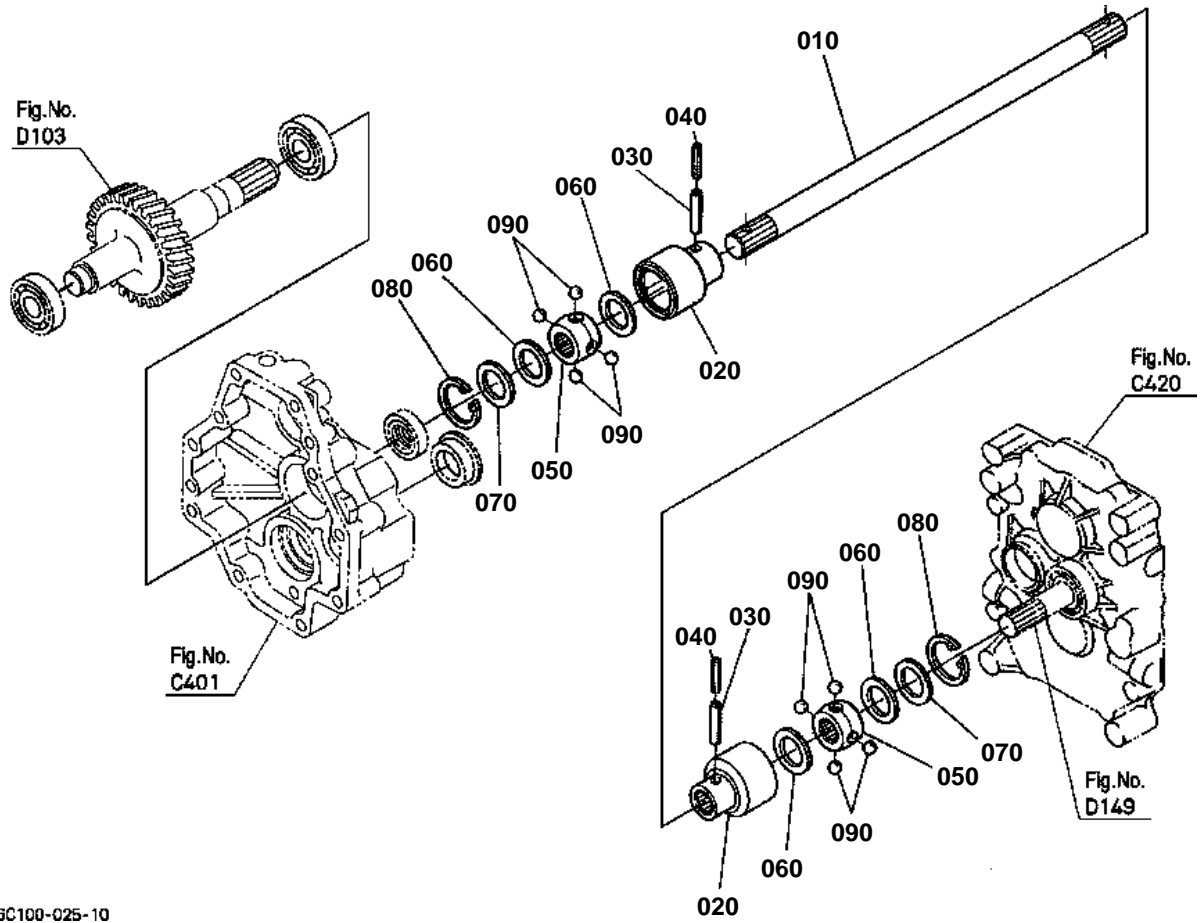


## CLUTCH SHAFT

↔ Interchangeable; ≠ not interchangeable; ← new for old; → old for new

REF.No	Part No.	Description	Q'ty	S.No.	I/C	REMARKS	Weight (kgf)	Weight (lb)
010	6C040-13514	SHAFT CLUTCH	1				0.5	1.1
020	52300-16180	BEARING	1				0.103	0.2266
030	04612-00200	CIR CLIP EXTERNAL	1				0.001	0.0022
040	6C100-13520	GEAR	1			15T	0.14	0.308
050	08101-06203	BEARING BALL	1				0.063	0.1386
060	6C040-13530	SEAL OIL	1				0.012	0.0264

PROPELLER SHAFT



6C100-025-10



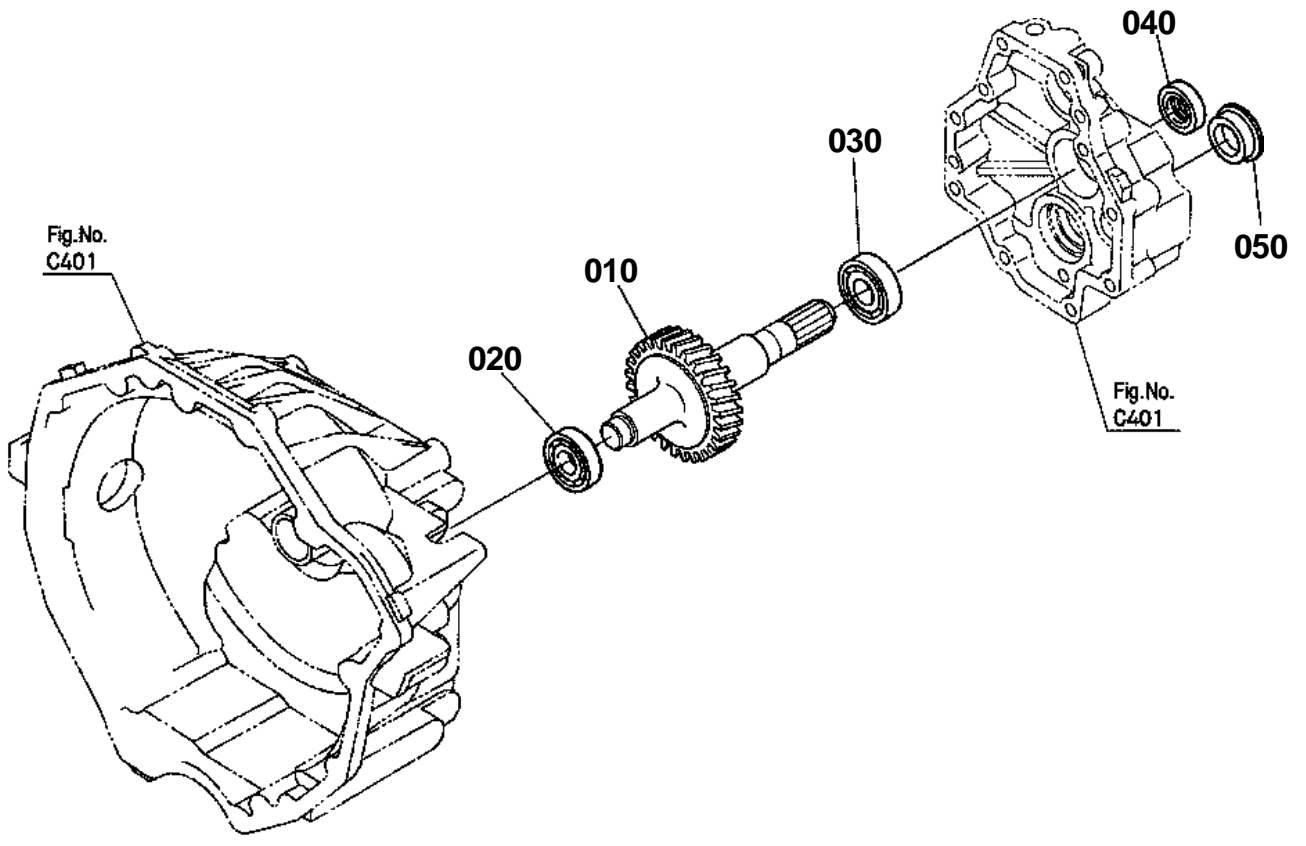


## PROPELLER SHAFT

↔ Interchangeable; ≠ not interchangeable; ← new for old; → old for new

REF.No	Part No.	Description	Q'ty	S.No.	I/C	REMARKS	Weight (kgf)	Weight (lb)
010	6C140-13650	SHAFT PROPELLER	1				0.935	2.057
020	67111-13710	COUPLING BALL OUTER	2				0.225	0.495
030	05411-00640	PIN SPRING	2				0.006	0.0132
040	32721-57680	PIN SPRING	2				0.002	0.0044
050	67211-14133	COUPLING BALL INNER	2				0.075	0.165
060	67111-13730	GASKET BALL JOINT	4				0.002	0.0044
070	67111-13740	SUPPORT GASKET	2				0.004	0.0088
080	04611-00350	CIR CLIP INTERNAL	2				0.003	0.0066
090	07715-00803	BALL	8				0.004	0.0088

FRONT SHAFT



6C100-026-10

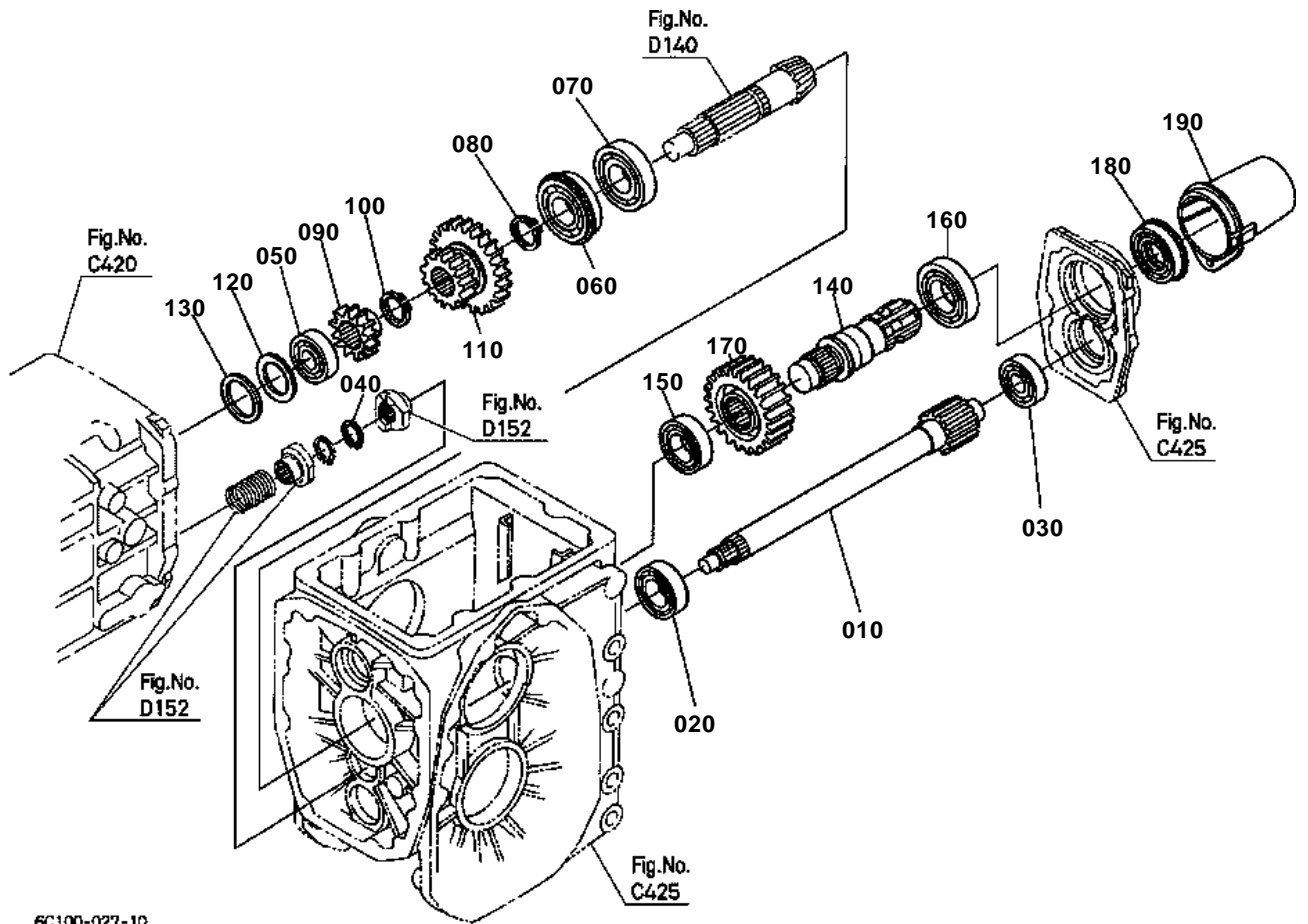


## FRONT SHAFT

↔ Interchangeable; ≠ not interchangeable; ← new for old; → old for new

REF.No	Part No.	Description	Q'ty	S.No.	I/C	REMARKS	Weight (kgf)	Weight (lb)
010	6C100-13610	GEAR SHAFT FRONT	1			28T	1.07	2.354
020	67211-14220	BEARING BALL	1				0.07	0.154
030	08101-06204	BEARING BALL	1				0.102	0.2244
040	66363-39560	SEAL OIL	1				0.01	0.022
050	6A100-12180	PLUG	1				0.022	0.0484

PTO SHAFT



6C100-027-10

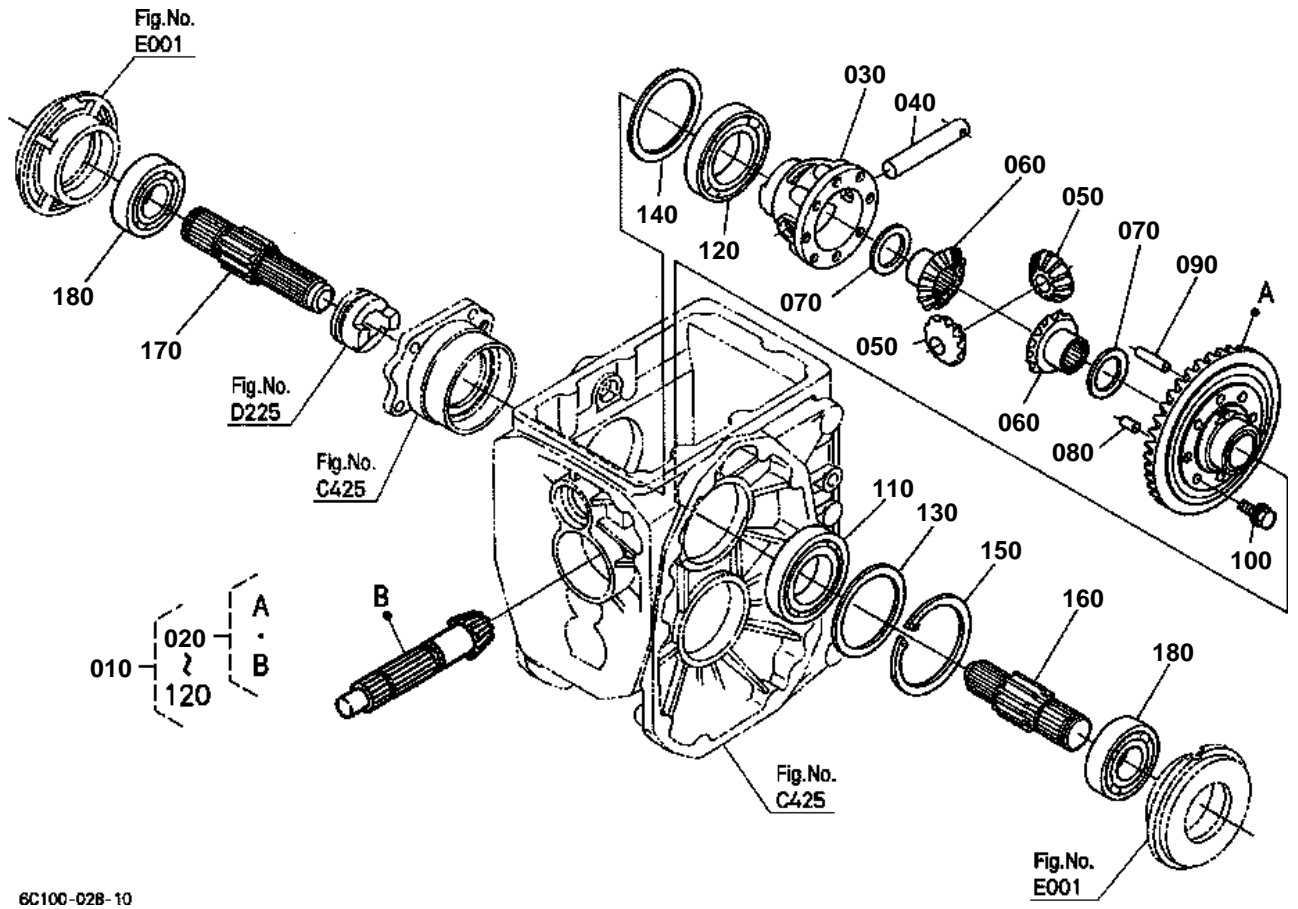


# PTO SHAFT

↔ Interchangeable; ≠ not interchangeable; ← new for old; → old for new

REF.No	Part No.	Description	Q'ty	S.No.	I/C	REMARKS	Weight (kgf)	Weight (lb)
010	6C040-14510	GEAR-SHAFT	1			11T	0.5	1.1
020	67121-56770	BEARING BALL	1				0.127	0.2794
030	67955-14170	BEARING BALL	1				0.114	0.2508
040	04612-00190	CIR CLIP EXTERNAL	1				0.001	0.0022
050	08221-07303	BEARING BALL	1				0.116	0.2552
060	38430-21590	BEARING BALL	1				0.25	0.55
070	64441-22170	BEARING BALL	1				0.24	0.528
080	32721-14660	CIR CLIP EXTERNAL	1				0.005	0.011
090	6C040-14650	GEAR 4WD	1			13T	0.093	0.2046
100	04612-00250	CIR CLIP EXTERNAL	1				0.002	0.0044
110	6C040-14620	GEAR	1			13-32T	0.452	0.9944
120	66591-14720	SPACER	1				0.002	0.0044
130	66611-14670	SHIM	1			1.4mm	0.008	0.0176
130	66611-14680	SHIM	1			1.8mm	0.01	0.022
130	66611-14690	SHIM	1			0.2mm	0.001	0.0022
140	37410-16510	SHAFT PTO	1				0.79	1.738
150	67121-56770	BEARING BALL	1				0.127	0.2794
160	6C040-14730	BEARING BALL	1				0.15	0.33
170	6C040-14720	GEAR	1			24T	0.68	1.496
180	37410-16550	SEAL OIL	1				0.03	0.066
190	37410-63112	CAP PTO SHAFT	1				0.055	0.121

REAR DIFFERENTIAL



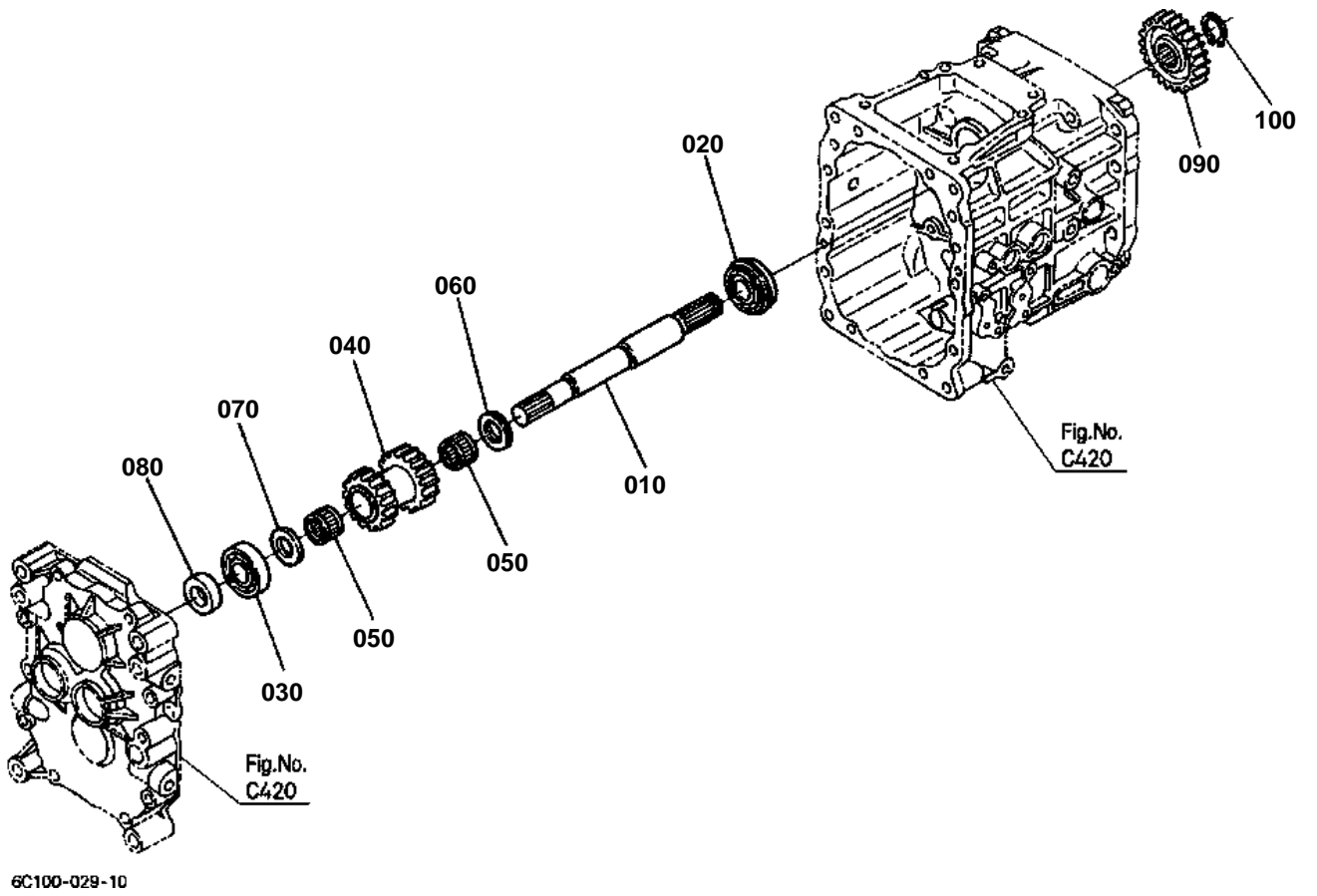
6C100-02B-10

**REAR DIFFERENTIAL**

↔ Interchangeable; ≠ not interchangeable; ← new for old; → old for new

REF.No	Part No.	Description	Q'ty	S.No.	I/C	REMARKS	Weight (kgf)	Weight (lb)
010	6C140-97910	ASSY DIFFERENTIAL	1	<=30567			3	6.6
010	6C040-97910	ASSY DIFFERENTIAL	1	>=30568	→		0	0
010	6C040-97913	ASSY DIFFERENTIAL	1	>=30578	→		4.16	9.152
020	6C040-97920	ASSY GEAR BEVEL	1			6-37T	1.97	4.334
030	6C040-14970	CASE DIFFERENTIAL	1	<=30577			0	0
030	6C040-14973	CASE DIFFERENTIAL	1	>=30578	→		0.7	1.54
040	67711-14912	SHAFT DIFF.PINION	1				0.14	0.308
050	67711-14920	PINION DIFF.	2			12T	0.11	0.242
060	6C040-14930	GEAR DIFF.SIDE	2			14T	0.165	0.363
070	67211-15160	SHIM	2			1.0mm	0.01	0.022
070	67211-15170	SHIM	2			0.8mm	0.008	0.0176
070	67211-15180	SHIM	2			1.2mm	0.01	0.022
080	66591-14792	PIN KNOCK	1				0.003	0.0066
090	66591-14783	PIN STRAIGHT	1				0.01	0.022
100	67810-56680	BOLT UBS	6				0.013	0.0286
110	08101-06009	BEARING BALL	1				0.22	0.484
120	6C140-14980	BEARING BALL	1				0.26	0.572
120	08101-06010	BEARING BALL	1		←		0.262	0.5764
130	66591-14980	SHIM DIFF.SIDE	1			0.5mm	0.005	0.011
130	66591-14990	SHIM DIFF.SIDE	1			0.2mm	0.002	0.0044
140	66611-15140	SHIM DIFF.SIDE	1			0.5mm	0.006	0.0132
140	66611-15150	SHIM DIFF.SIDE	1			0.2mm	0.002	0.0044
150	04611-00750	CIR CLIP INTERNAL	1				0.019	0.0418
160	6C040-14940	SHAFT DIFF.GEAR LH	1				0.62	1.364
170	6C040-14950	SHAFT DIFF.GEAR RH	1				0.72	1.584
180	08101-06306	BEARING BALL	2				0.335	0.737

FRONT WHEEL PROPELLER SHAFT





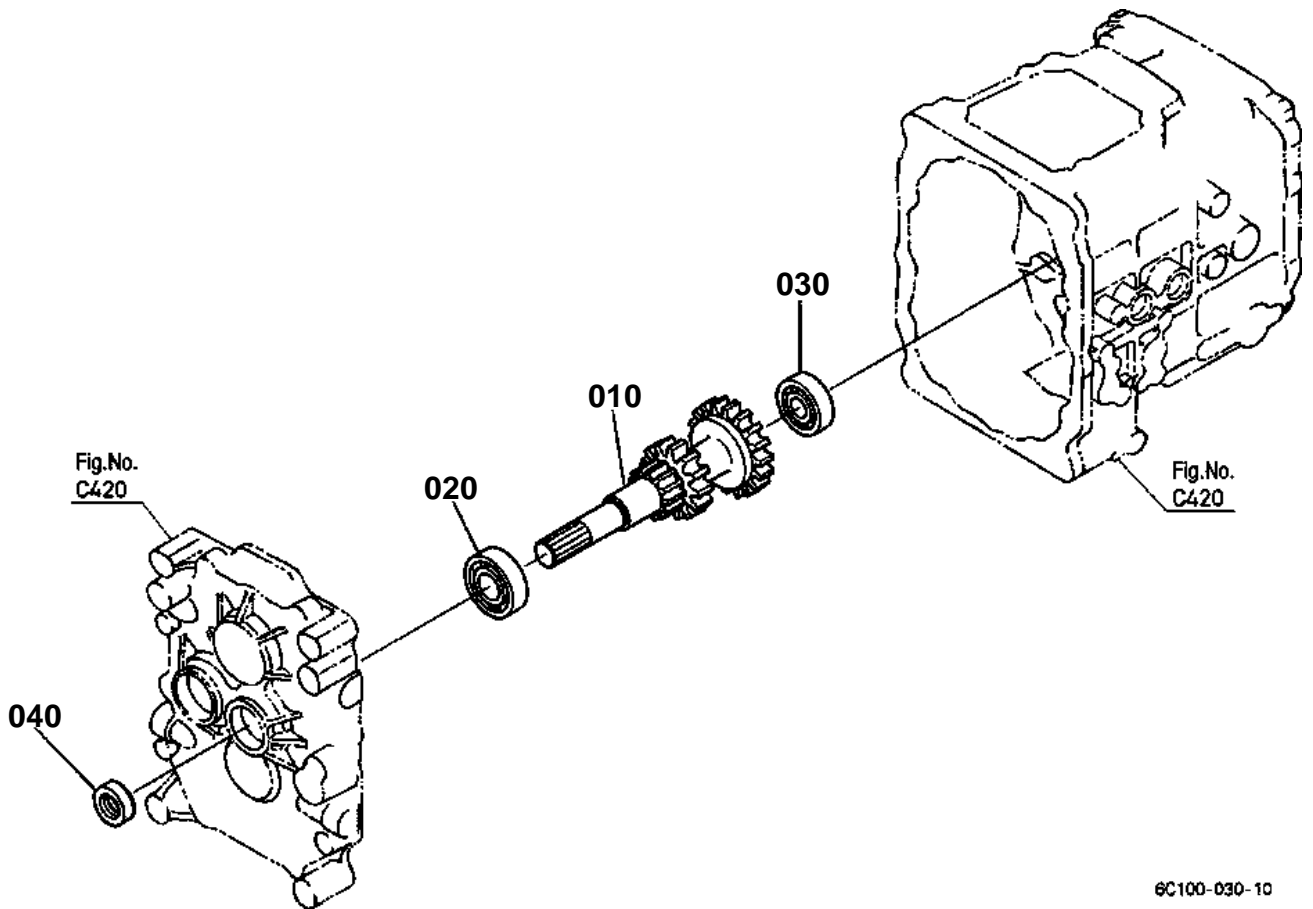


# FRONT WHEEL PROPELLER SHAFT

↔ Interchangeable; ≠ not interchangeable; ← new for old; → old for new

REF.No	Part No.	Description	Q'ty	S.No.	I/C	REMARKS	Weight (kgf)	Weight (lb)
010	6C040-14810	SHAFT 4WD	1				0.659	1.4498
020	08151-06204	BEARING BALL	1				0.11	0.242
030	08101-06204	BEARING BALL	1				0.102	0.2244
040	6C040-14820	GEAR REVERSE	1			16-20T	0.5	1.1
050	67061-14240	BEARING NEEDLE	2				0.03	0.066
060	62231-14520	COLLAR	1				0.005	0.011
070	67950-14250	COLLAR	1				0.01	0.022
080	09500-20358	SEAL OIL	1				0.01	0.022
090	6C040-14840	GEAR 4WD	1			20T	0.23	0.506
100	04612-00190	CIR CLIP EXTERNAL	1				0.001	0.0022

2ND SHAFT



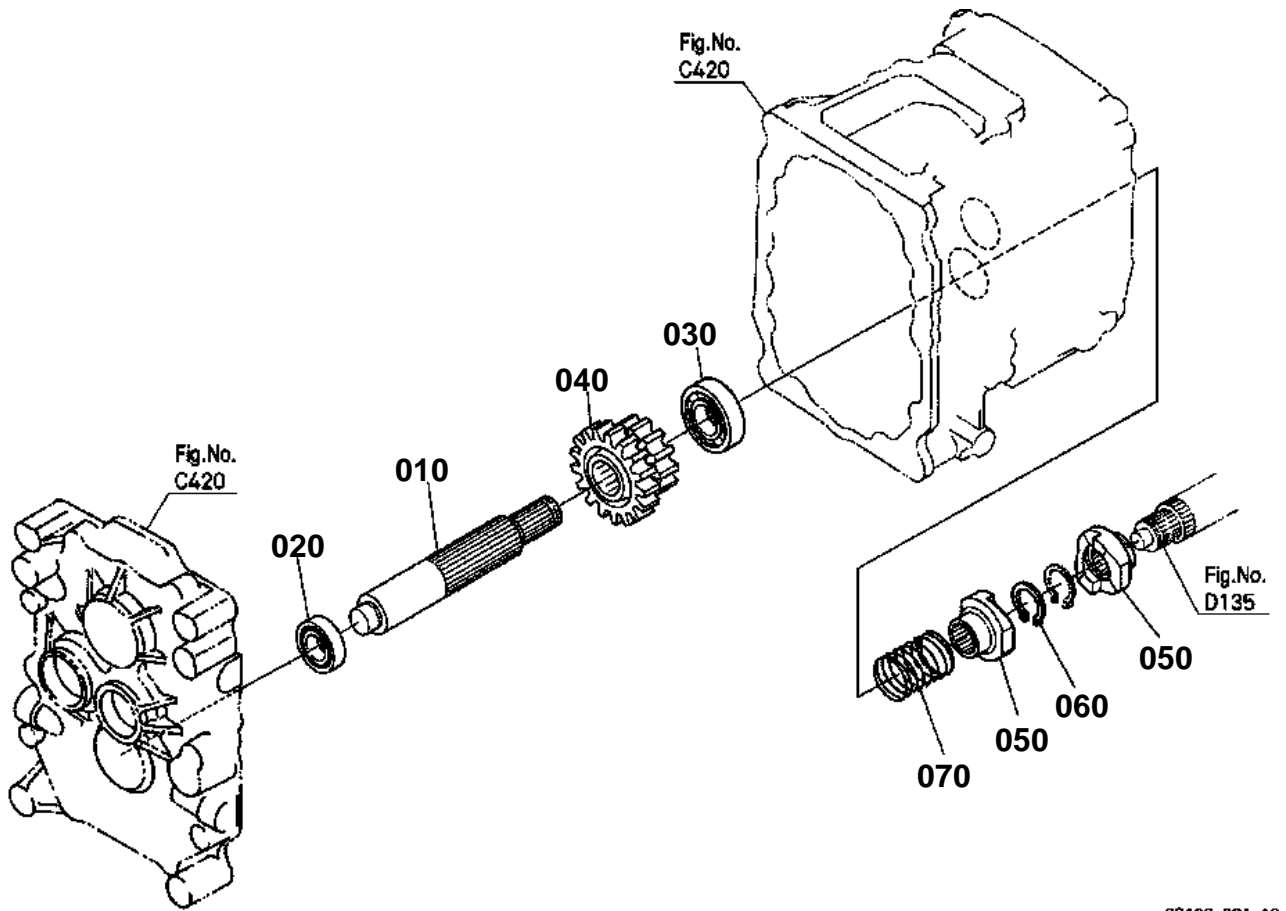


## 2ND SHAFT

↔ Interchangeable; ≠ not interchangeable; ← new for old; → old for new

REF.No	Part No.	Description	Q'ty	S.No.	I/C	REMARKS	Weight (kgf)	Weight (lb)
010	6C120-14210	GEAR-SHAFT	1			13-13-18T	1.18	2.596
020	08101-06204	BEARING BALL	1				0.102	0.2244
030	08101-06302	BEARING BALL	1				0.084	0.1848
040	09500-20358	SEAL OIL	1				0.01	0.022

3RD SHAFT



6C100-031-10

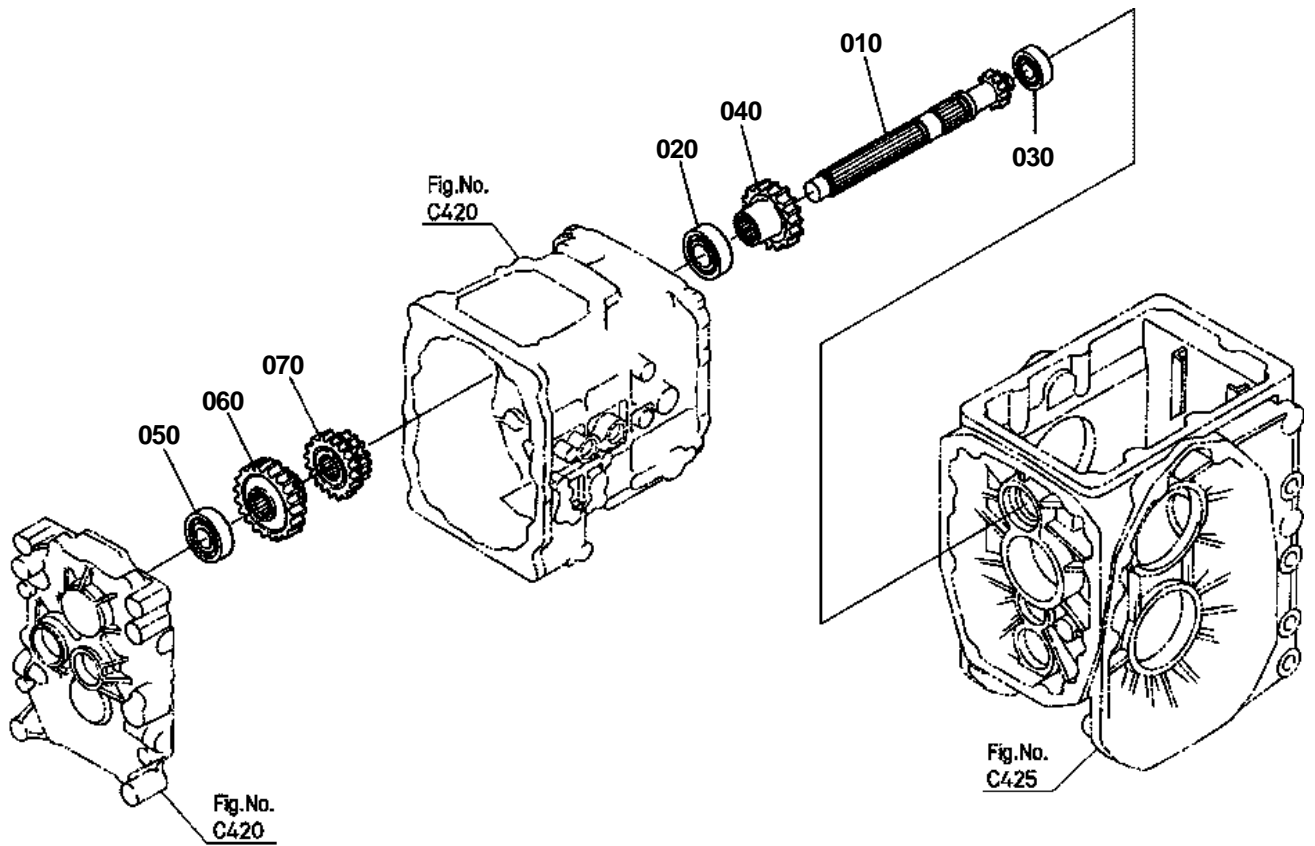


### 3RD SHAFT

↔ Interchangeable; ≠ not interchangeable; ← new for old; → old for new

REF.No	Part No.	Description	Q'ty	S.No.	I/C	REMARKS	Weight (kgf)	Weight (lb)
010	6C120-14310	SHAFT	1				0.5	1.1
020	08101-06303	BEARING BALL	1				0.112	0.2464
030	08101-06304	BEARING BALL	1				0.146	0.3212
040	6C090-14320	GEAR	1			17-13T	0.44	0.968
050	6C040-14520	CAM ONE WAY CLUTCH	2				0.144	0.3168
060	04612-00190	CIR CLIP EXTERNAL	1				0.001	0.0022
070	6C040-14530	SPRING	1				0.009	0.0198

4TH SHAFT



6C100-032-10

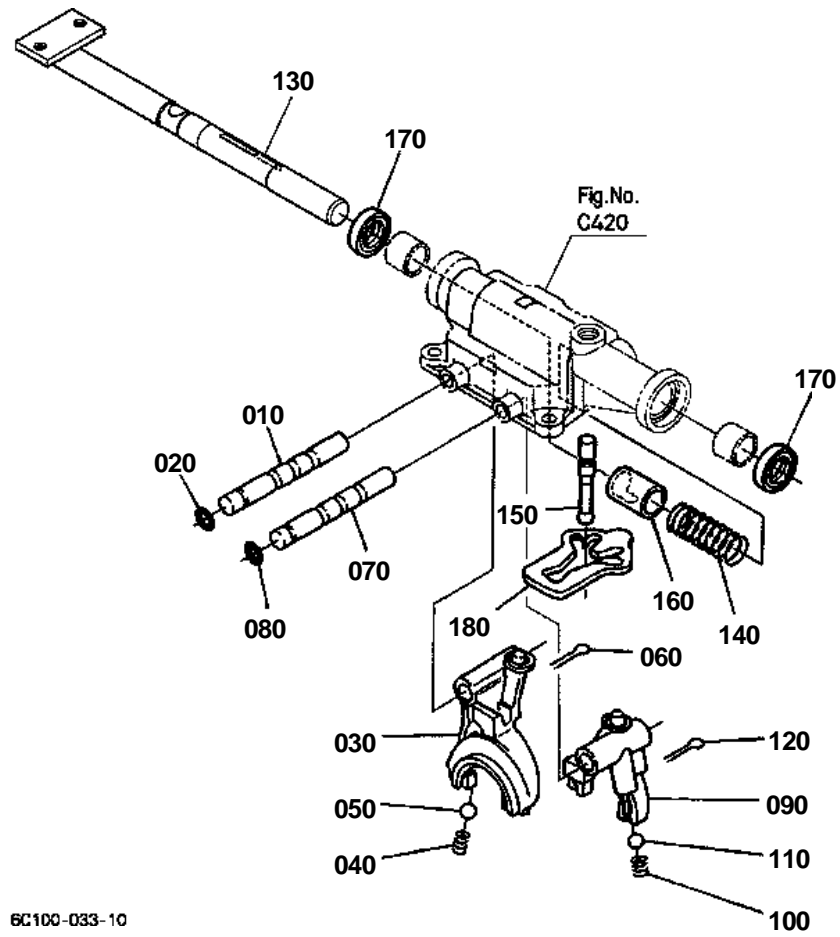


## 4TH SHAFT

↔ Interchangeable; ≠ not interchangeable; ← new for old; → old for new

REF.No	Part No.	Description	Q'ty	S.No.	I/C	REMARKS	Weight (kgf)	Weight (lb)
010	6C040-14410	GEAR-SHAFT	1			11T	0.852	1.8744
020	08101-06205	BEARING BALL	1				0.14	0.308
030	61361-14280	BEARING BALL	1				0.09	0.198
040	6C040-14450	GEAR	1			19T	0.335	0.737
050	08101-06304	BEARING BALL	1				0.146	0.3212
060	6C040-14460	GEAR	1			30T	0.47	1.034
070	6C120-14440	GEAR	1			13-17T	0.4	0.88

# MAIN GEAR SHIFT FORK



6C100-033-10



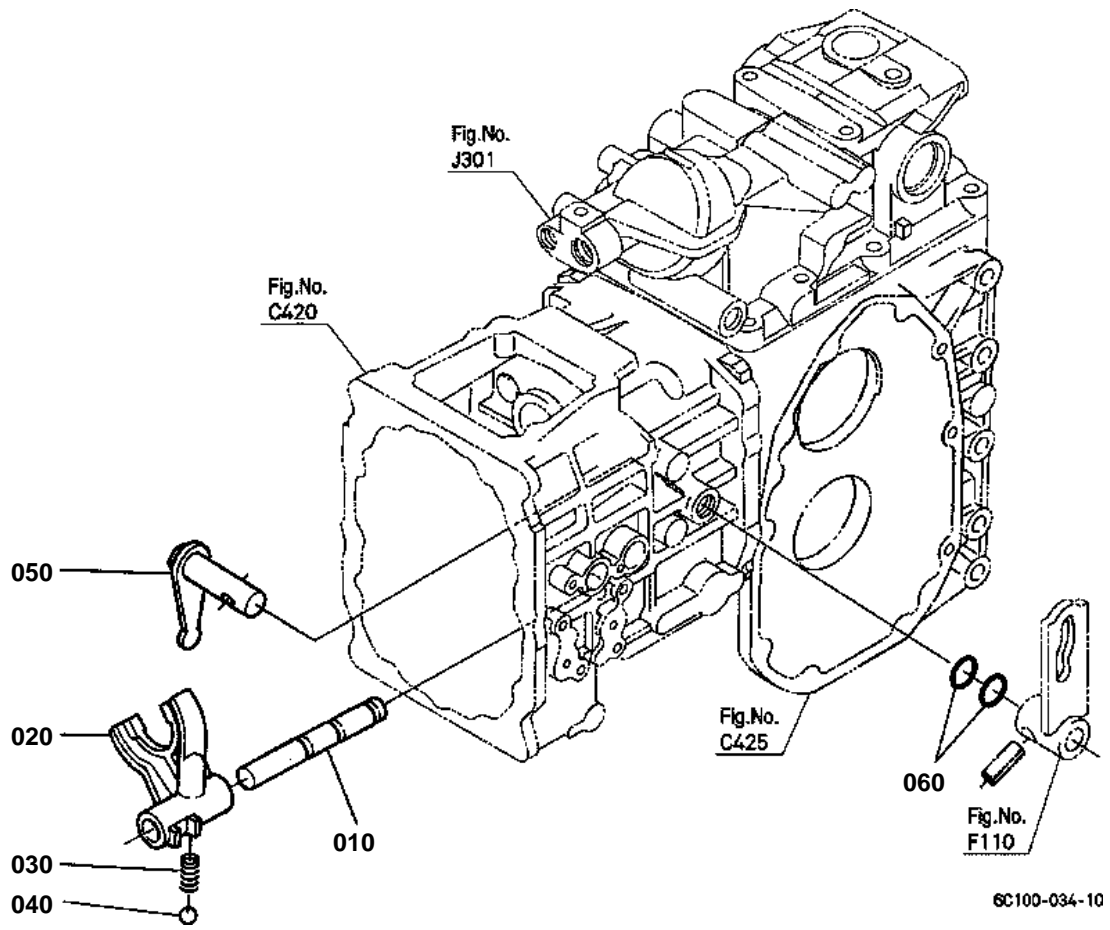


## MAIN GEAR SHIFT FORK

↔ Interchangeable; ≠ not interchangeable; ← new for old; → old for new

REF.No	Part No.	Description	Q'ty	S.No.	I/C	REMARKS	Weight (kgf)	Weight (lb)
010	6C040-18110	ROD FORK	1				0.118	0.2596
020	04816-06100	O RING	1				0.001	0.0022
030	6C040-18120	FORK BACK SHIFT	1				0.154	0.3388
040	67156-18150	SPRING SHIFT FORK	1				0.003	0.0066
050	07715-00803	BALL	1				0.004	0.0088
060	05511-50322	PIN SPLIT	1				0.002	0.0044
070	6C040-18110	ROD FORK	1				0.118	0.2596
080	04816-06100	O RING	1				0.001	0.0022
090	6C040-18140	FORK MAIN SHIFT	1				0.135	0.297
100	67156-18150	SPRING SHIFT FORK	1				0.003	0.0066
110	07715-00803	BALL	1				0.004	0.0088
120	05511-50322	PIN SPLIT	1				0.002	0.0044
130	6C100-18210	SHAFT MAIN SHIFT ARM	1				0.77	1.694
140	6A100-18220	SPRING	1				0.006	0.0132
150	6C040-18252	ARM MAIN SHIFT	1				0.045	0.099
160	6C040-18230	COLLAR	1				0.033	0.0726
170	6C040-18290	SEAL OIL	2				0.009	0.0198
180	6A100-18260	PLATE CHECK	1				0.05	0.11

RANGE GEAR SHIFT FORK



6C100-034-10

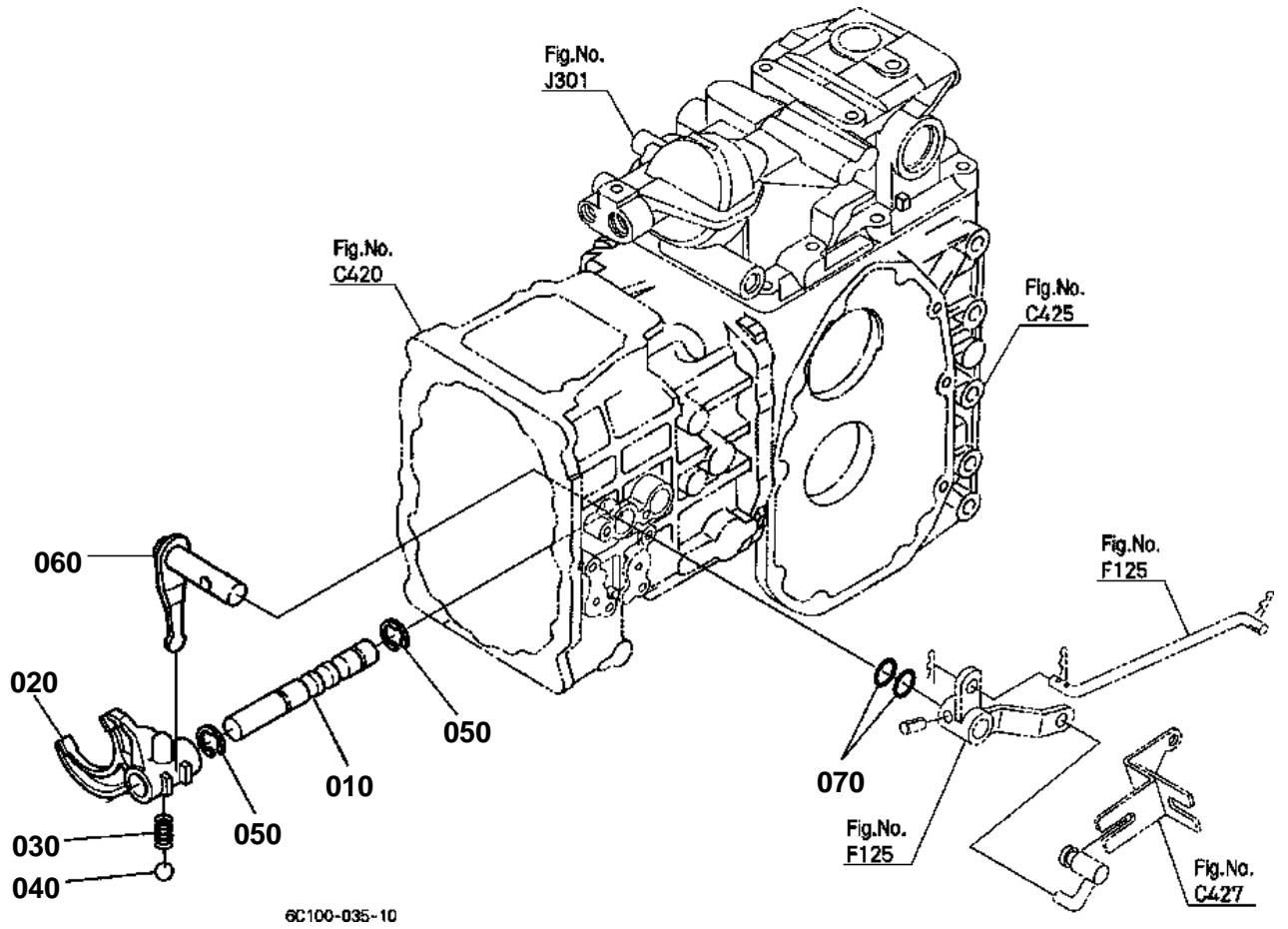


# RANGE GEAR SHIFT FORK

↔ Interchangeable; ≠ not interchangeable; ← new for old; → old for new

REF.No	Part No.	Description	Q'ty	S.No.	I/C	REMARKS	Weight (kgf)	Weight (lb)
010	6C040-18410	ROD FORK	1				0.122	0.2684
020	6C040-18420	FORK RANGE SHIFT	1				0.079	0.1738
030	62061-18260	SPRING STOPPER	1				0.002	0.0044
040	07715-01605	BALL	1				0.003	0.0066
050	6C040-18510	ARM RANGE SHIFT	1				0.075	0.165
060	04816-00160	O RING	2				0.003	0.0066

PTO GEAR SHIFT FORK



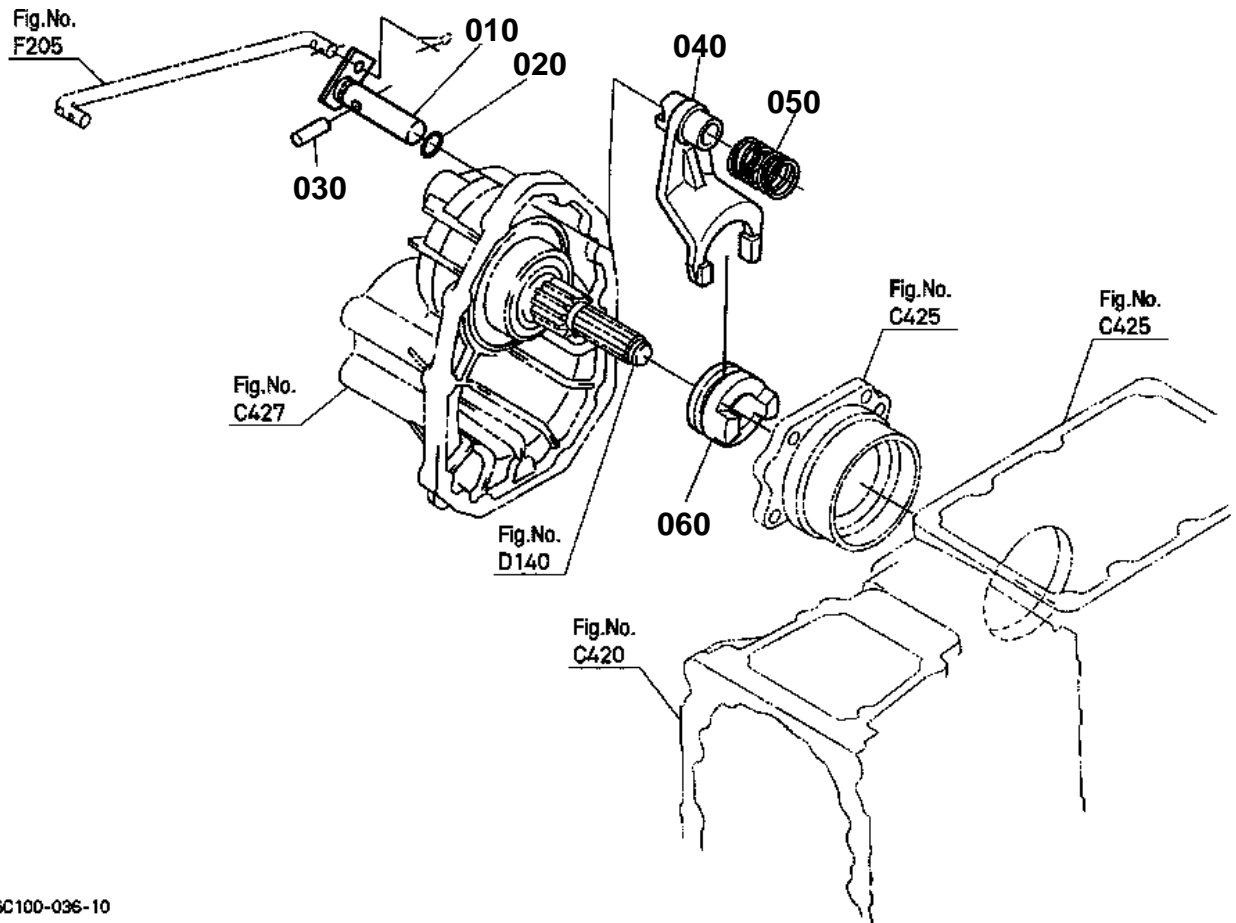


## PTO GEAR SHIFT FORK

↔ Interchangeable; ≠ not interchangeable; ← new for old; → old for new

REF.No	Part No.	Description	Q'ty	S.No.	I/C	REMARKS	Weight (kgf)	Weight (lb)
010	6C120-18610	ROD FORK	1				0.15	0.33
020	6C090-18620	FORK PTO SHIFT	1				0.09	0.198
030	62061-18260	SPRING STOPPER	1				0.002	0.0044
040	07715-01605	BALL	1				0.003	0.0066
050	04613-50120	CIR CLIP EXTERNAL	2				0.001	0.0022
060	6C040-18712	ARM PTO SHIFT	1				0.16	0.352
070	04816-00160	O RING	2				0.003	0.0066

DIFFERENTIAL LOCK SHIFT FORK



6C100-036-10

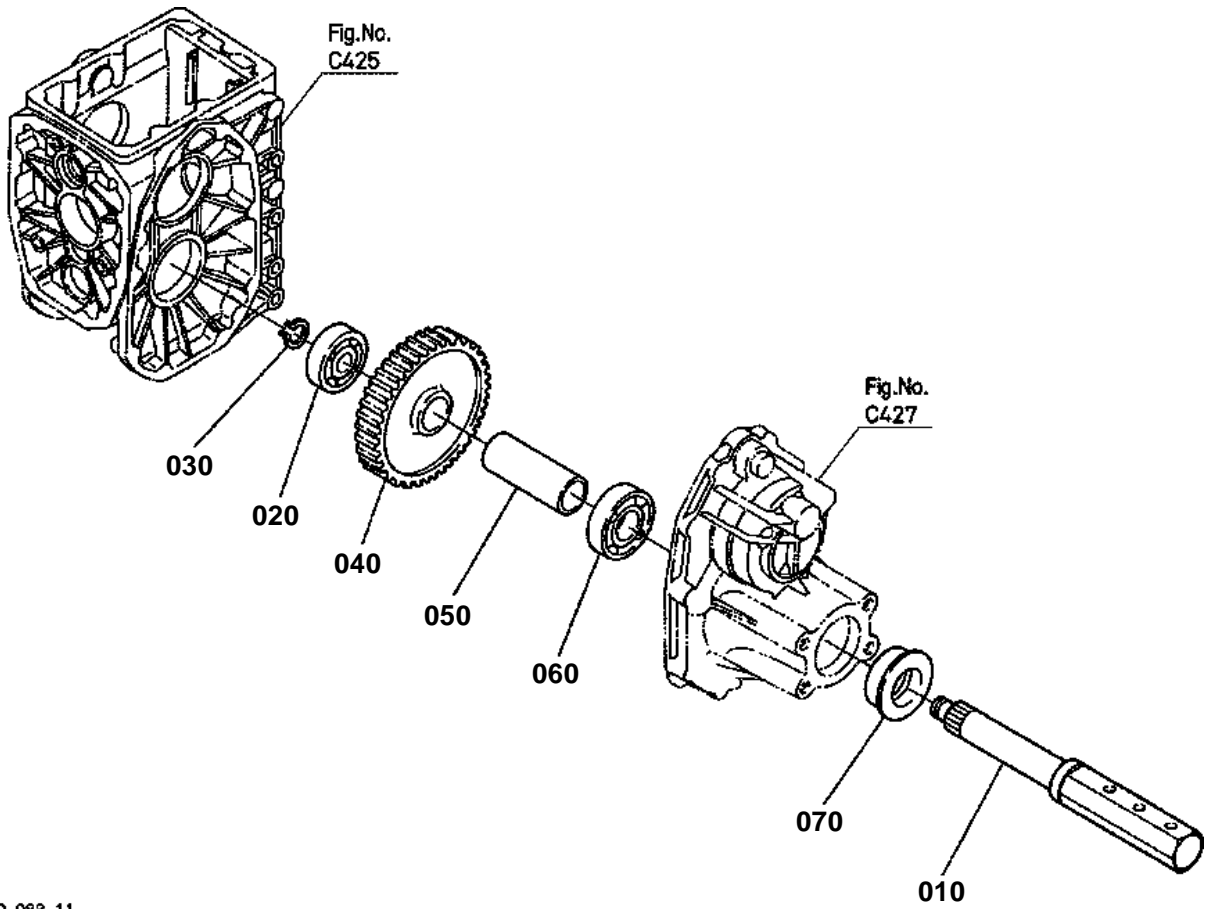


## DIFFERENTIAL LOCK SHIFT FORK

↔ Interchangeable; ≠ not interchangeable; ← new for old; → old for new

REF.No	Part No.	Description	Q'ty	S.No.	I/C	REMARKS	Weight (kgf)	Weight (lb)
010	6C040-19120	ROD FORK	1	<=30581			0.17	0.374
010	6C040-19124	ROD FORK	1	>=30582	→		0.17	0.374
020	04816-06120	O RING	1				0.002	0.0044
030	6A100-19130	PIN	1				0.017	0.0374
040	6C040-19110	FORK DIFF.LOCK SHIFT	1				0.22	0.484
050	6C040-19130	SPRING	1				0.014	0.0308
060	66611-15130	CLUTCH DIFF.LOCK	1				0.2	0.44

REAR AXLE



6C120-083-11



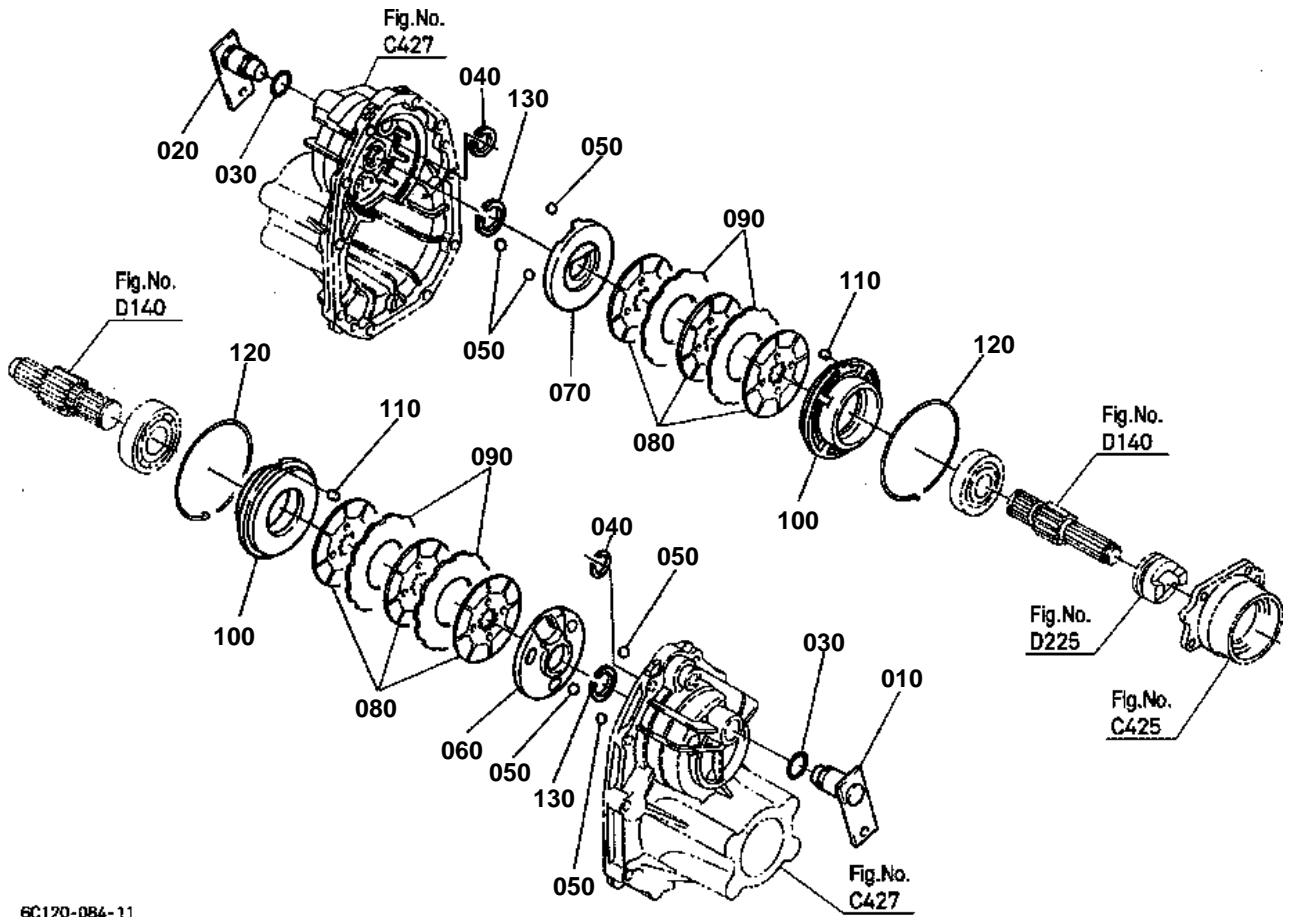


## REAR AXLE

↔ Interchangeable; ≠ not interchangeable; ← new for old; → old for new

REF.No	Part No.	Description	Q'ty	S.No.	I/C	REMARKS	Weight (kgf)	Weight (lb)
010	66611-17114	AXLE REAR	2				4.64	10.208
020	08101-06306	BEARING BALL	2				0.335	0.737
030	04612-00300	CIR CLIP EXTERNAL	2				0.003	0.0066
040	6C040-17130	GEAR	2			57T	2.55	5.61
050	6C040-17140	COLLAR	2				0.26	0.572
060	08101-06208	BEARING BALL	2				0.355	0.781
070	09500-00014	SEAL OIL	2				0.06	0.132

BRAKE



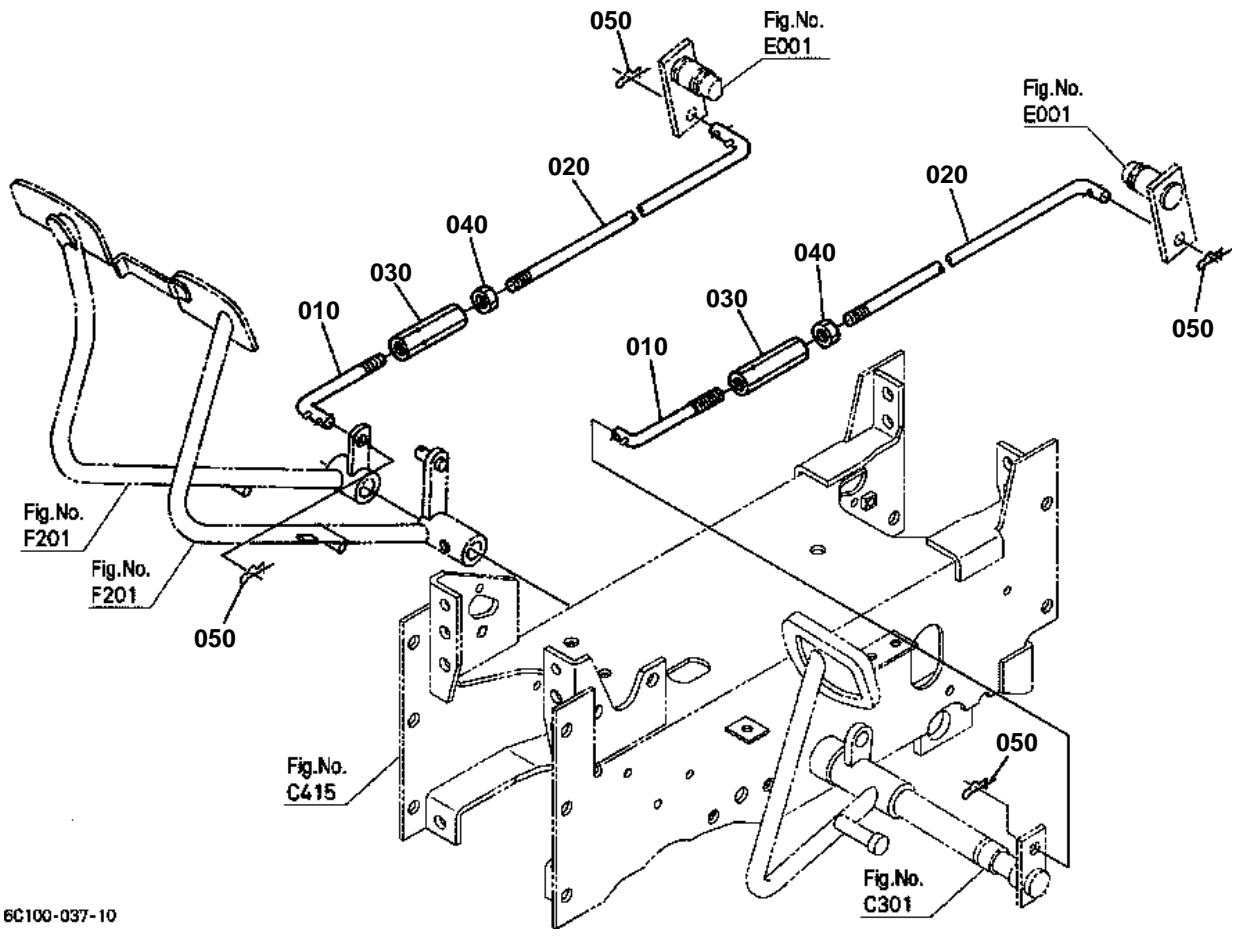
6C120-084-11

**BRAKE**

↔ Interchangeable; ≠ not interchangeable; ← new for old; → old for new

REF.No	Part No.	Description	Q'ty	S.No.	I/C	REMARKS	Weight (kgf)	Weight (lb)
010	6C040-22360	LEVER CAM LH	1				0.32	0.704
020	6C040-22460	LEVER CAM RH	1				0.33	0.726
030	04816-00210	O RING	2				0.004	0.0088
040	67061-14370	CIR-CLIP	2				0.002	0.0044
050	07715-00805	BALL	6				0.016	0.0352
060	6C090-22320	ACTUATOR LH	1				0.63	1.386
070	6C090-22420	ACTUATOR RH	1				0.63	1.386
080	6C140-22350	DISK BRAKE	6				0.18	0.396
090	6C140-22340	PLATE FRICTION	4				0.12	0.264
100	6C090-22380	HOLDER BEARING	2				0.72	1.584
110	6C040-22440	PIN	2				0.004	0.0088
120	6A320-22390	CIR-CLIP INTERNAL	2				0.038	0.0836
130	70435-51590	CIR-CLIP	2				0.002	0.0044

BRAKE ROD



6C100-037-10

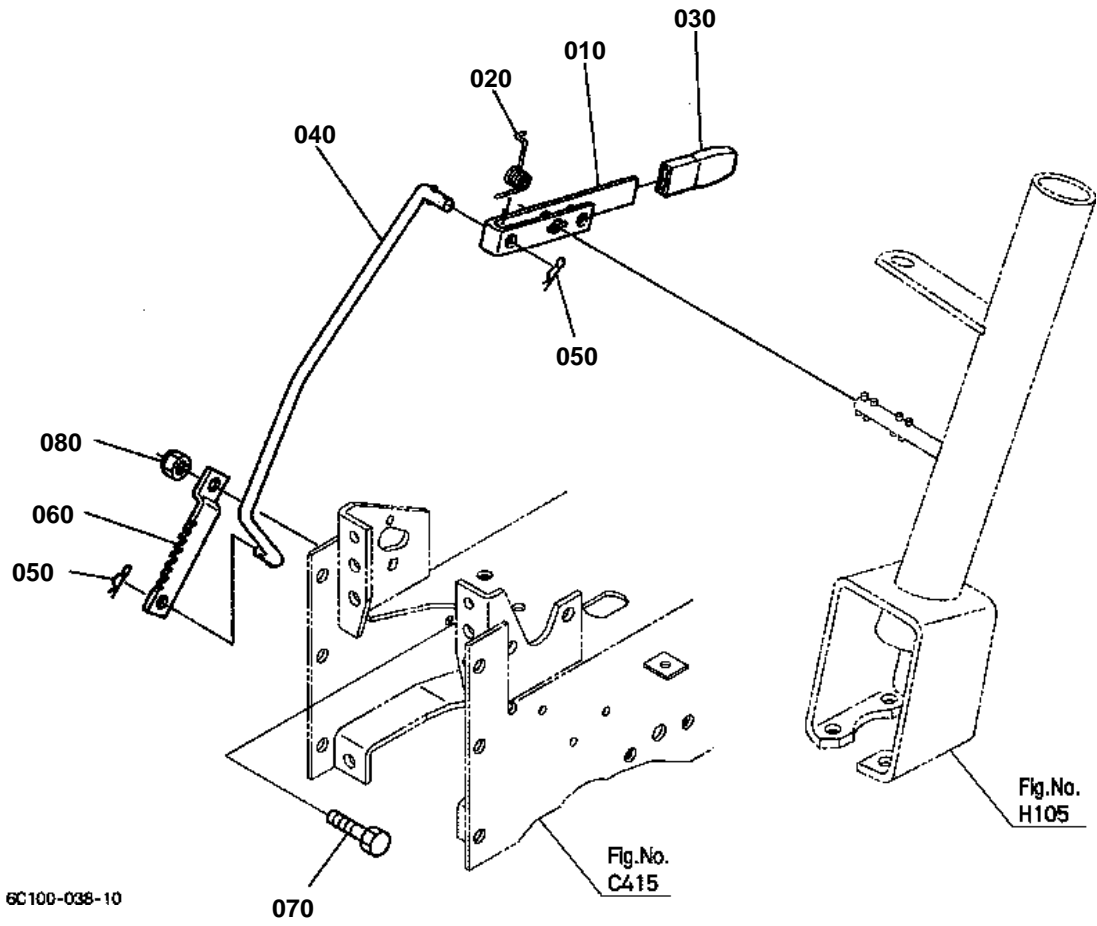


## BRAKE ROD

↔ Interchangeable; ≠ not interchangeable; ← new for old; → old for new

REF.No	Part No.	Description	Q'ty	S.No.	I/C	REMARKS	Weight (kgf)	Weight (lb)
010	6C040-42350	ROD BRAKE FRONT	2				0.068	0.1496
020	6C040-42360	ROD BRAKE REAR	2				0.23	0.506
030	6C040-42370	TURNBUCKLE	2				0.06	0.132
040	02118-50100	NUT	2				0.005	0.011
050	6C040-42390	PIN SNAP	4				0.002	0.0044

PARKING BRAKE LEVER [EXCEPT [AU] [NZ]]



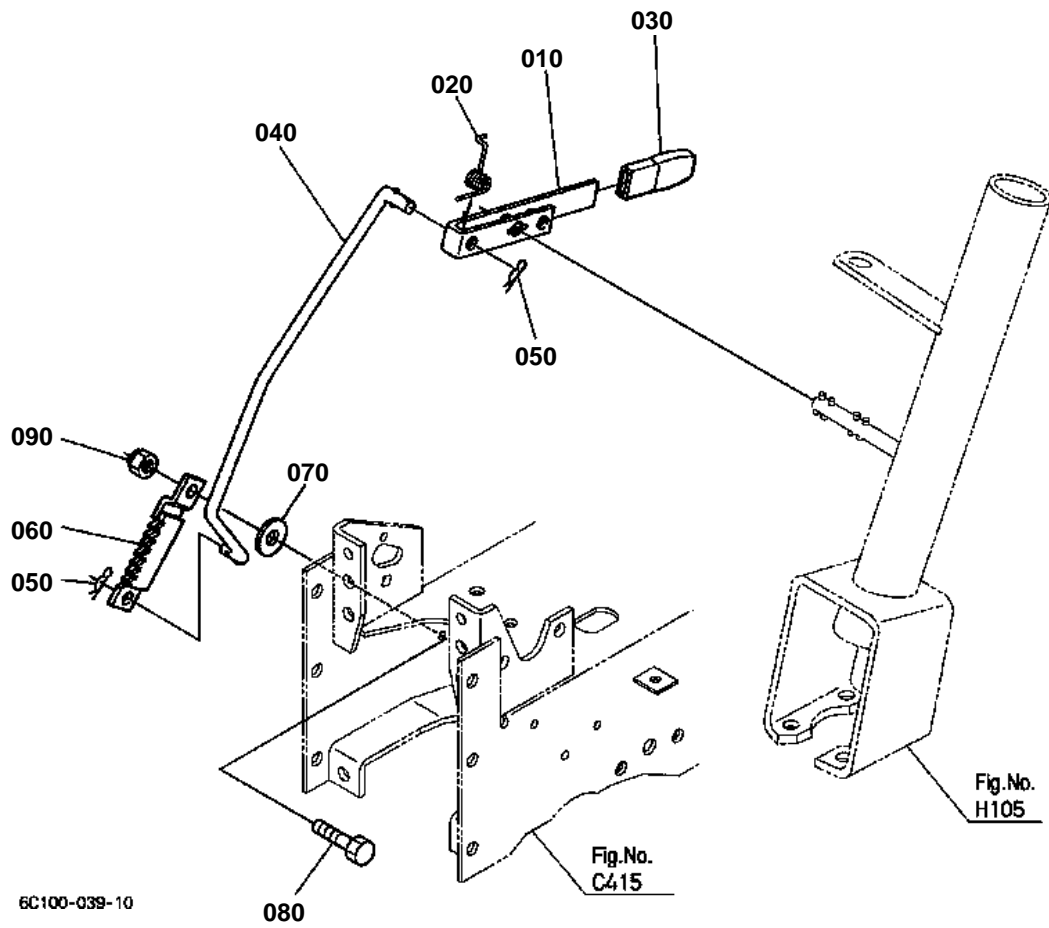


## PARKING BRAKE LEVER [EXCEPT [AU] [NZ]]

↔ Interchangeable; ≠ not interchangeable; ← new for old; → old for new

REF.No	Part No.	Description	Q'ty	S.No.	I/C	REMARKS	Weight (kgf)	Weight (lb)
010	6C040-41350	LEVER	1				0.104	0.2288
020	6C040-41380	SPRING RETURN	1				0.008	0.0176
030	6C040-41360	GRIP LEVER	1				0.012	0.0264
040	6C040-41373	ROD BRAKE	1				0.22	0.484
050	05525-50800	PIN SNAP	2				0.001	0.0022
060	6C040-42250	PLATE BRAKE LOCK	1				0.07	0.154
070	01153-50822	BOLT	1				0.011	0.0242
080	50591-62370	NUT	1				0.005	0.011

PARKING BRAKE LEVER [AU] [NZ]





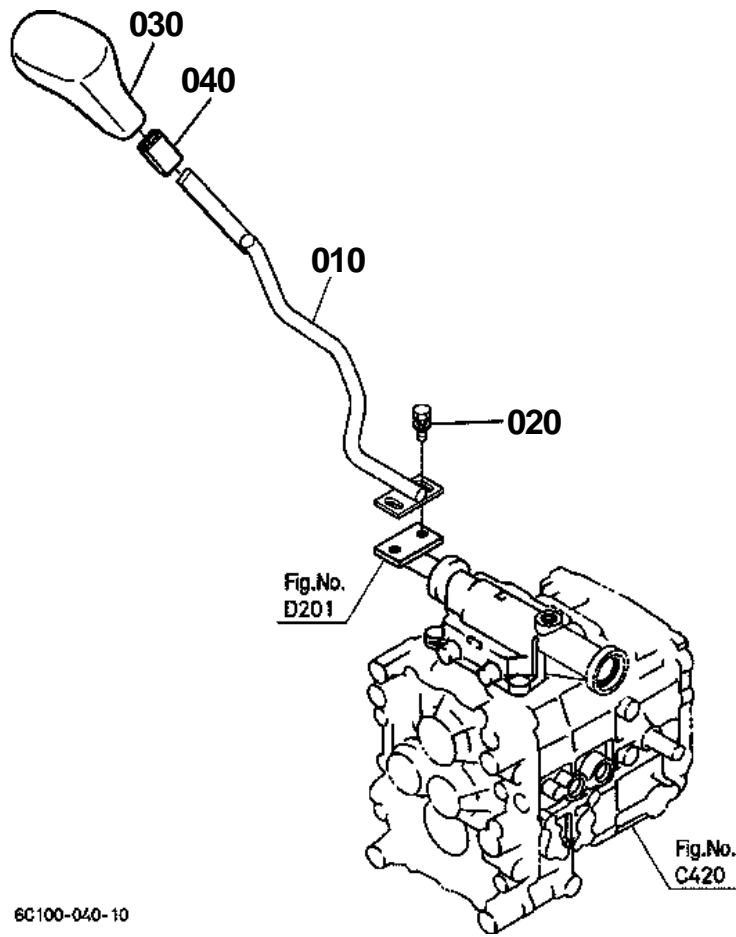


## PARKING BRAKE LEVER [AU] [NZ]

↔ Interchangeable; ≠ not interchangeable; ← new for old; → old for new

REF.No	Part No.	Description	Q'ty	S.No.	I/C	REMARKS	Weight (kgf)	Weight (lb)
010	6C040-41350	LEVER	1				0.104	0.2288
020	6C040-41380	SPRING RETURN	1				0.008	0.0176
030	6C040-41360	GRIP LEVER	1				0.012	0.0264
040	6C040-41373	ROD BRAKE	1				0.22	0.484
050	05525-50800	PIN SNAP	2				0.001	0.0022
060	6C045-42250	PLATE BRAKE LOCK	1				0.108	0.2376
070	04015-60080	WASHER PLAIN	1				0.01	0.022
080	01153-50822	BOLT	1				0.011	0.0242
090	50591-62370	NUT	1				0.005	0.011

MAIN GEAR SHIFT LEVER



6C100-040-10

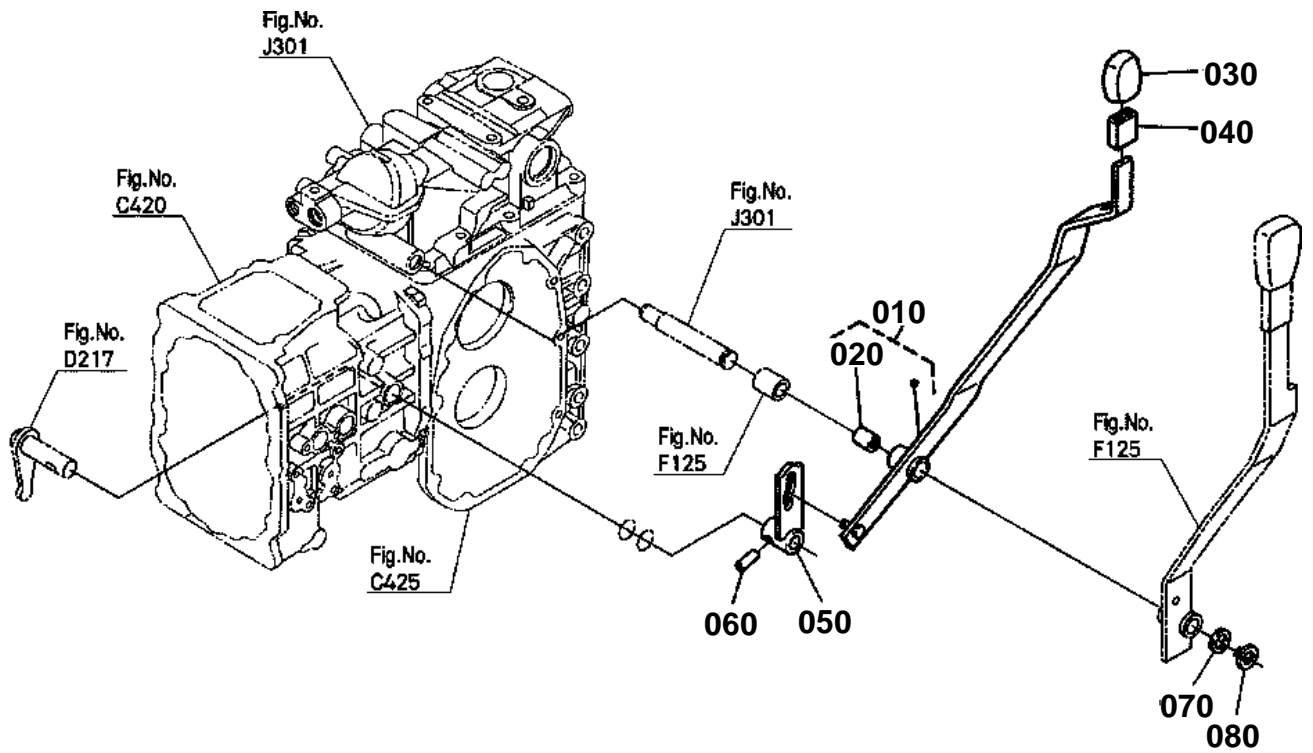


## MAIN GEAR SHIFT LEVER

↔ Interchangeable; ≠ not interchangeable; ← new for old; → old for new

REF.No	Part No.	Description	Q'ty	S.No.	I/C	REMARKS	Weight (kgf)	Weight (lb)
010	6C040-42514	LEVER MAIN SHIFT	1				0.6	1.32
020	01125-60820	BOLT	2				0.015	0.033
030	6A320-42530	GRIP LEVER	1				0.12	0.264
040	37560-42294	CUSHION	1				0.005	0.011

RANGE GEAR SHIFT LEVER



6C100-041-10

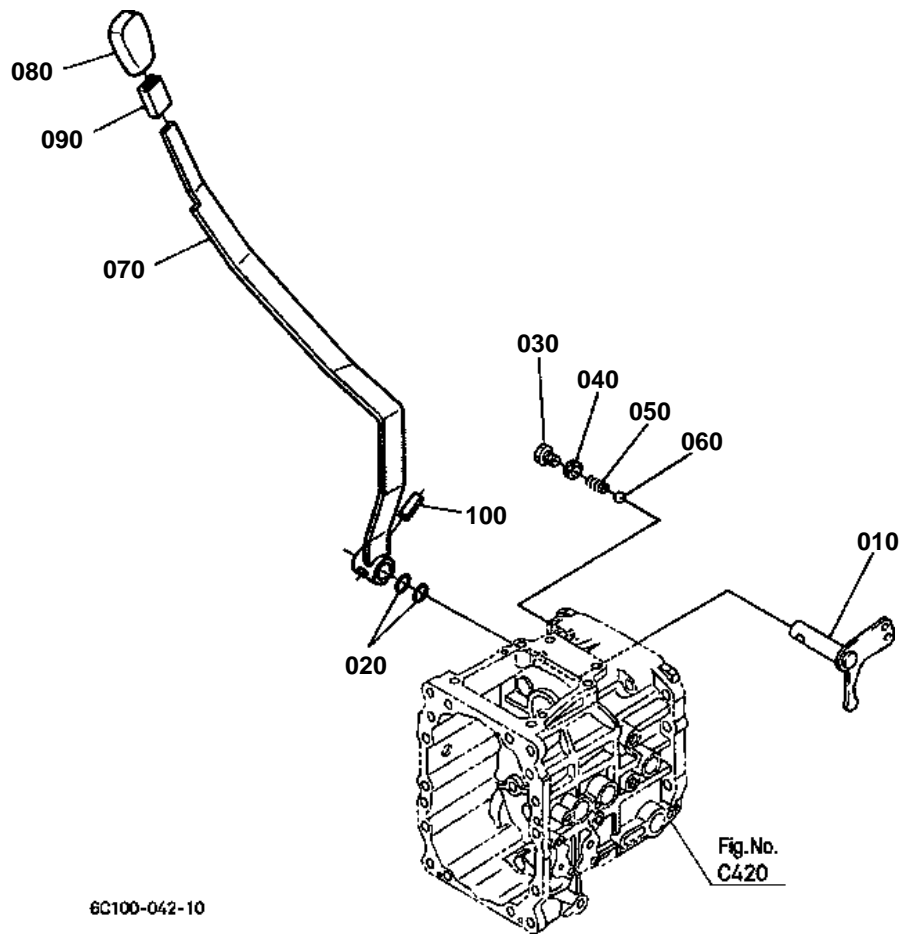


# RANGE GEAR SHIFT LEVER

↔ Interchangeable; ≠ not interchangeable; ← new for old; → old for new

REF.No	Part No.	Description	Q'ty	S.No.	I/C	REMARKS	Weight (kgf)	Weight (lb)
010	6C040-42600	LEVER RANGE SHIFT	1				0.83	1.826
020	08511-01825	BUSH	1				0.01	0.022
030	6A320-42630	GRIP LEVER	1				0.019	0.0418
040	37410-43570	PIPE	1				0.005	0.011
040	6C190-42660	CUSHION	1		<<		0	0
050	6C140-42620	LEVER SHIFT ARM	1				0.17	0.374
060	05411-00832	PIN SPRING	1				0.035	0.077
070	04011-50180	WASHER PLAIN	1				0.012	0.0264
080	04612-00180	CIR CLIP EXTERNAL	1				0.001	0.0022

FRONT WHEEL DRIVE LEVER



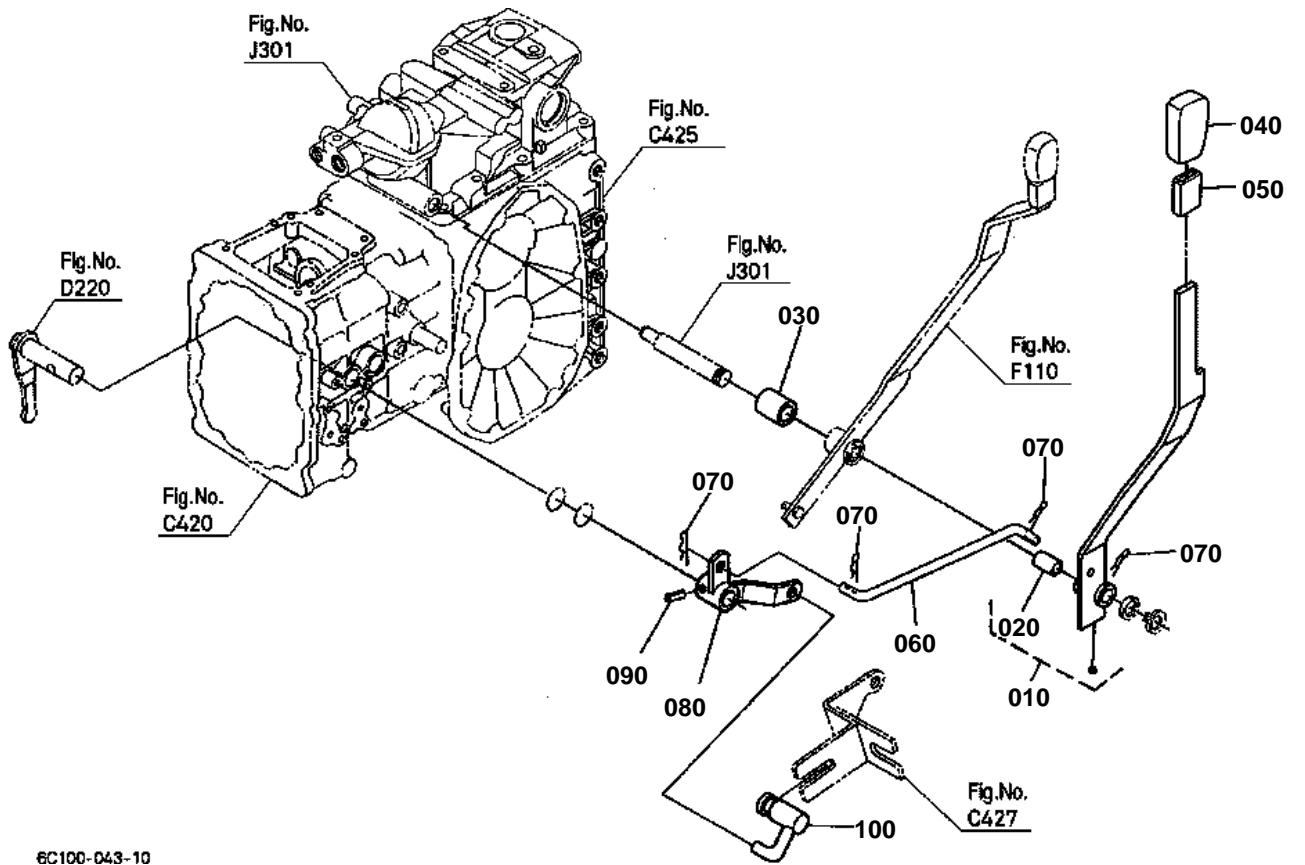


## FRONT WHEEL DRIVE LEVER

↔ Interchangeable; ≠ not interchangeable; ← new for old; → old for new

REF.No	Part No.	Description	Q'ty	S.No.	I/C	REMARKS	Weight (kgf)	Weight (lb)
010	6C040-19210	ARM 4WD SHIFT	1				0.19	0.418
020	04816-00160	O RING	2				0.003	0.0066
030	6C040-19222	BOLT	1				0.015	0.033
040	04717-01000	WASHER WITH RUBBER	1				0.001	0.0022
050	62061-18260	SPRING STOPPER	1				0.002	0.0044
060	07715-01605	BALL	1				0.003	0.0066
070	6C040-42913	LEVER 4WD CHANGE	1				0.7	1.54
080	6A320-42630	GRIP LEVER	1				0.019	0.0418
090	37410-43570	PIPE	1				0.005	0.011
100	05411-00832	PIN SPRING	1				0.035	0.077

PTO GEAR SHIFT LEVER



6C100-043-10



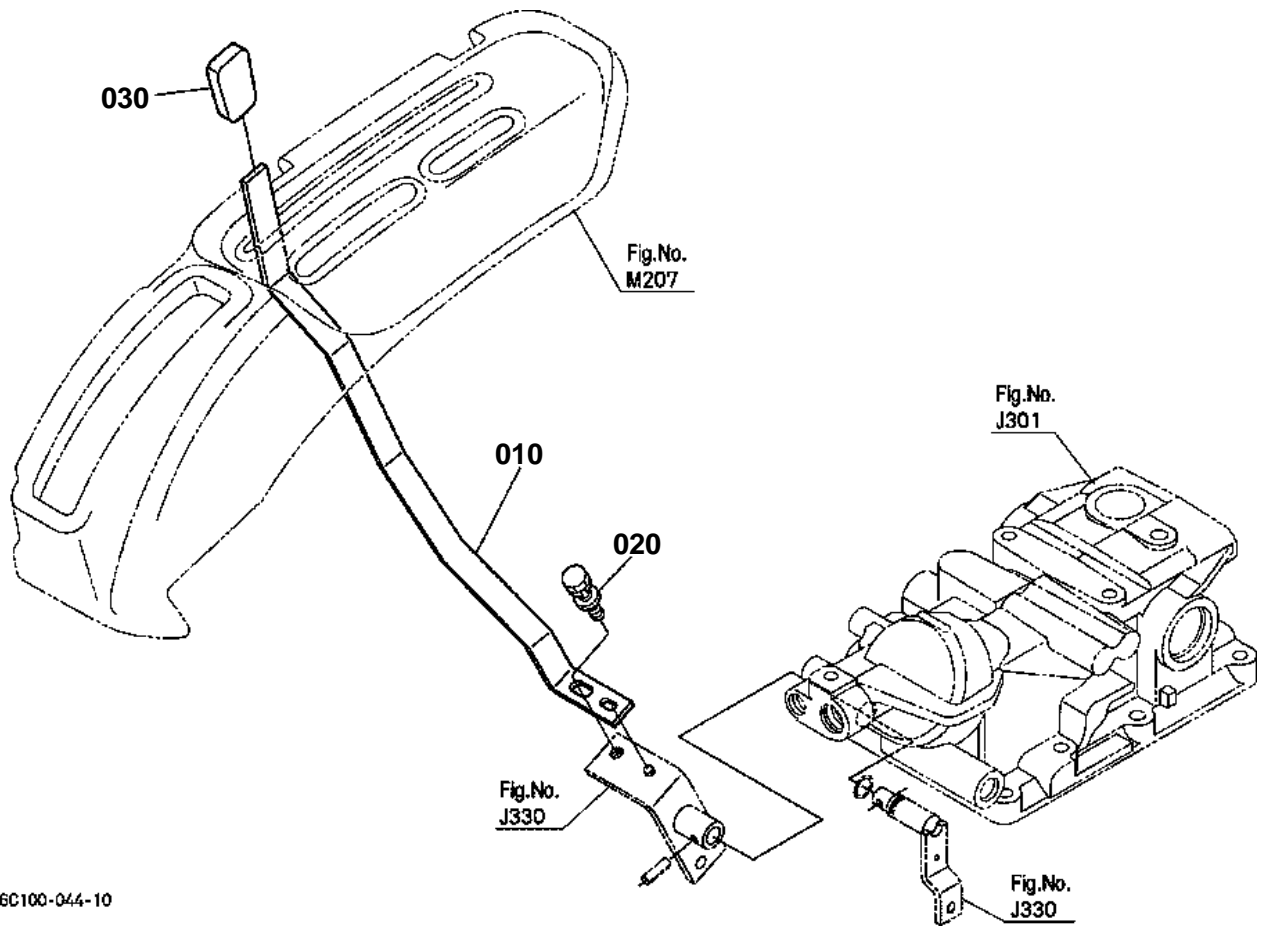


## PTO GEAR SHIFT LEVER

↔ Interchangeable; ≠ not interchangeable; ← new for old; → old for new

REF.No	Part No.	Description	Q'ty	S.No.	I/C	REMARKS	Weight (kgf)	Weight (lb)
010	6C120-42702	LEVER PTO SHIFT	1				0.72	1.584
020	08511-01825	BUSH	1				0.01	0.022
030	6C120-42750	COLLAR	1				0.055	0.121
040	6A320-42780	GRIP LEVER	1				0.034	0.0748
050	6A100-18560	CUSHION	1				0.005	0.011
060	6C040-42743	ROD PTO	1				0.15	0.33
070	05525-61000	PIN SNAP	4				0.002	0.0044
080	6C090-42720	LEVER SHIFT ARM	1				0.22	0.484
090	05411-00832	PIN SPRING	1				0.035	0.077
100	6C050-42642	ROD NEUTRAL SWITCH	1				0.113	0.2486

HYDRAULIC CONTROL LEVER



6C100-044-10

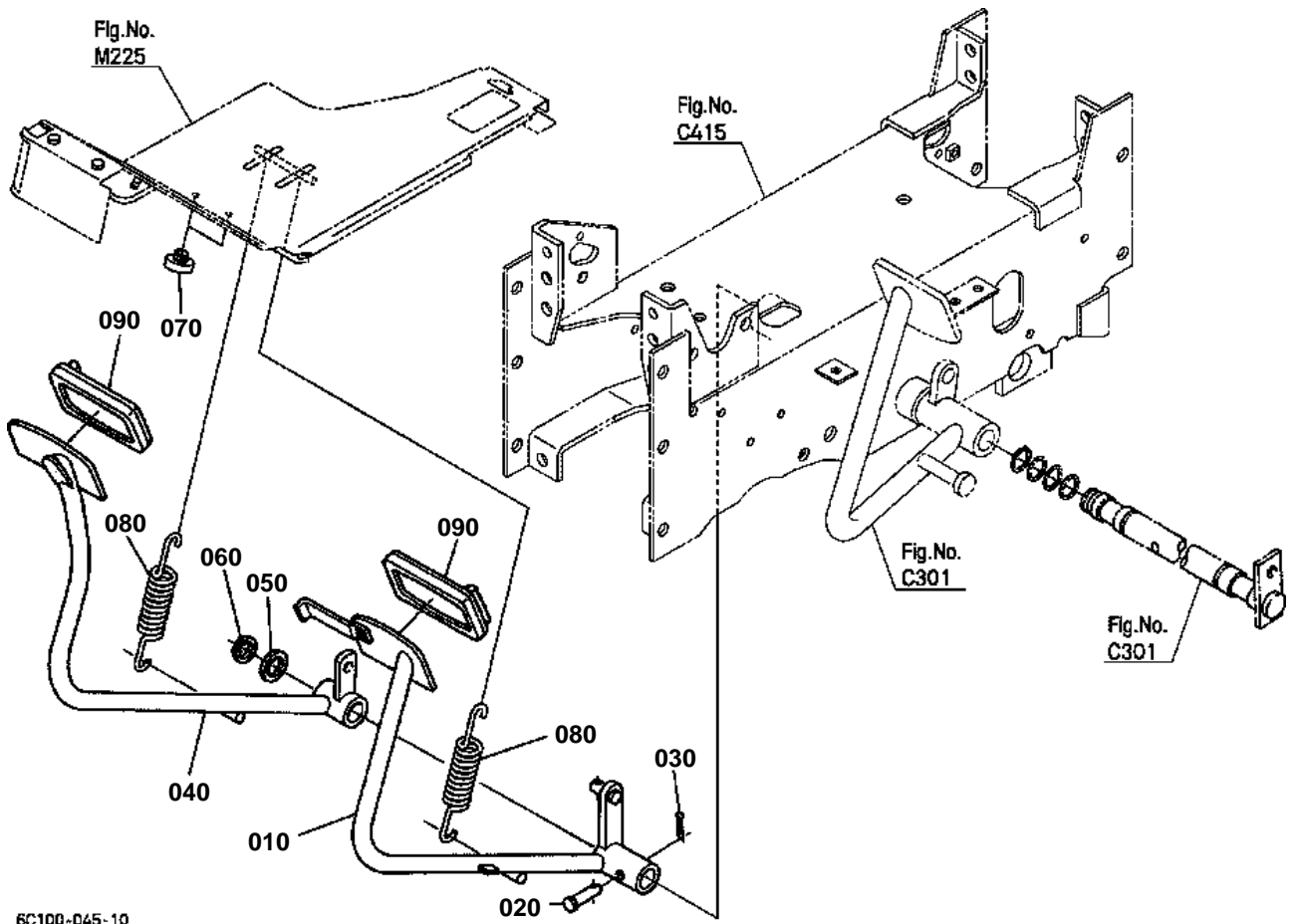


## HYDRAULIC CONTROL LEVER

↔ Interchangeable; ≠ not interchangeable; ← new for old; → old for new

REF.No	Part No.	Description	Q'ty	S.No.	I/C	REMARKS	Weight (kgf)	Weight (lb)
010	6C190-36280	LEVER HYD.CONTROL	1				0.312	0.6864
020	01125-60820	BOLT	1				0.015	0.033
030	31351-36880	GRIP LEVER	1				0.04	0.088

BRAKE PEDAL

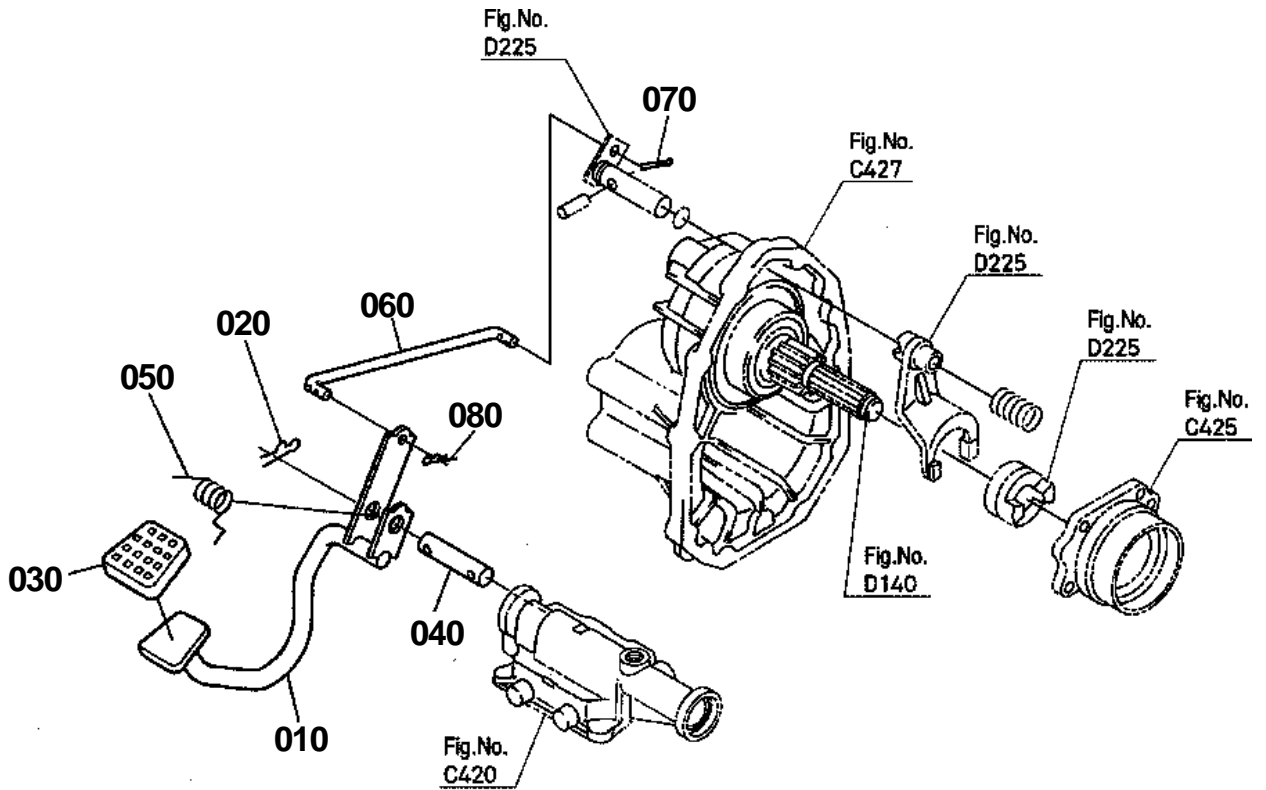


**BRAKE PEDAL**

↔ Interchangeable; ≠ not interchangeable; ← new for old; → old for new

REF.No	Part No.	Description	Q'ty	S.No.	I/C	REMARKS	Weight (kgf)	Weight (lb)
010	6C040-42325	PEDAL BRAKE LH	1				1.75	3.85
020	05122-50840	PIN JOINT	1				0.017	0.0374
030	05511-50218	PIN SPLIT	1				0.001	0.0022
040	6C040-42330	PEDAL BRAKE RH	1				1.77	3.894
050	66591-43233	COLLAR	1				0.004	0.0088
060	04612-00240	CIR CLIP EXTERNAL	1				0.002	0.0044
070	6C040-42342	CUSHION	2				0.005	0.011
080	66621-43270	SPRING BRAKE RETURN	2				0.04	0.088
090	37410-44120	COVER PEDAL	2	<=30557			0	0
090	T2050-44120	COVER PEDAL	2	>=30558	↔		0.07	0.154

DIFFERENTIAL LOCK PEDAL



6C100-046-10

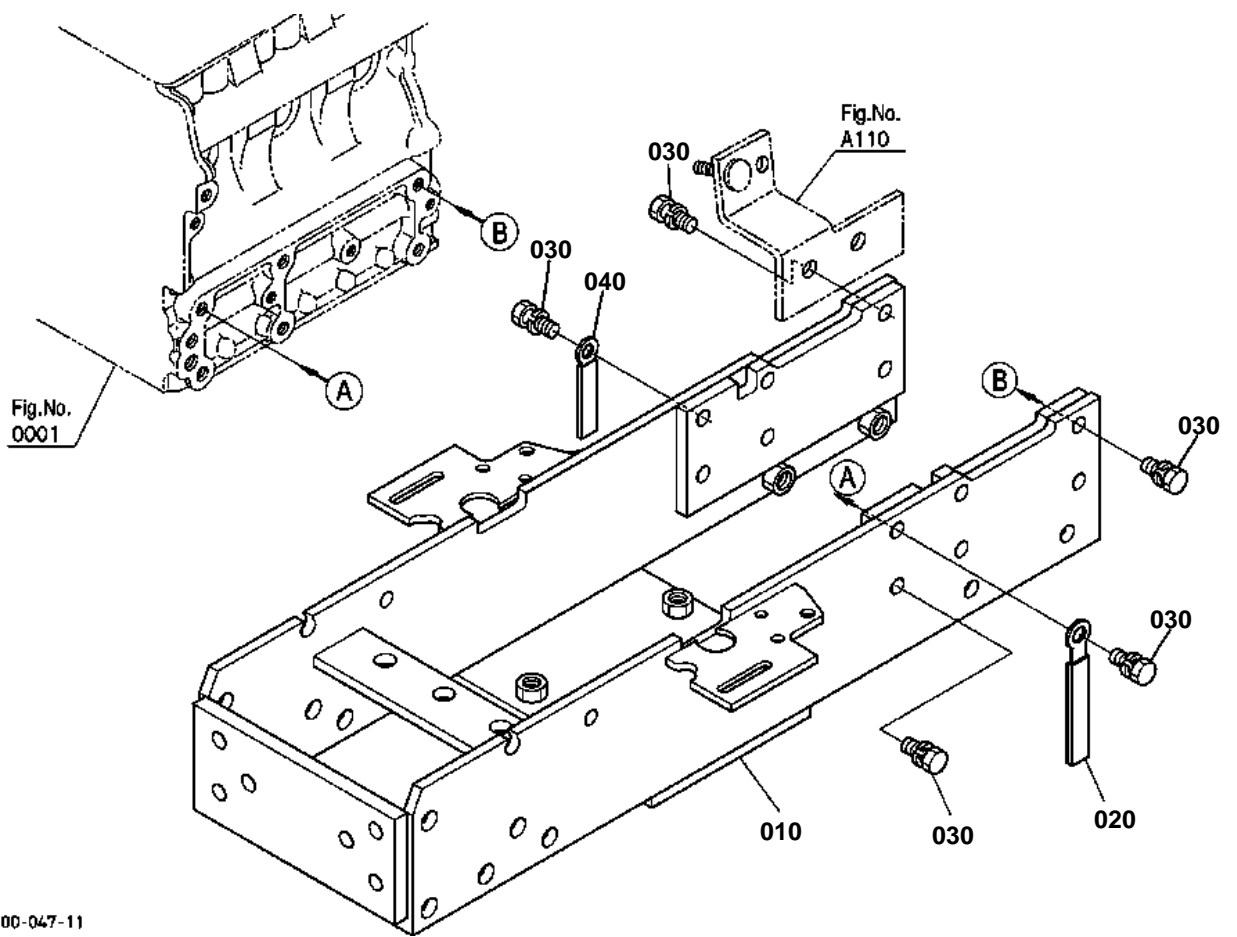


## DIFFERENTIAL LOCK PEDAL

↔ Interchangeable; ≠ not interchangeable; ← new for old; → old for new

REF.No	Part No.	Description	Q'ty	S.No.	I/C	REMARKS	Weight (kgf)	Weight (lb)
010	6C040-42870	PEDAL DIFF.LOCK	1				0.82	1.804
020	05525-51600	PIN SNAP	1				0.003	0.0066
030	37410-42760	COVER PEDAL	1				0.025	0.055
040	6C040-42860	SHAFT FULCRUM	1				0.107	0.2354
050	6C040-42890	SPRING	1				0.043	0.0946
060	6C040-42880	ROD DIFF.LOCK	1				0.1	0.22
070	05511-50215	PIN SPLIT	1				0.001	0.0022
080	05525-50800	PIN SNAP	1				0.001	0.0022

FRONT AXLE FRAME



6C100-047-11



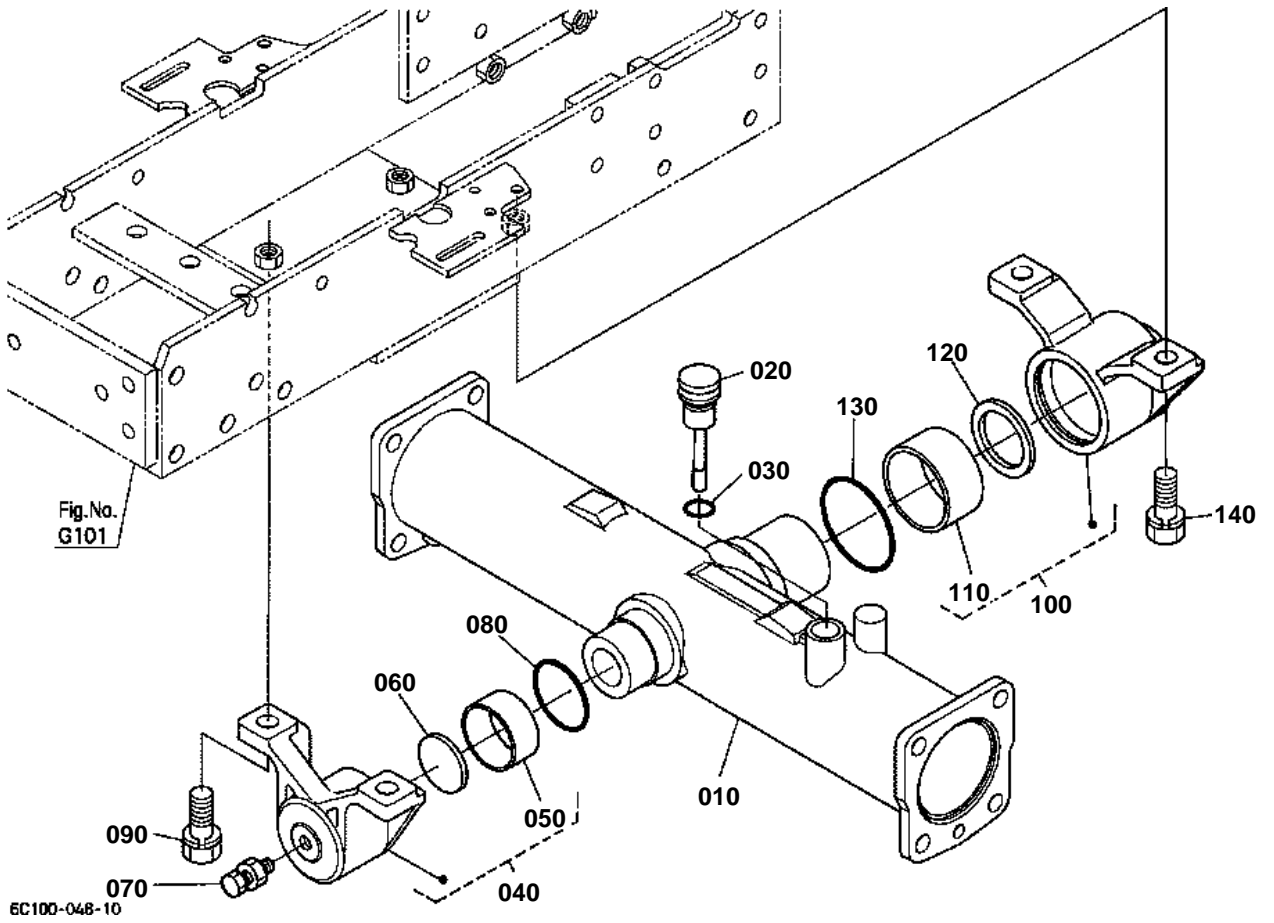


## FRONT AXLE FRAME

↔ Interchangeable; ≠ not interchangeable; ← new for old; → old for new

REF.No	Part No.	Description	Q'ty	S.No.	I/C	REMARKS	Weight (kgf)	Weight (lb)
010	6C090-51210	COMP.FRAME FRONT	1				23.6	51.92
020	35340-29380	CLAMP CORD	1				0.01	0.022
030	01133-51035	BOLT	12				0.03	0.066
040	37150-34460	CLAMP CORD	1				0.004	0.0088

FRONT AXLE CASE



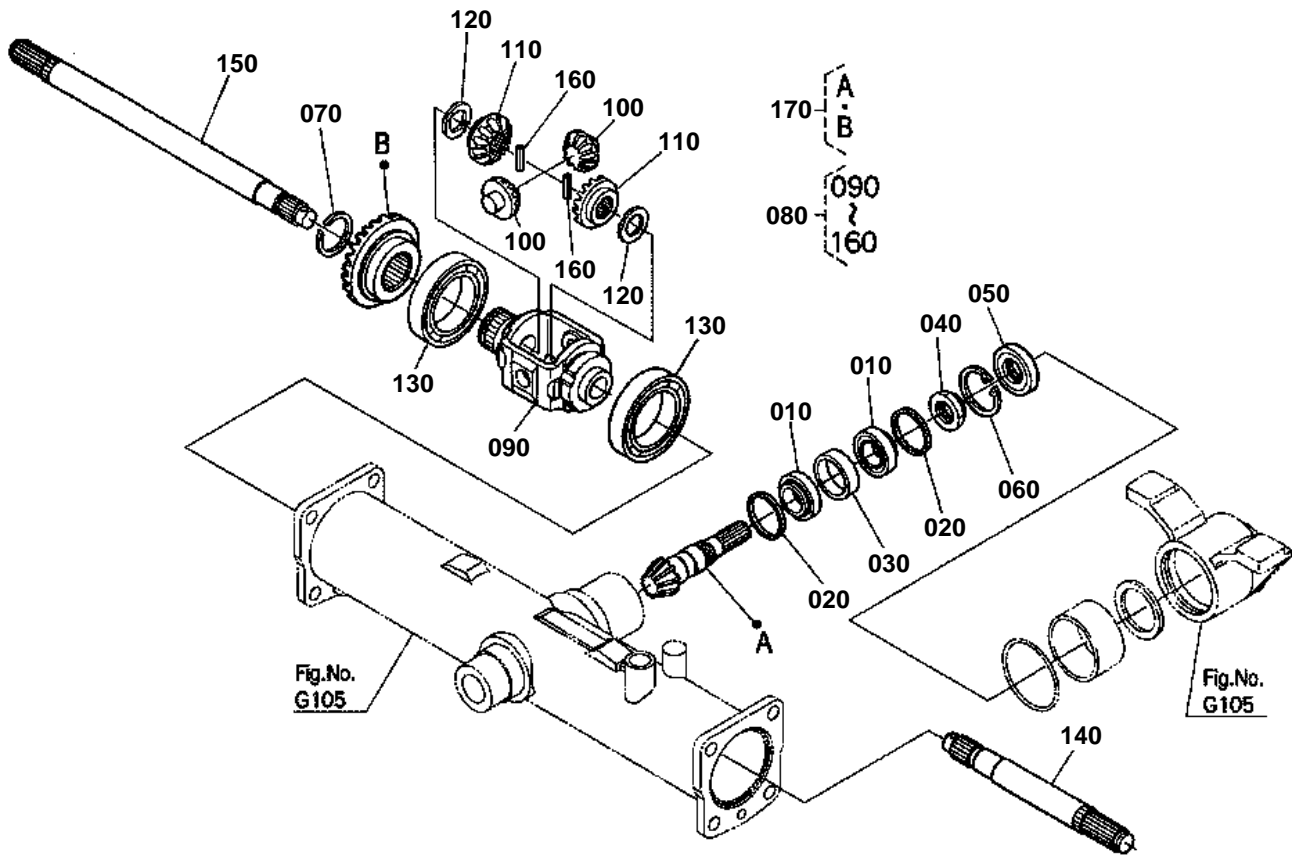


## FRONT AXLE CASE

↔ Interchangeable; ≠ not interchangeable; ← new for old; → old for new

REF.No	Part No.	Description	Q'ty	S.No.	I/C	REMARKS	Weight (kgf)	Weight (lb)
010	6C140-56110	CASE FRONT AXLE	1				7.6	16.72
020	6C040-56123	GAUGE OIL	1				0.024	0.0528
030	04816-00180	O RING	1				0.002	0.0044
040	6C140-56170	ASSY HOLDER	1				1.28	2.816
050	08511-05020	BUSH	1				0.06	0.132
060	37410-56180	COLLAR THRUST	1				0.06	0.132
070	6C040-56170	COMP.BOLT FRONT AXLE	1				0.04	0.088
080	04811-50550	O RING	1				0.002	0.0044
090	01133-51440	BOLT	2				0.07	0.154
100	6C140-56180	ASSY HOLDER	1				1.72	3.784
110	08511-06530	BUSH	1				0.12	0.264
120	6C040-56150	COLLAR THRUST	1				0.02	0.044
130	04811-50700	O RING	1				0.002	0.0044
140	01133-51440	BOLT	2				0.07	0.154

FRONT DIFFERENTIAL



6C120-104-11

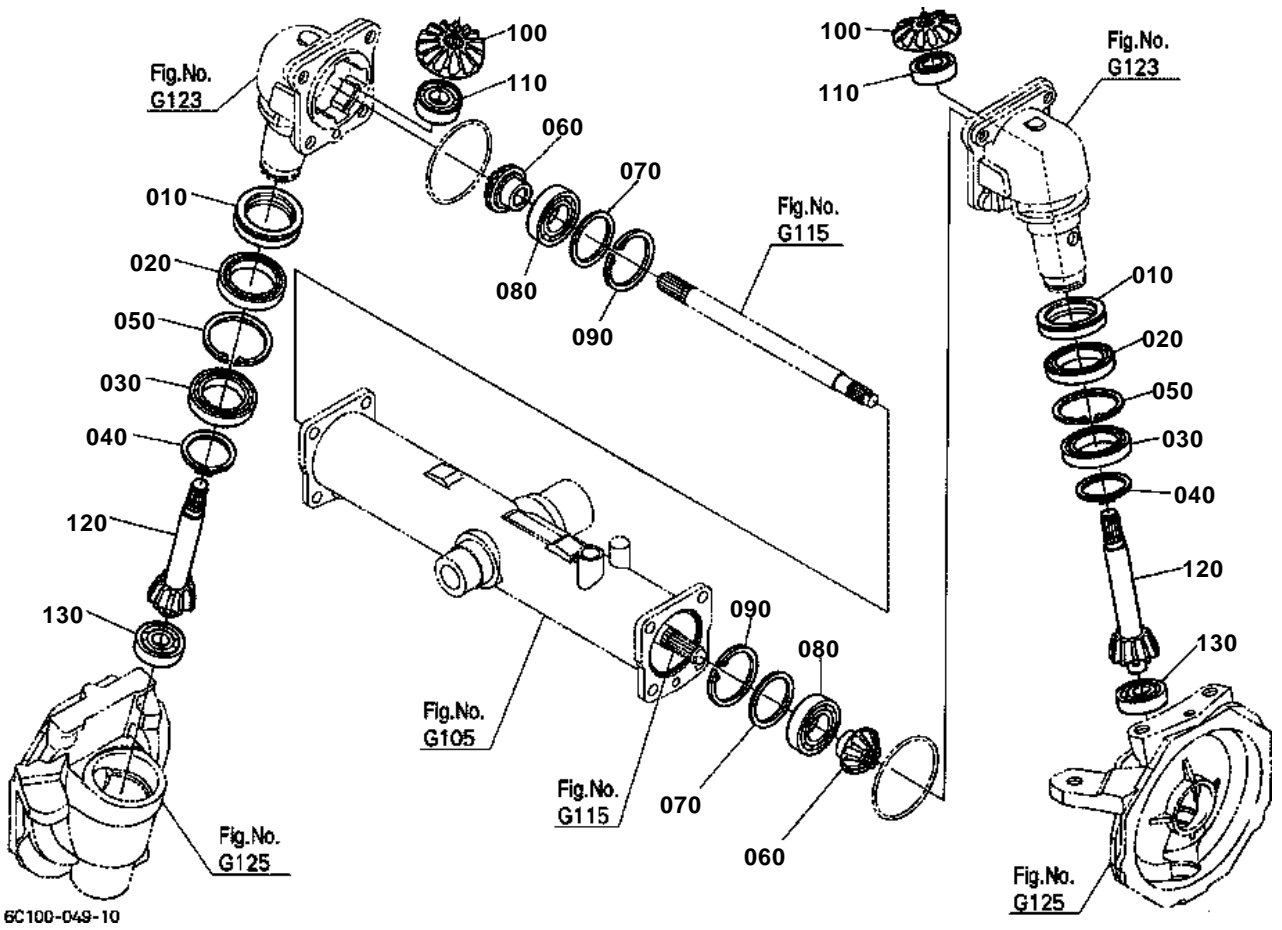


## FRONT DIFFERENTIAL

↔ Interchangeable; ≠ not interchangeable; ← new for old; → old for new

REF.No	Part No.	Description	Q'ty	S.No.	I/C	REMARKS	Weight (kgf)	Weight (lb)
010	08711-30205	BEARING TAPER-ROLLER	2				0.148	0.3256
020	6C040-56620	COLLAR	2			4.5mm	0.01	0.022
020	37410-58120	COLLAR	2			4.0mm	0.01	0.022
020	37410-58130	COLLAR	2			4.1mm	0.01	0.022
020	37410-58140	COLLAR	2			4.2mm	0.01	0.022
020	6C040-56630	COLLAR	2			3.9mm	0.009	0.0198
020	37410-58150	COLLAR	2			3.8mm	0.01	0.022
020	37410-58160	COLLAR	2			3.4mm	0.01	0.022
020	37410-56660	COLLAR	2			4.6mm	0.011	0.0242
020	37410-58170	COLLAR	2			3.6mm	0.01	0.022
020	37410-56680	COLLAR	2			4.4mm	0.015	0.033
030	37410-56690	COLLAR	1				0.04	0.088
040	37410-56710	NUT	1				0.03	0.066
050	09500-20408	SEAL OIL	1				0.012	0.0264
060	04611-00520	CIR CLIP INTERNAL	1				0.009	0.0198
070	6C040-56820	CIR CLIP EXTERNAL	1				0.003	0.0066
080	6A320-56902	ASSY DIFF. FRONT	1				2.91	6.402
090	6A320-56830	CASE DIFF.FRONT	1				0.71	1.562
100	6A320-56860	PINION BEVEL GEAR	2			10T	0.07	0.154
110	6A320-56910	GEAR BEVEL	2			14T	0.11	0.242
120	61361-14330	COLLAR	2				0.007	0.0154
130	08101-06010	BEARING BALL	2				0.262	0.5764
140	6A320-57112	SHAFT YOKE LH	1				0.44	0.968
150	6A320-57122	SHAFT YOKE RH	1				0.82	1.804
160	05411-00520	PIN SPRING	2				0.002	0.0044
170	6C120-97962	KIT GEAR BEVEL	1			10-23T	0.84	1.848

# DIFFERENTIAL GEAR SHAFT



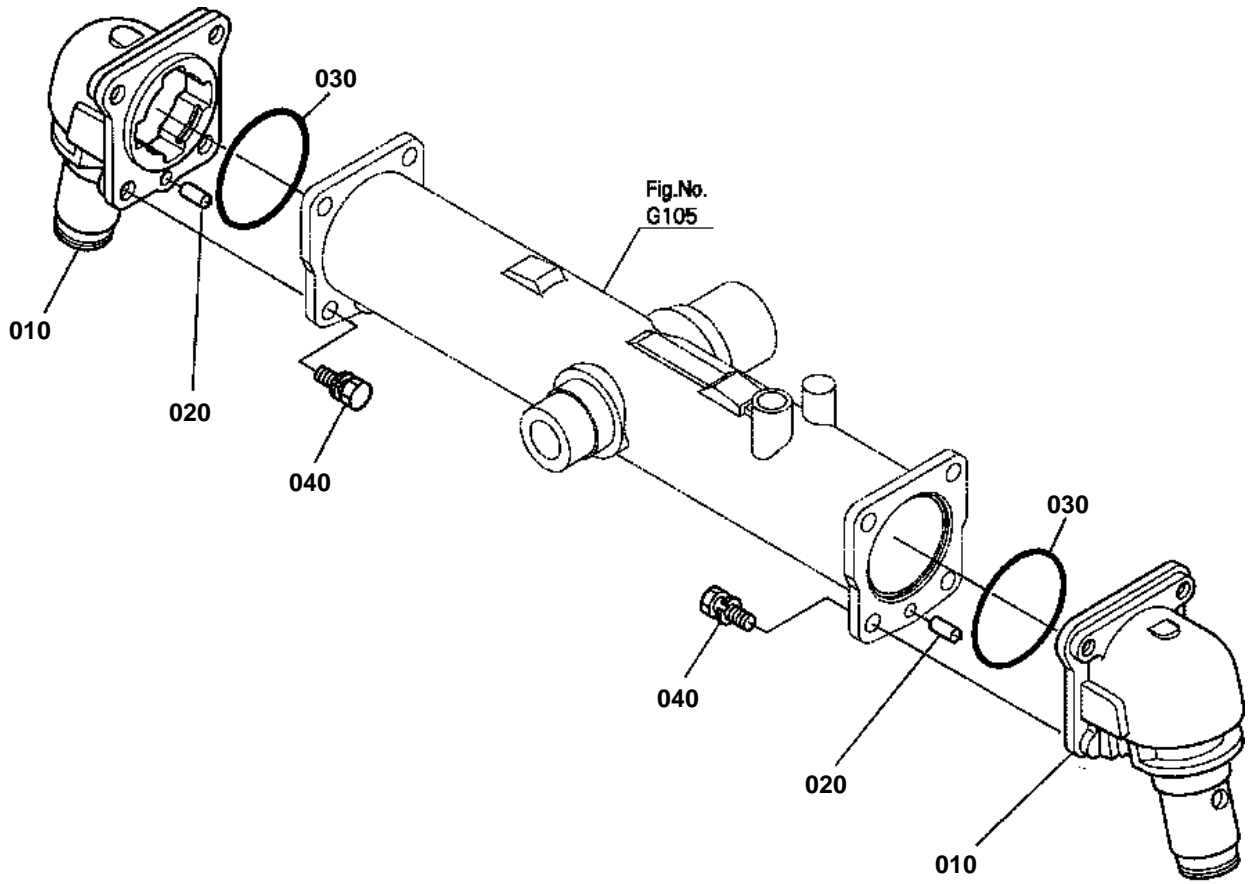


## DIFFERENTIAL GEAR SHAFT

↔ Interchangeable; ≠ not interchangeable; ← new for old; → old for new

REF.No	Part No.	Description	Q'ty	S.No.	I/C	REMARKS	Weight (kgf)	Weight (lb)
010	6C190-56220	SEAL OIL	2				0.056	0.1232
020	08101-06910	BEARING BALL	2				0.14	0.308
030	08101-06909	BEARING BALL	2				0.135	0.297
040	04612-00450	CIR CLIP EXTERNAL	2				0.007	0.0154
050	04611-00680	CIR CLIP INTERNAL	2				0.016	0.0352
060	6A320-57132	GEAR BEVEL F	2			10T	0.16	0.352
070	6C040-57130	SHIM	2			1.0mm	0.008	0.0176
070	6C040-57140	SHIM	2			0.8mm	0.006	0.0132
070	6C040-57150	SHIM	2			1.2mm	0.009	0.0198
070	6C040-57160	SHIM	2			1.4mm	0.011	0.0242
080	08101-06206	BEARING BALL	2				0.196	0.4312
090	04611-00620	CIR CLIP INTERNAL	2				0.011	0.0242
100	6A320-57180	GEAR BEVEL F	2			16T	0.28	0.616
110	08101-06204	BEARING BALL	2				0.102	0.2244
120	6A320-57210	SHAFT BEVEL GEAR	2			9T	0.65	1.43
130	08101-06304	BEARING BALL	2				0.146	0.3212

BEVEL GEAR CASE



6C100-050-10



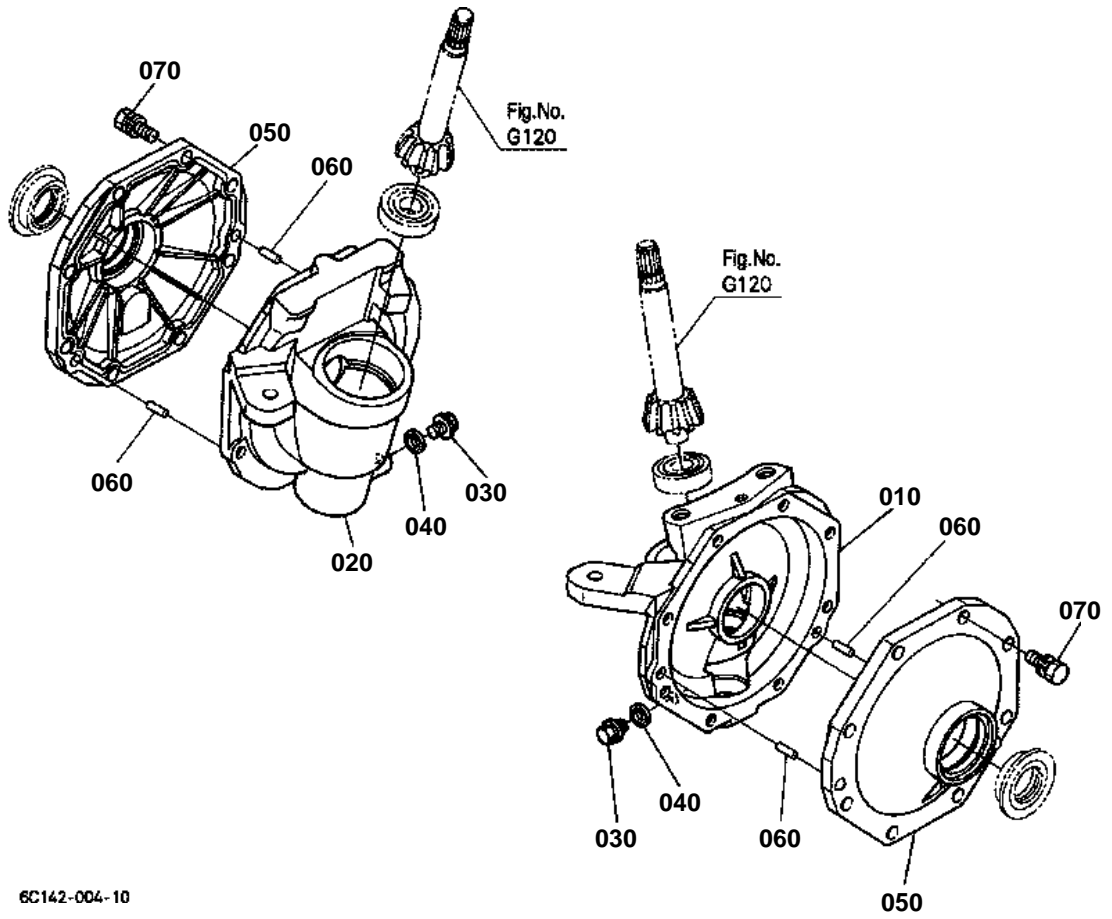


## BEVEL GEAR CASE

↔ Interchangeable; ≠ not interchangeable; ← new for old; → old for new

REF.No	Part No.	Description	Q'ty	S.No.	I/C	REMARKS	Weight (kgf)	Weight (lb)
010	6C190-56210	CASE BEVEL GEAR	2				0	0
020	05012-01020	PIN STRAIGHT	2				0.013	0.0286
030	04811-50850	O RING	2				0.003	0.0066
040	01133-51230	BOLT	8				0.04	0.088

FRONT AXLE CASE



6C142-004-10

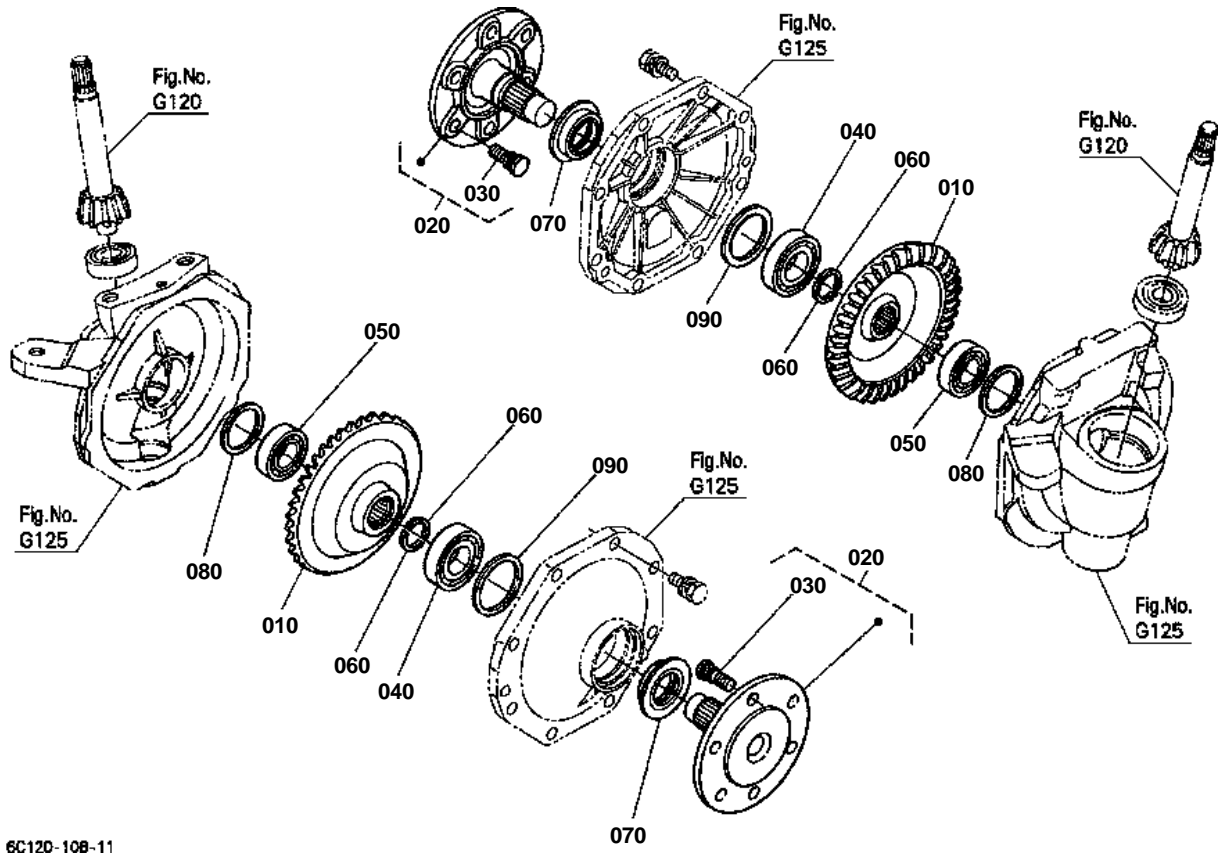


## FRONT AXLE CASE

↔ Interchangeable; ≠ not interchangeable; ← new for old; → old for new

REF.No	Part No.	Description	Q'ty	S.No.	I/C	REMARKS	Weight (kgf)	Weight (lb)
010	6C120-56313	CASE GEAR LH	1				4.54	9.988
020	6C120-56323	CASE GEAR RH	1				4.45	9.79
030	01774-51010	BOLT FLANGE	2				0.08	0.176
040	04717-01000	WASHER WITH RUBBER	2				0.001	0.0022
050	6A320-56343	COVER GEAR CASE	2				0.7	1.54
060	05012-01020	PIN STRAIGHT	4				0.013	0.0286
070	01133-51028	BOLT	16				0.027	0.0594

FRONT AXLE



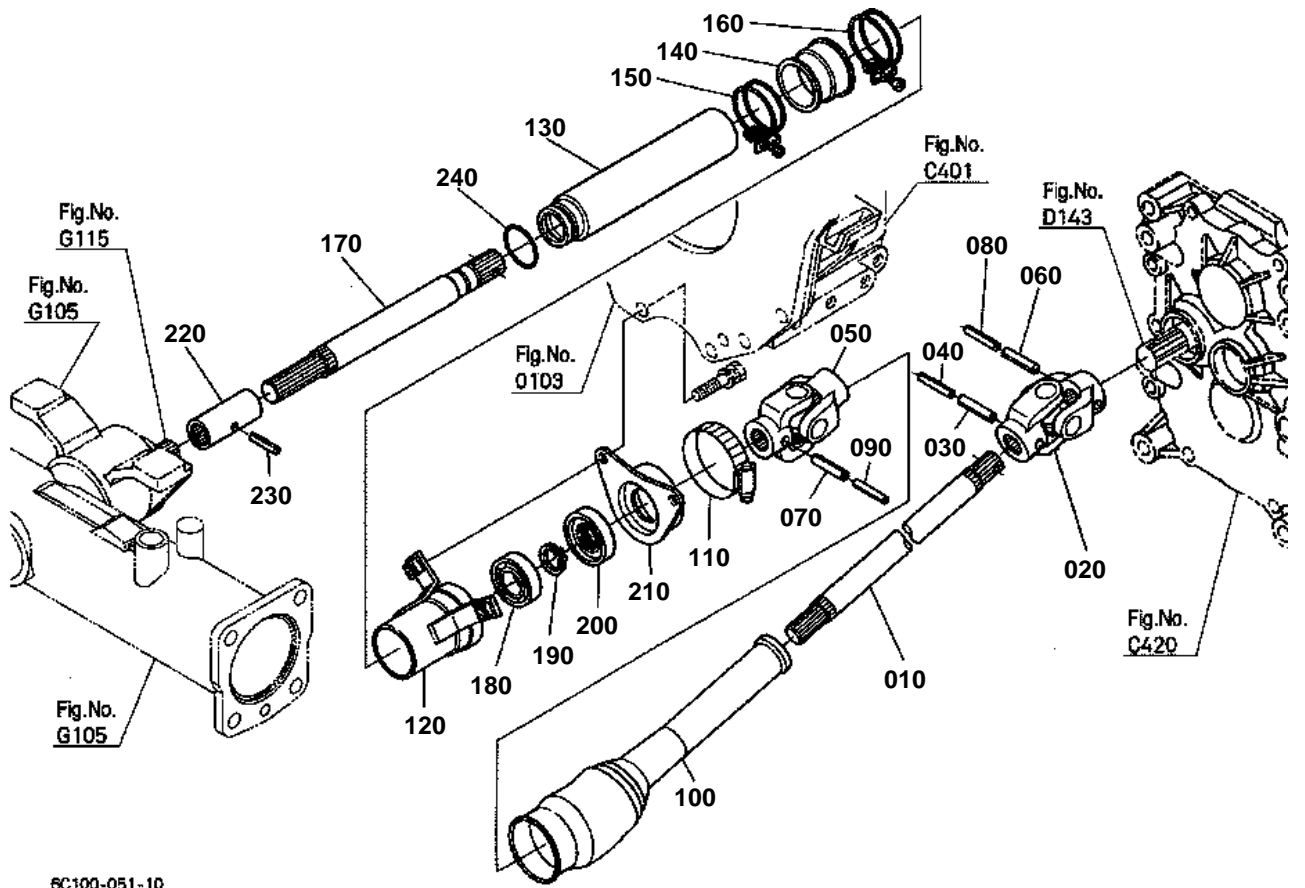
6C12D-108-11

**FRONT AXLE**

↔ Interchangeable; ≠ not interchangeable; ← new for old; → old for new

REF.No	Part No.	Description	Q'ty	S.No.	I/C	REMARKS	Weight (kgf)	Weight (lb)
010	6A320-57310	GEAR BEVEL	2			38T	2.05	4.51
020	6A100-57300	ASSY SHAFT F.AXLE	2				1.5	3.3
030	6C040-57330	BOLT	12				0.035	0.077
040	08101-06206	BEARING BALL	2				0.196	0.4312
050	08101-06205	BEARING BALL	2				0.14	0.308
060	67156-56820	COLLAR SET	4				0.004	0.0088
070	37410-57340	SEAL OIL	2				0.045	0.099
080	66706-14350	SHIM SHAFT	2			1.0mm	0.004	0.0088
080	31353-43160	SHIM	2			0.8mm	0.01	0.022
080	31353-43180	SHIM	2			1.2mm	0.003	0.0066
090	6C040-57130	SHIM	2			1.0mm	0.008	0.0176
090	6C040-57140	SHIM	2			0.8mm	0.006	0.0132
090	6C040-57150	SHIM	2			1.2mm	0.009	0.0198
090	6C040-57160	SHIM	2			1.4mm	0.011	0.0242

FRONT DRIVE SHAFT



6C100-051-10

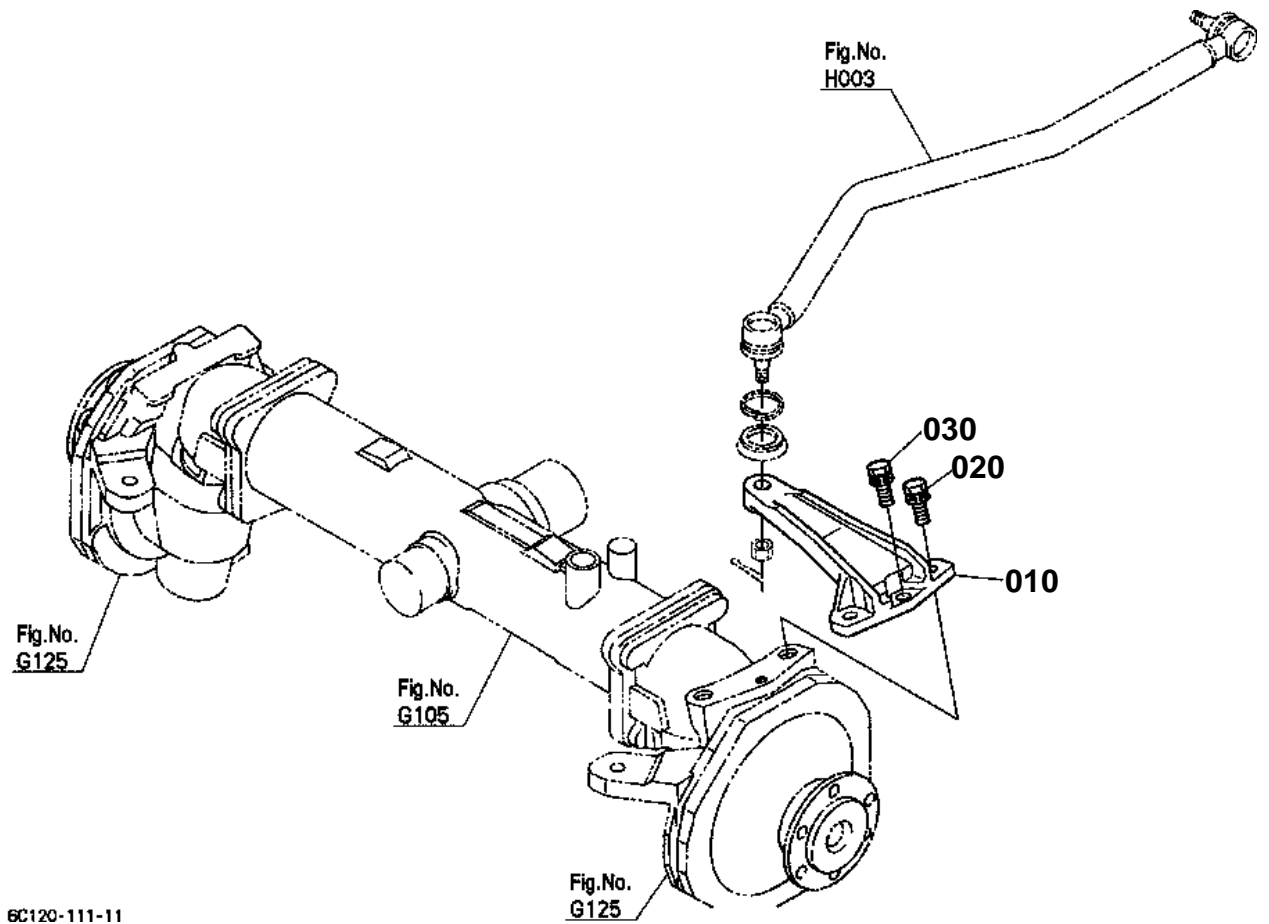


## FRONT DRIVE SHAFT

↔ Interchangeable; ≠ not interchangeable; ← new for old; → old for new

REF.No	Part No.	Description	Q'ty	S.No.	I/C	REMARKS	Weight (kgf)	Weight (lb)
010	6C040-57512	SHAFT DRIVE	1				1.43	3.146
020	6C040-57500	ASSY JOINT UNIVERSAL	1				0.6	1.32
030	05411-00640	PIN SPRING	1				0.006	0.0132
040	32721-57680	PIN SPRING	1				0.002	0.0044
050	6C040-57542	ASSY JOINT UNIVERSAL	1				0.69	1.518
060	05411-00640	PIN SPRING	1				0.006	0.0132
070	05411-00640	PIN SPRING	1				0.006	0.0132
080	32721-57680	PIN SPRING	1				0.002	0.0044
090	32721-57680	PIN SPRING	1				0.002	0.0044
100	6C040-57550	COVER	1				0.04	0.088
110	66103-58310	BAND	1				0.02	0.044
120	6C040-57610	COVER FRONT SHAFT	1				0.248	0.5456
130	6C040-57662	COVER FRONT SHAFT	1				0.25	0.55
140	6C040-57650	COVER FRONT SHAFT	1				0.035	0.077
150	09318-89052	CLAMP HOSE	1				0.03	0.066
160	09318-89058	CLAMP HOSE	1				0.028	0.0616
170	6C040-57622	SHAFT FRONT DRIVE	1				0.73	1.606
180	08141-06204	BEARING BALL	1				0.101	0.2222
190	04612-00200	CIR CLIP EXTERNAL	1				0.001	0.0022
200	6C040-57630	SEAL OIL	1				0.025	0.055
210	6C040-57640	SUPPORT	1				0.14	0.308
220	T0070-14710	COUPLING	1				0.16	0.352
230	05411-00430	PIN SPRING	1				0.002	0.0044
240	04816-06370	O RING	1				0.003	0.0066

KNUCKLE ARM



6C120-111-11



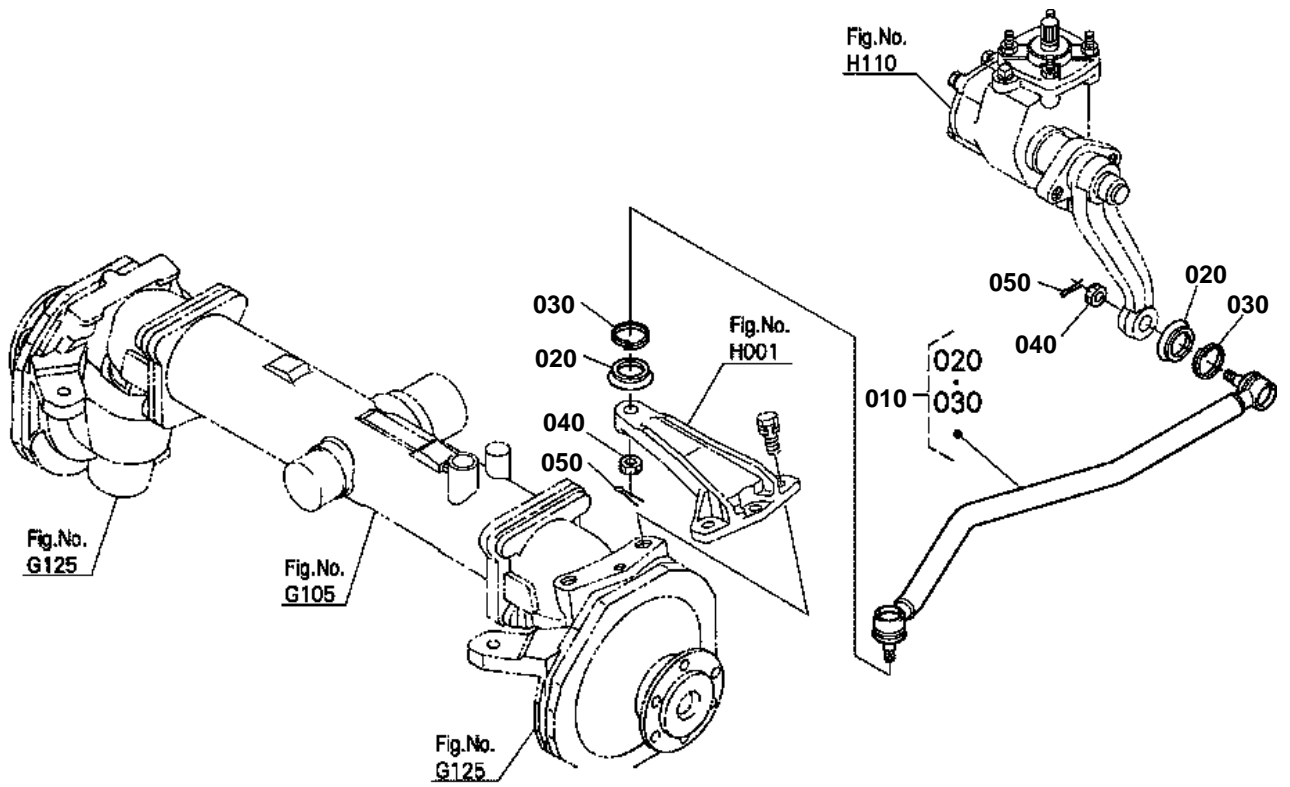


# KNUCKLE ARM

↔ Interchangeable; ≠ not interchangeable; ← new for old; → old for new

REF.No	Part No.	Description	Q'ty	S.No.	I/C	REMARKS	Weight (kgf)	Weight (lb)
010	6C120-56410	ARM KNUCKLE	1				1.48	3.256
020	01138-61235	BOLT	2				0.02	0.044
030	01133-51025	BOLT	1				0.023	0.0506

DRAG LINK



6C100-052-10

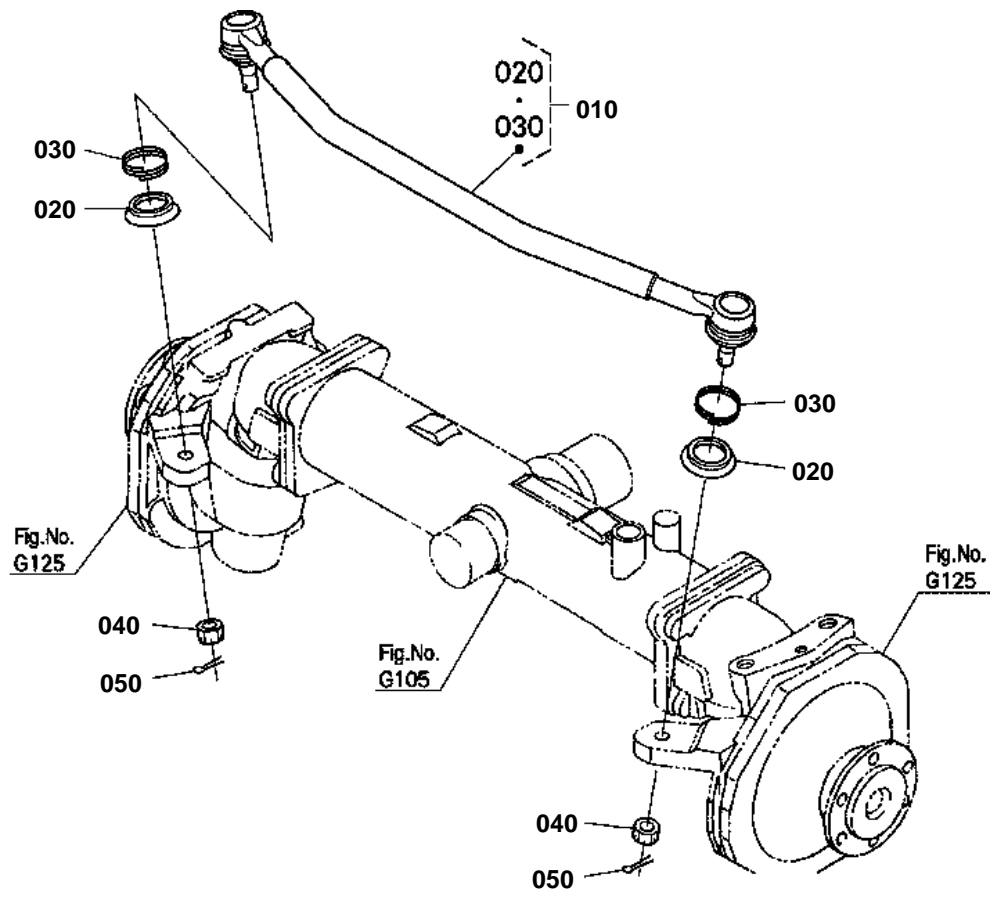


## DRAG LINK

↔ Interchangeable; ≠ not interchangeable; ← new for old; → old for new

REF.No	Part No.	Description	Q'ty	S.No.	I/C	REMARKS	Weight (kgf)	Weight (lb)
010	6C140-57712	ASSY LINK DRAG	1				2.55	5.61
020	67121-56560	COVER DUST	2				0.008	0.0176
030	67121-56570	CLIP	2				0.003	0.0066
040	66591-56780	NUT	2				0.01	0.022
050	05511-52528	PIN SPLIT	2				0.001	0.0022

TIE ROD



6C120-113-11

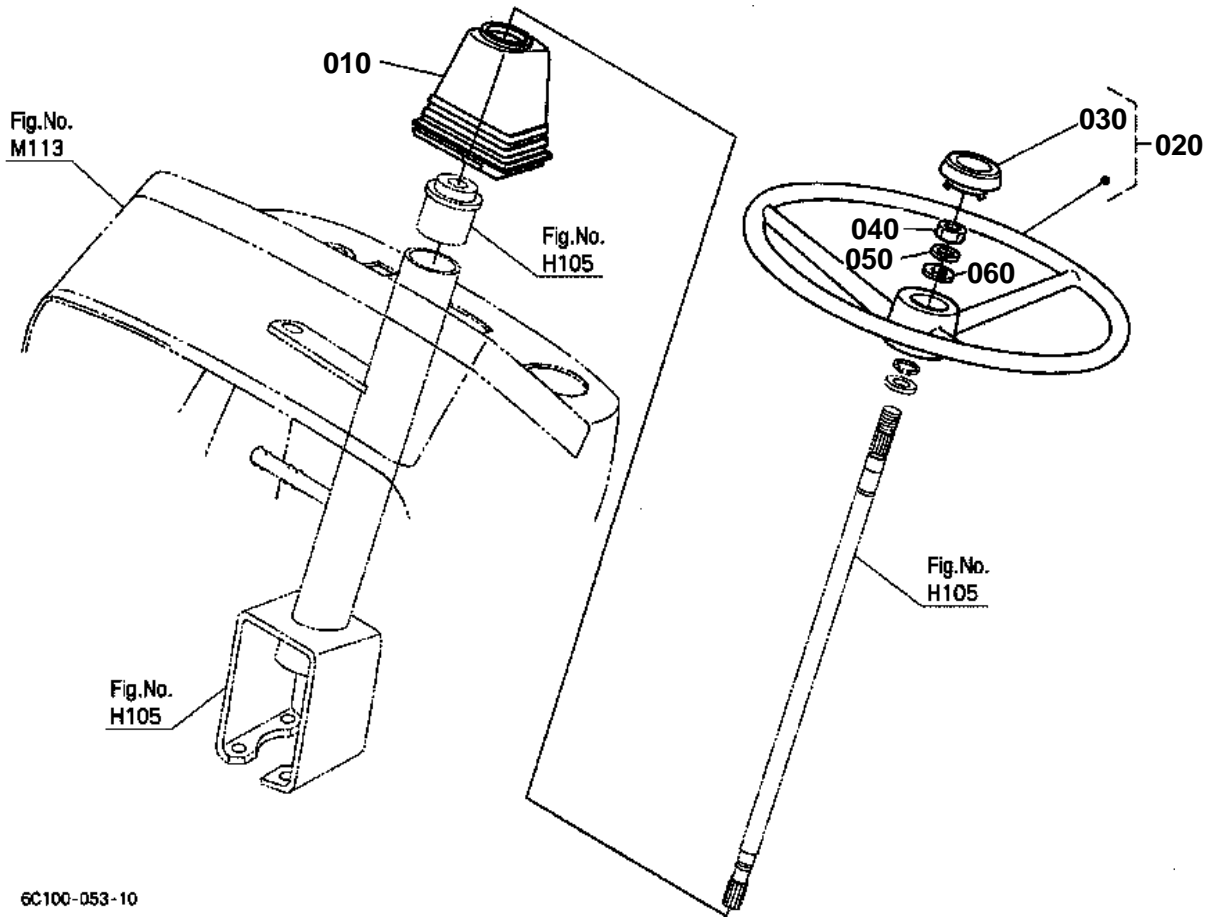


# TIE ROD

↔ Interchangeable; ≠ not interchangeable; ← new for old; → old for new

REF.No	Part No.	Description	Q'ty	S.No.	I/C	REMARKS	Weight (kgf)	Weight (lb)
010	6C120-56420	ASSY ROD TIE	1				2.41	5.302
020	67121-56560	COVER DUST	2				0.008	0.0176
030	67121-56570	CLIP	2				0.003	0.0066
040	66591-56780	NUT	2				0.01	0.022
050	05511-52520	PIN SPLIT	2				0.001	0.0022

STEERING HANDLE



6C100-053-10

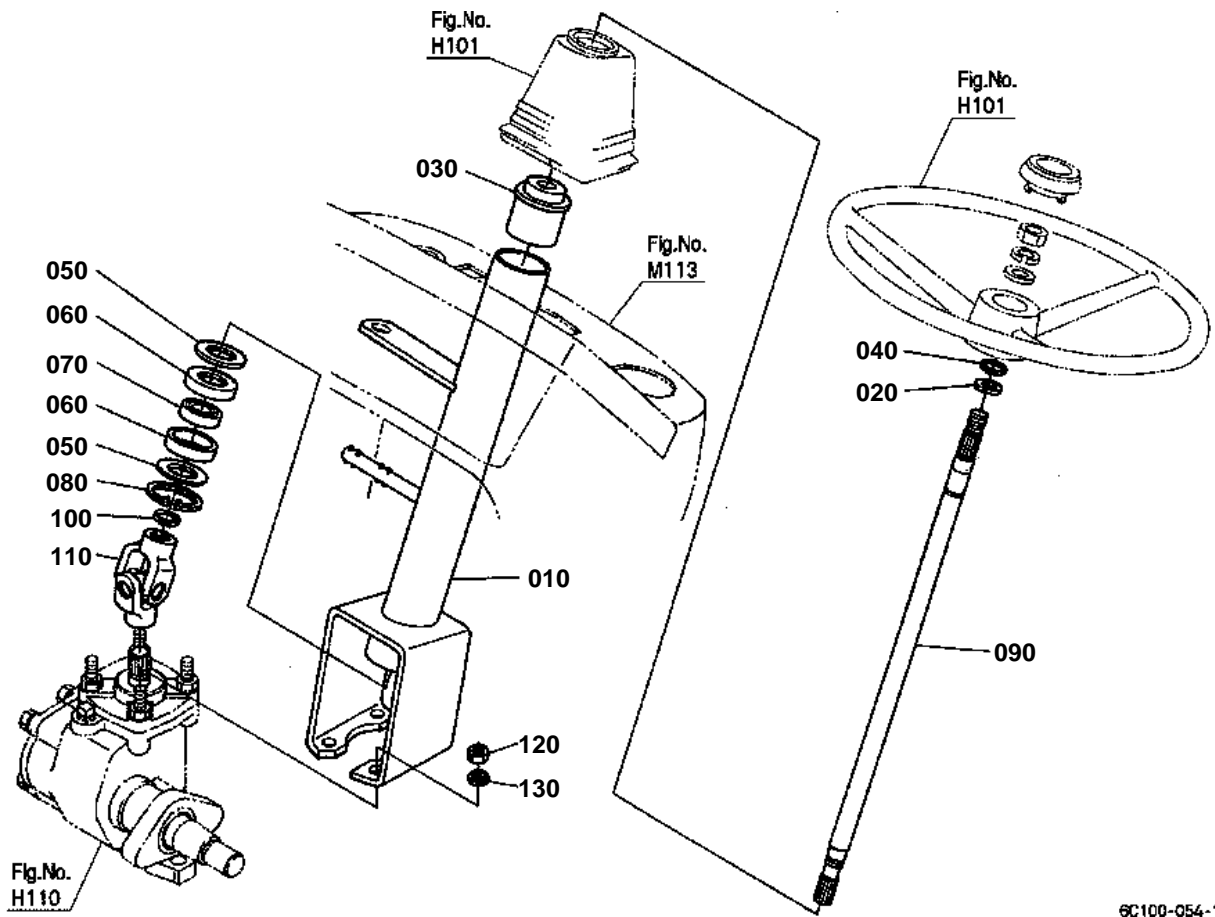


## STEERING HANDLE

↔ Interchangeable; ≠ not interchangeable; ← new for old; → old for new

REF.No	Part No.	Description	Q'ty	S.No.	I/C	REMARKS	Weight (kgf)	Weight (lb)
010	6C040-53553	BOOT STEERING	1				0.075	0.165
020	32400-16800	ASSY WHEEL STEERING	1				1.96	4.312
030	32400-16820	PAD STEERING	1				0.05	0.11
040	02172-50120	NUT	1				0.01	0.022
050	04512-60120	WASHER SPRING	1				0.005	0.011
060	04013-60120	WASHER PLAIN	1				0.01	0.022

# STEERING POST



6C100-054-10



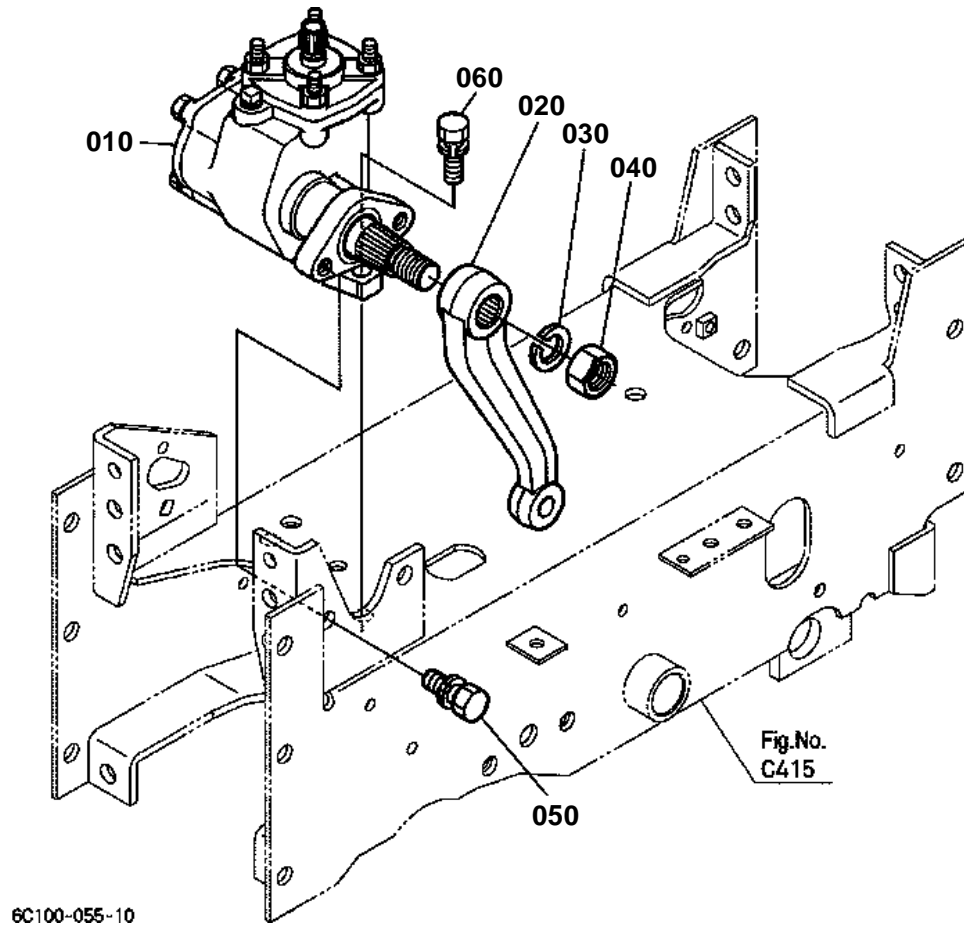


## STEERING POST

↔ Interchangeable; ≠ not interchangeable; ← new for old; → old for new

REF.No	Part No.	Description	Q'ty	S.No.	I/C	REMARKS	Weight (kgf)	Weight (lb)
010	6C090-41325	POST STEERING	1				1.72	3.784
020	04013-60160	WASHER PLAIN	1				0.01	0.022
030	6C040-41510	BUSH	1				0.035	0.077
040	04612-00160	CIR CLIP EXTERNAL	1				0.001	0.0022
050	6C040-41390	COLLAR	2				0.007	0.0154
060	6C040-41523	COVER BEARING	2				0.007	0.0154
070	08121-06002	BEARING BALL	1				0.03	0.066
080	04611-00420	CIR CLIP INTERNAL	1				0.006	0.0132
090	6C090-41343	SHAFT STEERING	1				0.66	1.452
100	04612-00150	CIR CLIP EXTERNAL	1				0.001	0.0022
110	6C040-41330	JOINT UNIVERSAL	1				0.29	0.638
120	02156-50080	NUT	4				0.004	0.0088
130	04512-60080	WASHER SPRING	4				0.002	0.0044

STEERING CONTROLLER



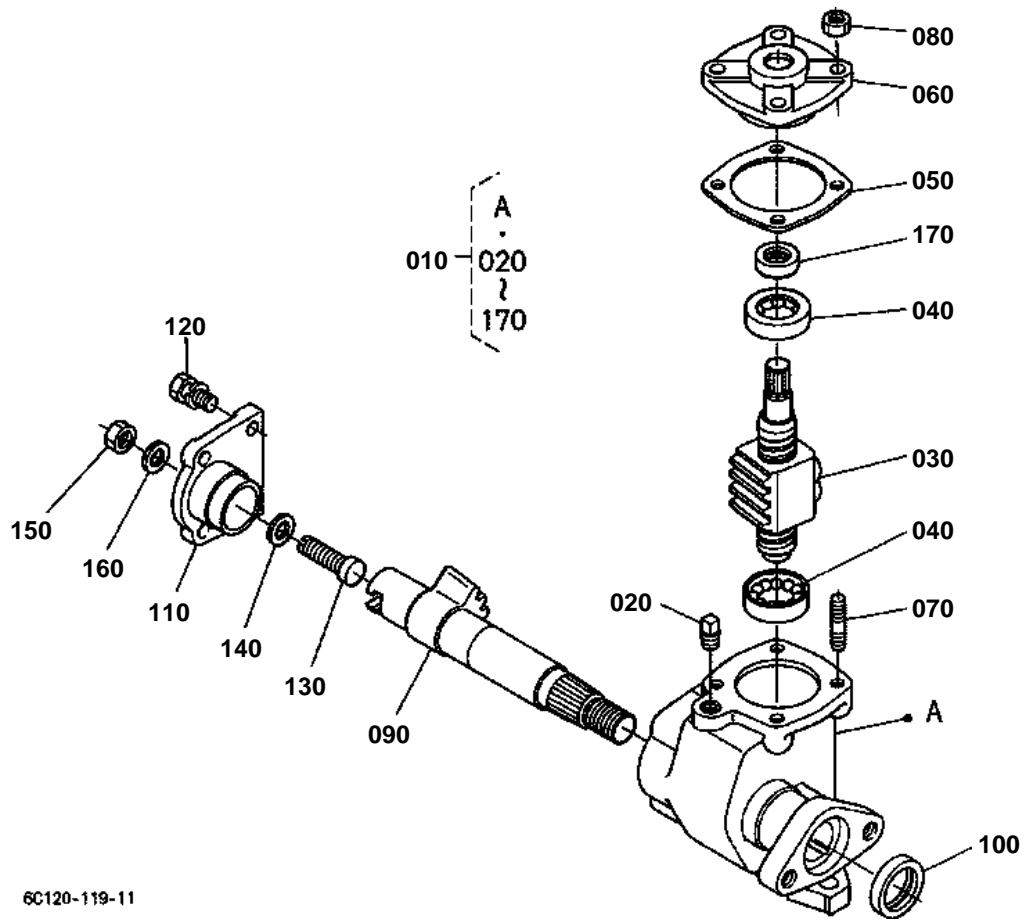


## STEERING CONTROLLER

↔ Interchangeable; ≠ not interchangeable; ← new for old; → old for new

REF.No	Part No.	Description	Q'ty	S.No.	I/C	REMARKS	Weight (kgf)	Weight (lb)
010	6C110-41100	ASSY STEERING	1				5.2	11.44
020	6C110-41210	ARM PITMAN	1				0.6	1.32
030	04512-60200	WASHER SPRING	1				0.02	0.044
040	02172-50200	NUT	1				0.03	0.066
050	01133-51230	BOLT	2				0.04	0.088
060	01133-51235	BOLT	2				0.043	0.0946

STEERING CONTROLLER [COMPONENT PARTS]





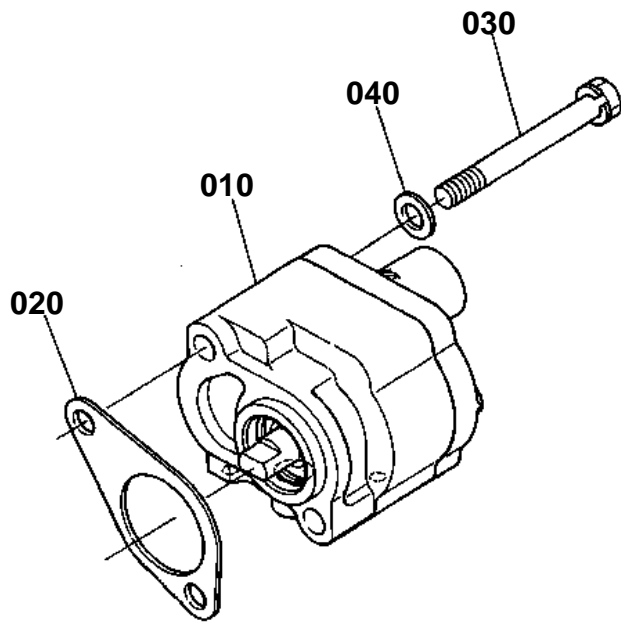
# STEERING CONTROLLER [COMPONENT PARTS]

↔ Interchangeable; ≠ not interchangeable; ← new for old; → old for new

REF.No	Part No.	Description	Q'ty	S.No.	I/C	REMARKS	Weight (kgf)	Weight (lb)
010	6C110-41100	ASSY STEERING	1				5.2	11.44
020	06312-10020	PLUG	1				0.016	0.0352
030	6C090-41200	COMP.NUT BALL	1				0.6	1.32
040	38260-16210	BEARING BALL	2				0.06	0.132
050	6C090-41260	SHIM	1			0.05mm	0.001	0.0022
050	6C090-41270	SHIM	1			0.08mm	0.001	0.0022
050	6C090-41280	SHIM	1			0.10mm	0.001	0.0022
050	6C090-41290	SHIM	1			0.20mm	0.001	0.0022
060	6C090-41130	COVER STEERING	1				0.31	0.682
070	6C090-41120	STUD	4				0.013	0.0286
080	02156-50080	NUT	4				0.004	0.0088
090	6C090-41250	SHAFT SECTOR	1				0.9	1.98
100	09500-26387	SEAL OIL	1				0.008	0.0176
110	6C090-41160	COVER STEERING	1				0.432	0.9504
120	01123-50822	BOLT	4				0.012	0.0264
130	6C090-41310	BOLT SECTOR SHAFT	1				0.03	0.066
140	34150-16440	COLLAR ADJUSTING	1			1.5+0.015mm to +0.035mm	0.002	0.0044
140	34150-16450	COLLAR ADJUSTING	1			1.5+0.045mm to +0.065mm	0.002	0.0044
140	34150-16460	COLLAR ADJUSTING	1			1.5+0.075mm to +0.095mm	0.002	0.0044
140	34150-16470	COLLAR ADJUSTING	1			1.5+0.105mm to +0.125mm	0.002	0.0044
140	34150-16480	COLLAR ADJUSTING	1			1.5+0.135mm to +0.155mm	0.002	0.0044
150	02018-50100	NUT	1				0.011	0.0242
160	31351-16250	WASHER SEAL	1				0.015	0.033
170	09500-16287	SEAL OIL	1				0.01	0.022

HYDRAULIC PUMP

---



6C090-034-10

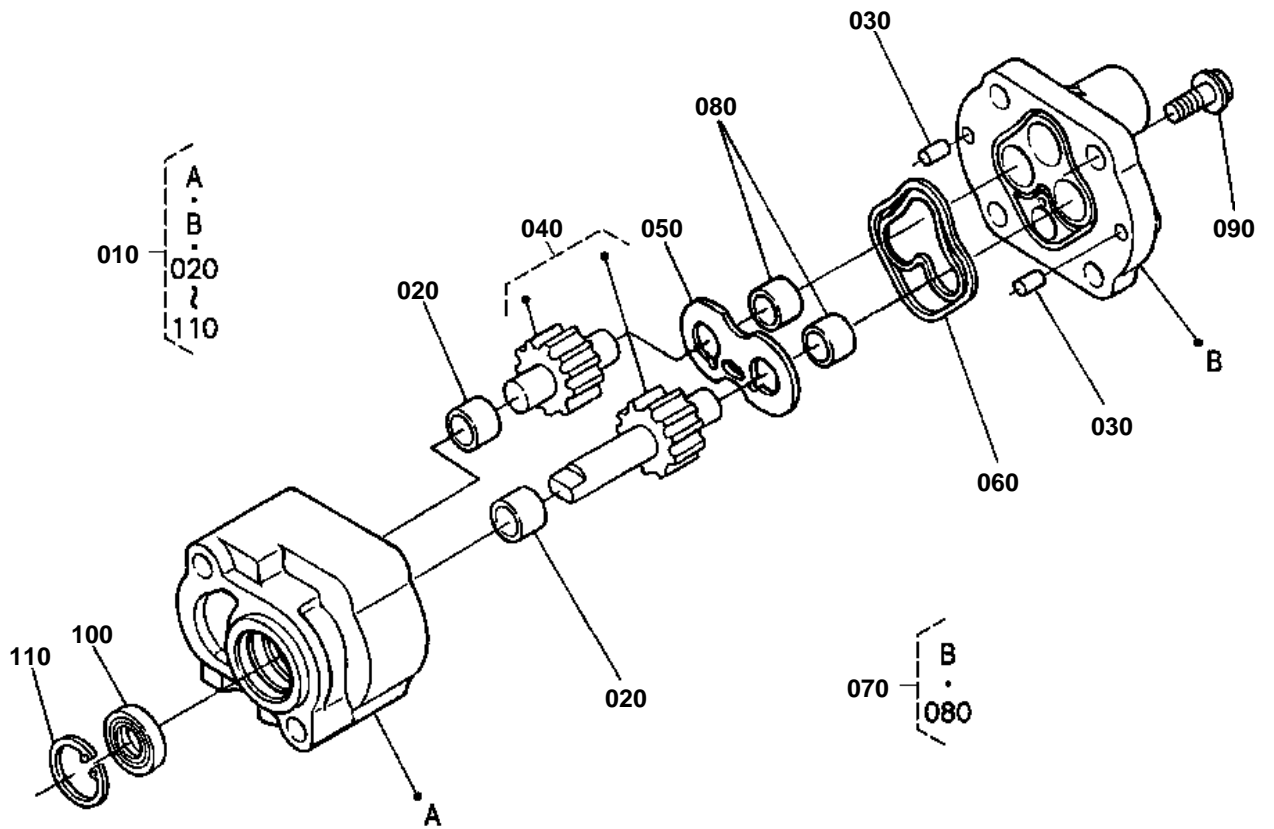


# HYDRAULIC PUMP

↔ Interchangeable; ≠ not interchangeable; ← new for old; → old for new

REF.No	Part No.	Description	Q'ty	S.No.	I/C	REMARKS	Weight (kgf)	Weight (lb)
010	6C090-36304	ASSY PUMP HYDRAULIC	1				1.23	2.706
020	15841-83112	GASKET	1				0.002	0.0044
030	01123-50880	BOLT	2				0.03	0.066
040	04013-60080	WASHER PLAIN	2				0.002	0.0044

HYDRAULIC PUMP [COMPONENT PARTS]



6C080-035-15



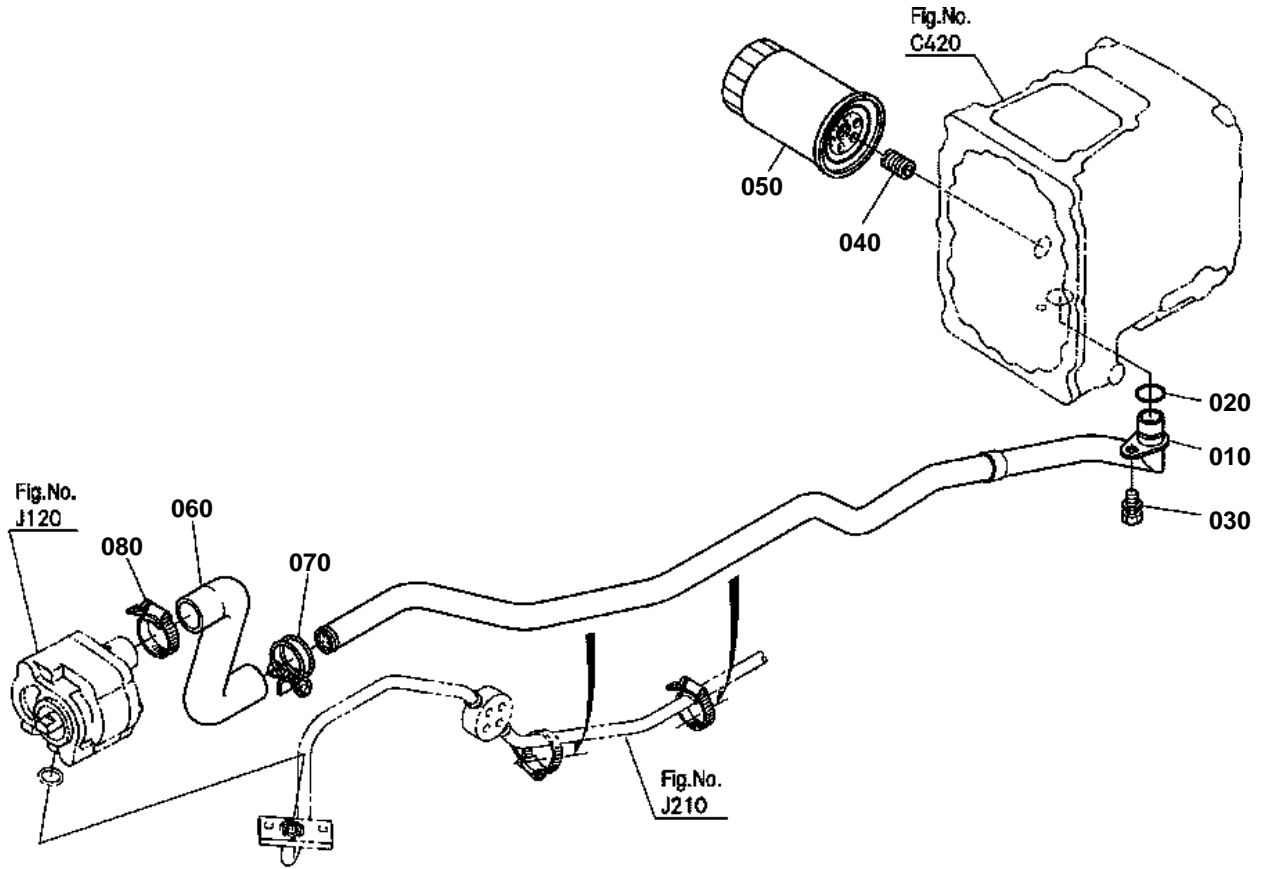


## HYDRAULIC PUMP [COMPONENT PARTS]

↔ Interchangeable; ≠ not interchangeable; ← new for old; → old for new

REF.No	Part No.	Description	Q'ty	S.No.	I/C	REMARKS	Weight (kgf)	Weight (lb)
010	6C090-36304	ASSY PUMP HYDRAULIC	1				1.23	2.706
020	6A100-37232	BUSH	2				0.005	0.011
030	05012-00814	PIN STRAIGHT	2				0.006	0.0132
040	6C090-37202	COMP.GEAR HYD.PUMP	1				0.3	0.66
050	6C140-36350	PLATE SIDE	1				0.05	0.11
060	6C040-36344	RING DOUBLE	1				0.003	0.0066
070	6C140-37400	COMP.COVER	1				0.23	0.506
080	6A100-37232	BUSH	2				0.005	0.011
090	01754-51030	BOLT FLANGE	2				0.03	0.066
100	31381-76390	SEAL OIL	1				0.01	0.022
110	04611-00300	CIR CLIP INTERNAL	1				0.004	0.0088

HYDRAULIC OIL LINE(SUCTION)



6C100-057-10

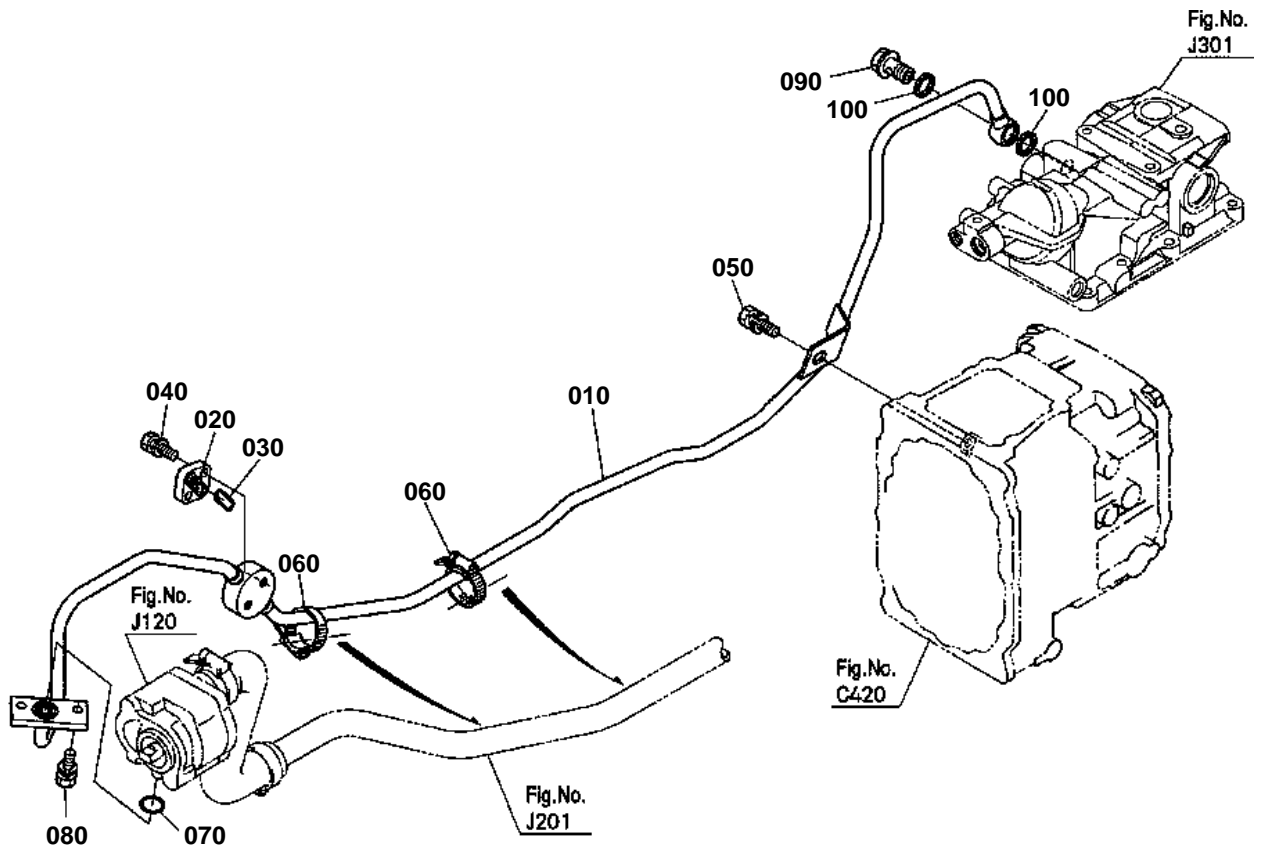


## HYDRAULIC OIL LINE(SUCTION)

↔ Interchangeable; ≠ not interchangeable; ← new for old; → old for new

REF.No	Part No.	Description	Q'ty	S.No.	I/C	REMARKS	Weight (kgf)	Weight (lb)
010	6C110-39113	PIPE SUCTION	1				0.62	1.364
020	04816-00200	O RING	1				0.003	0.0066
030	01123-50818	BOLT	1				0.012	0.0264
040	38240-37780	JOINT SCREW	1				0.03	0.066
050	67955-37710	CARTRIDGE OIL FILTER	1				0.39	0.858
060	6C090-39150	HOSE INLET	1				0.14	0.308
070	67980-58640	CLAMP HOSE	1				0.02	0.044
080	67955-36230	CLAMP	1				0.023	0.0506

HYDRAULIC OIL LINE(DELIVERY)



6C100-05B-10

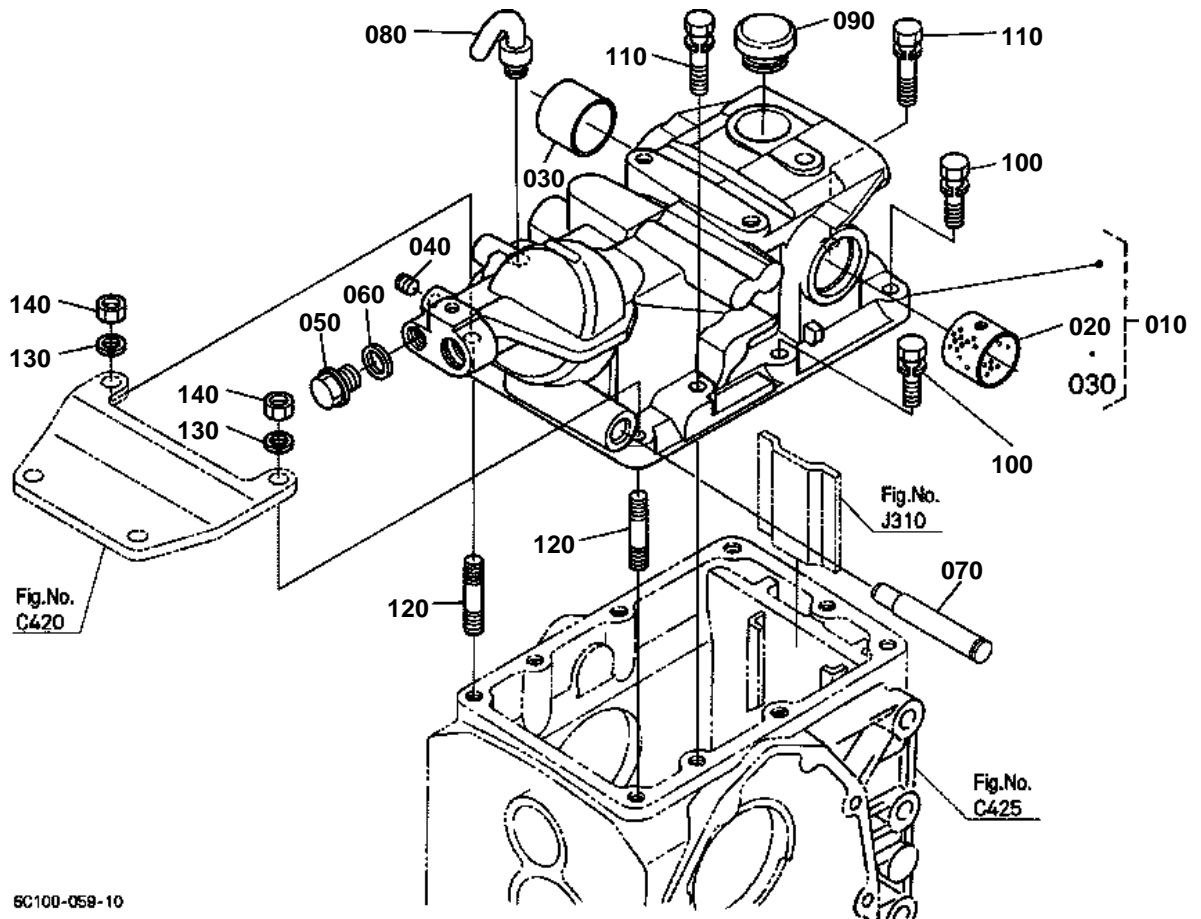


## HYDRAULIC OIL LINE(DELIVERY)

↔ Interchangeable; ≠ not interchangeable; ← new for old; → old for new

REF.No	Part No.	Description	Q'ty	S.No.	I/C	REMARKS	Weight (kgf)	Weight (lb)
010	6C110-39213	PIPE DELIVERY	1				0.92	2.024
020	6C040-36620	CAP	1				0.022	0.0484
030	37410-36630	O RING	1				0.001	0.0022
040	01123-50830	BOLT	2				0.015	0.033
050	01125-50818	BOLT	1				0.015	0.033
060	67955-36230	CLAMP	2				0.023	0.0506
070	04817-00200	O RING	1				0.011	0.0242
080	01123-50825	BOLT	2				0.013	0.0286
090	6A320-39292	BOLT JOINT	1				0.06	0.132
100	67111-37180	GASKET	2				0.003	0.0066

HYDRAULIC CYLINDER



6C100-059-10

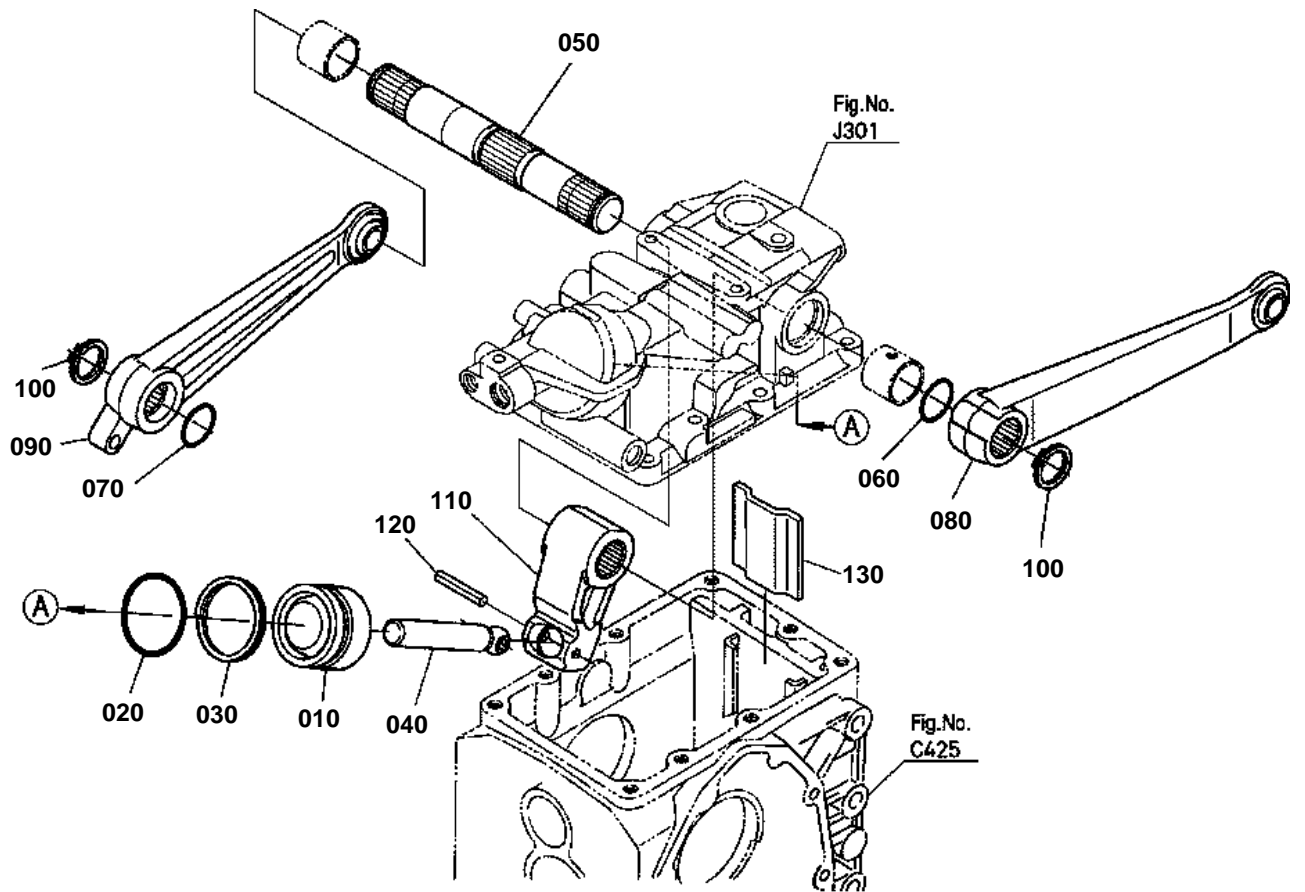


# HYDRAULIC CYLINDER

↔ Interchangeable; ≠ not interchangeable; ← new for old; → old for new

REF.No	Part No.	Description	Q'ty	S.No.	I/C	REMARKS	Weight (kgf)	Weight (lb)
010	6C190-36030	ASSY CASE CYLINDER	1				0	0
020	6A320-36490	BUSH	1				0.036	0.0792
030	6A320-36470	BUSH	1				0.048	0.1056
040	32701-36150	PLUG	1				0.005	0.011
050	37150-36730	PLUG	1				0.03	0.066
060	37150-36720	GASKET	1				0.01	0.022
070	6C120-42670	SHAFT FULCRUM	1				0.22	0.484
080	6A100-36410	BREATHER	1				0.006	0.0132
090	6A100-36420	PLUG OIL FILLER	1				0.018	0.0396
100	01123-51035	BOLT	5				0.025	0.055
110	01123-51045	BOLT	2				0.032	0.0704
120	01555-51035	STUD	2				0.029	0.0638
130	04512-60100	WASHER SPRING	2				0.002	0.0044
140	02118-50100	NUT	2				0.005	0.011

HYDRAULIC PISTON/LIFT ARM



6C100-060-10



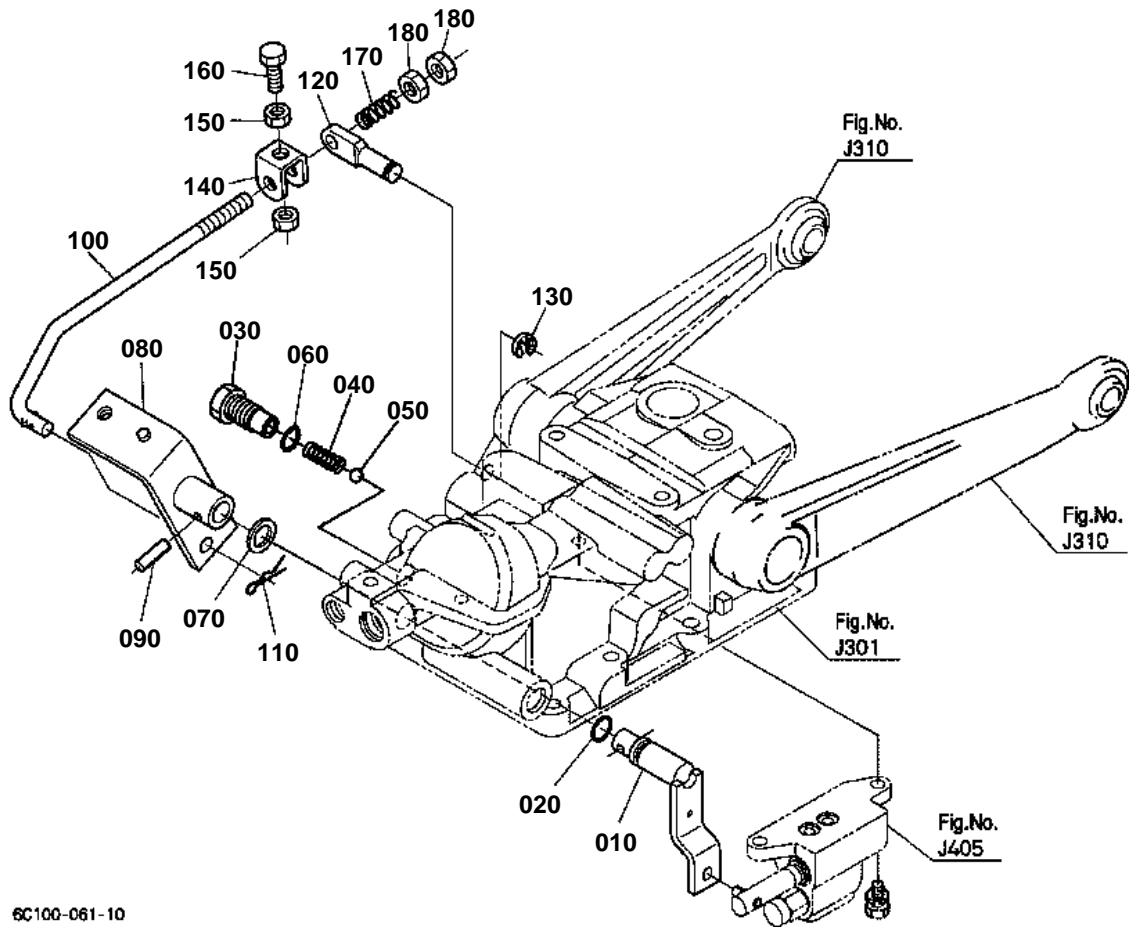


# HYDRAULIC PISTON/LIFT ARM

↔ Interchangeable; ≠ not interchangeable; ← new for old; → old for new

REF.No	Part No.	Description	Q'ty	S.No.	I/C	REMARKS	Weight (kgf)	Weight (lb)
010	6A320-36410	PISTON HYD.	1				0.61	1.342
020	04810-00550	O RING	1				0.008	0.0176
030	68773-21560	RING BACK UP	1				0.005	0.011
040	6A320-36430	ROD HYD.PISTON	1				0.35	0.77
050	6C120-36580	SHAFT HYD.ARM	1				1.29	2.838
060	04816-00300	O RING	1				0.001	0.0022
070	04816-00320	O RING	1				0.003	0.0066
080	6C120-36510	ARM LIFT LH	1				1.66	3.652
090	6C120-36520	ARM LIFT RH	1				1.6	3.52
100	04612-00300	CIR CLIP EXTERNAL	2				0.003	0.0066
110	6A320-36453	ARM HYDRAULIC	1				0.85	1.87
120	05411-00640	PIN SPRING	1				0.006	0.0132
130	6C040-36750	STOPPER	1				0.222	0.4884

FEED BACK LEVER



6C100-061-10

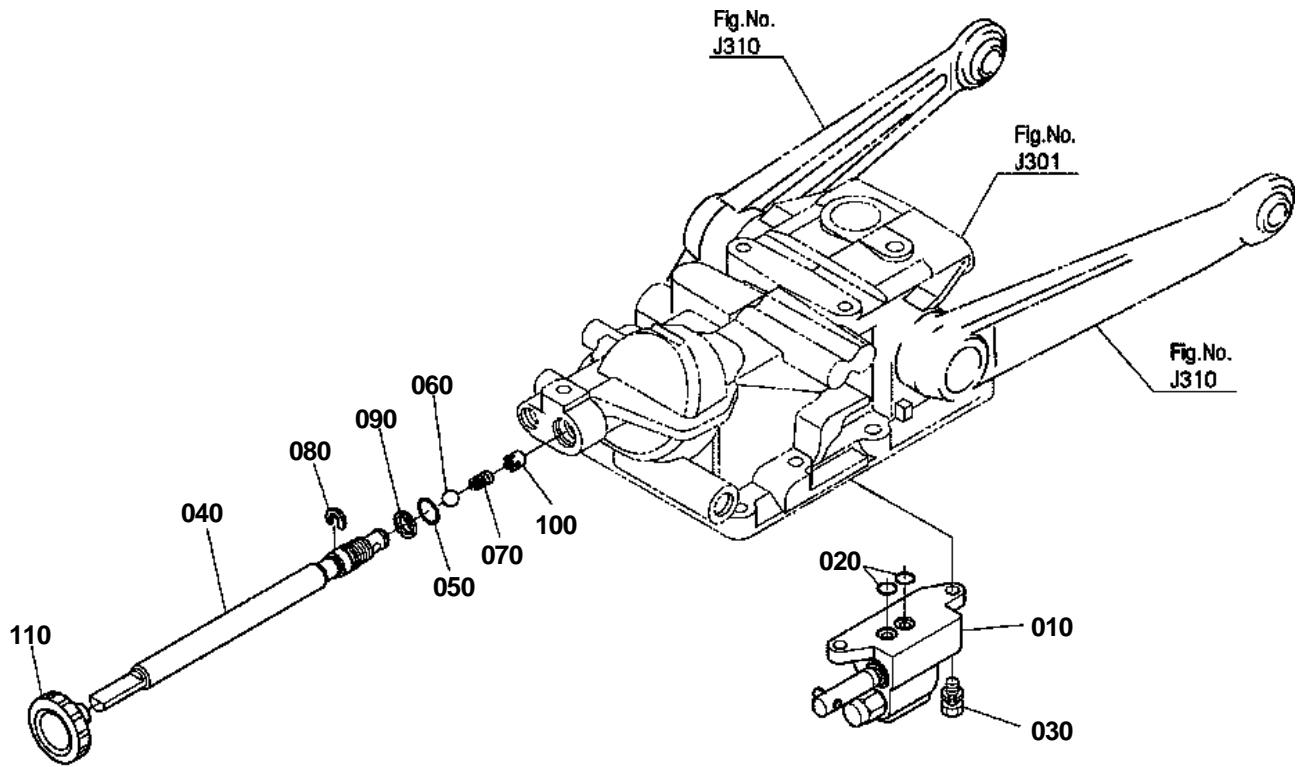


## FEED BACK LEVER

↔ Interchangeable; ≠ not interchangeable; ← new for old; → old for new

REF.No	Part No.	Description	Q'ty	S.No.	I/C	REMARKS	Weight (kgf)	Weight (lb)
010	6C060-36934	SHAFT CONTROL LEVER	1				0.1	0.22
020	04816-00110	O RING	1				0.001	0.0022
030	6C090-36060	PLUG	1				0.045	0.099
040	K3511-36080	SPRING	1				0.005	0.011
050	07715-01605	BALL	1				0.003	0.0066
060	04816-00140	O RING	1				0.002	0.0044
070	6C060-36820	COLLAR ARM HYD.	1				0.001	0.0022
080	6C060-36270	ARM CONTROL LEVER	1				0.23	0.506
090	05411-00525	PIN SPRING	1				0.002	0.0044
100	6C090-36233	ROD FEED BACK	1				0.08	0.176
110	05525-50800	PIN SNAP	1				0.001	0.0022
120	6C090-36220	PIN FEED BACK	1				0.03	0.066
130	04613-50080	CIR CLIP EXTERNAL	1				0.001	0.0022
140	66611-36320	INTERLOCKER	1				0.022	0.0484
150	02112-50080	NUT	2				0.003	0.0066
160	01153-50822	BOLT	1				0.011	0.0242
170	68001-63250	SPRING	1				0.005	0.011
180	6C090-36460	NUT	2				0.006	0.0132

CONTROL VALVE



6C100-062-10

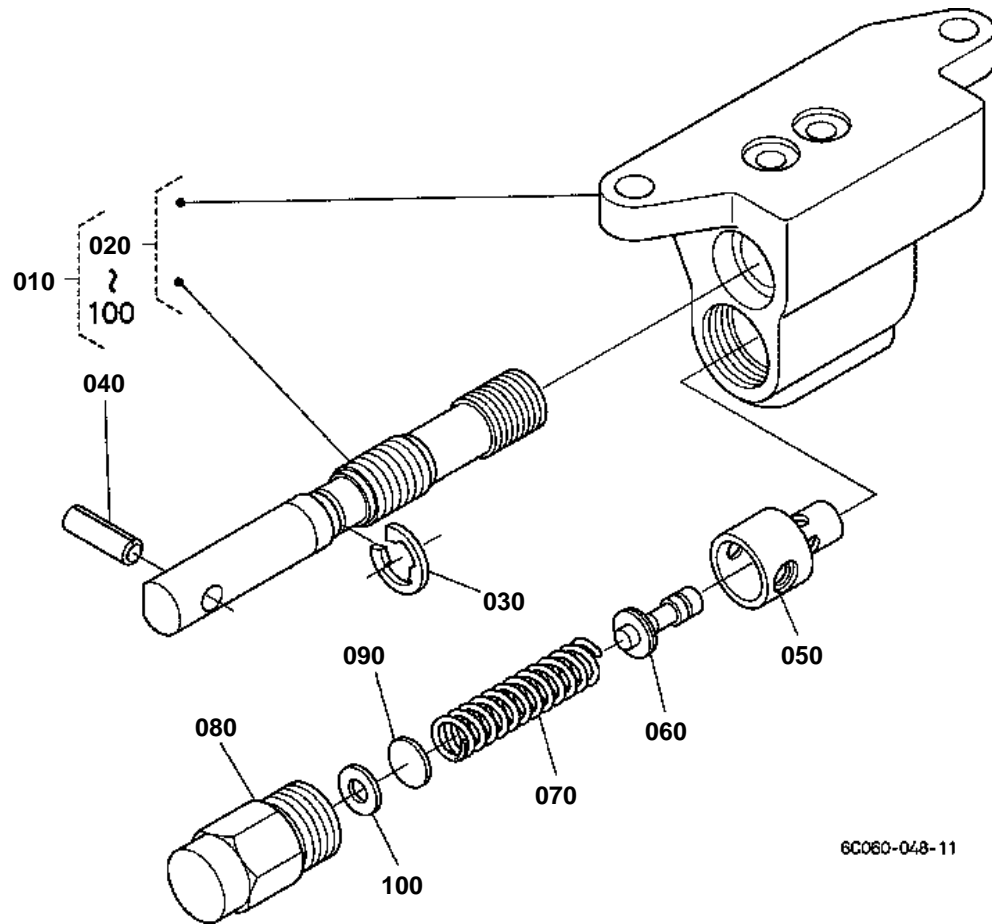


# CONTROL VALVE

↔ Interchangeable; ≠ not interchangeable; ← new for old; → old for new

REF.No	Part No.	Description	Q'ty	S.No.	I/C	REMARKS	Weight (kgf)	Weight (lb)
010	YW176-00100	ASSY VALVE CONTROL	1				0.9	1.98
020	04817-00100	O RING	2				0.001	0.0022
030	01123-50825	BOLT	2				0.013	0.0286
040	6C120-37220	SHAFT HYD.ADJUST	1				0.17	0.374
050	04817-00100	O RING	1				0.001	0.0022
060	07715-03209	BALL	1				0.002	0.0044
070	6A600-93650	SPRING	1				0.001	0.0022
080	6A320-37410	STOPPER	1				0.002	0.0044
090	04611-00190	CIR CLIP INTERNAL	1				0.001	0.0022
100	6A600-36270	COLLAR	1				0.002	0.0044
110	37410-36643	GRIP	1				0.03	0.066

CONTROL VALVE [COMPONENT PARTS]



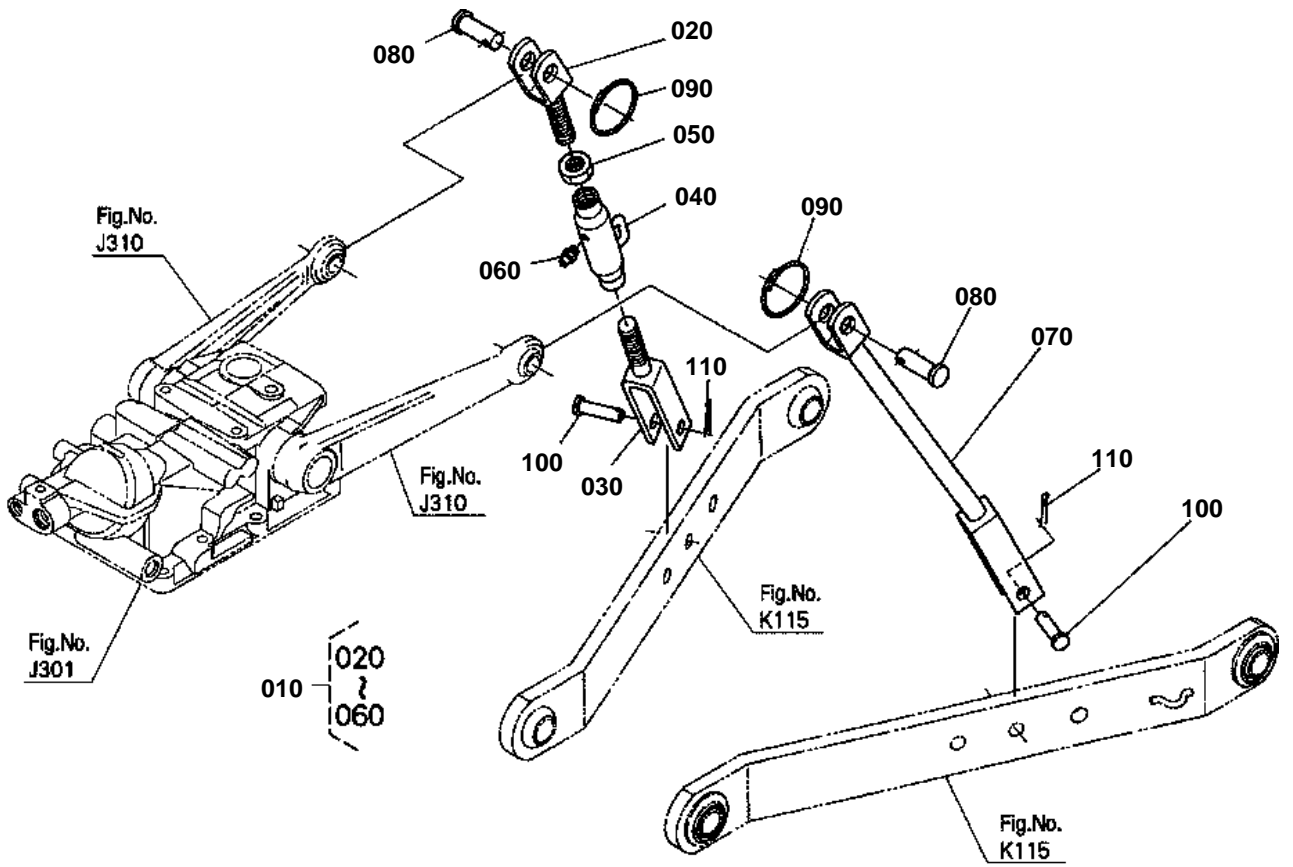


## CONTROL VALVE [COMPONENT PARTS]

↔ Interchangeable; ≠ not interchangeable; ← new for old; → old for new

REF.No	Part No.	Description	Q'ty	S.No.	I/C	REMARKS	Weight (kgf)	Weight (lb)
010	YW176-00100	ASSY VALVE CONTROL	1				0.9	1.98
020	YW176-50100	ASSY BODY-SPOOL	1				0.79	1.738
030	04613-50090	CIR CLIP EXTERNAL	1				0.001	0.0022
040	05411-00620	PIN SPRING	1				0.002	0.0044
050	31351-37930	SEAT RELIEF VALVE	1				0.02	0.044
060	31351-37940	POPPET	1				0.005	0.011
070	31351-37920	SPRING RELIEF	1				0.02	0.044
080	YW176-00310	PLUG	1				0.05	0.11
090	31351-37950	SHIM	2			0.4mm	0.001	0.0022
090	31351-37960	SHIM	2			0.2mm	0.001	0.0022
090	31351-37970	SHIM	2			0.1mm	0.001	0.0022
100	04013-60050	WASHER PLAIN	2				0.001	0.0022

3-POINT LINKAGE 2(LIFT ROD)



6C100-063-10



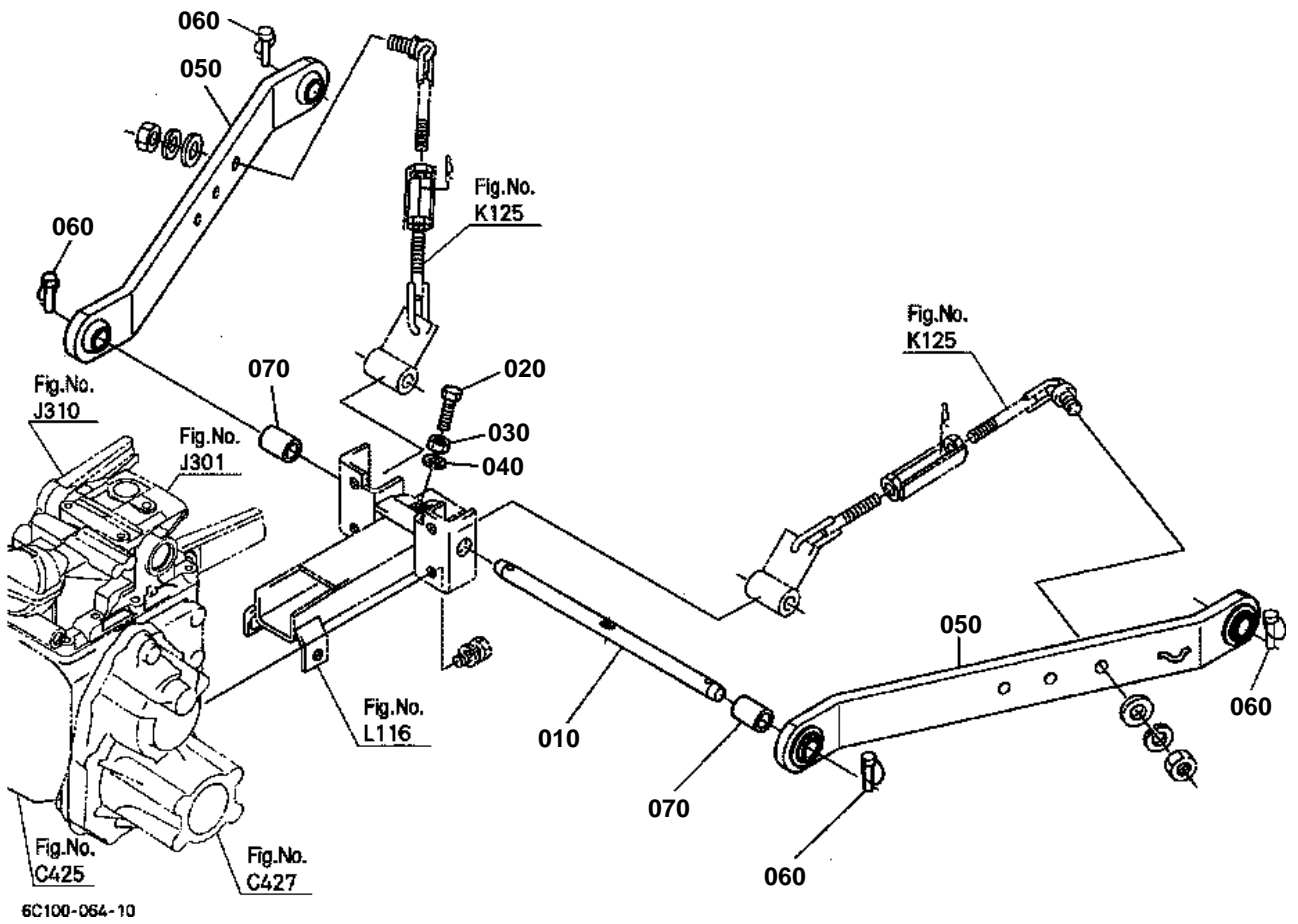


### 3-POINT LINKAGE 2(LIFT ROD)

↔ Interchangeable; ≠ not interchangeable; ← new for old; → old for new

REF.No	Part No.	Description	Q'ty	S.No.	I/C	REMARKS	Weight (kgf)	Weight (lb)
010	6C140-65200	ASSY ROD LIFT RH	1				1.45	3.19
020	6C040-65230	ROD LIFT UPPER RH	1				0.36	0.792
030	6C140-65240	ROD LIFT LOWER RH	1				0.62	1.364
040	6C070-65250	ROD LIFT MIDDLE	1				0.45	0.99
050	02172-50180	NUT	1				0.021	0.0462
060	06613-10675	NIPPLE GREASE	1				0.003	0.0066
070	6C140-65270	ROD LIFT LH	1				1.2	2.64
080	05122-51645	PIN JOINT	2				0.075	0.165
090	67156-34340	RING SNAP	2				0.01	0.022
100	05122-51240	PIN JOINT	2				0.039	0.0858
110	05511-50425	PIN SPLIT	2				0.003	0.0066

LOWER LINK



6C100-064-10

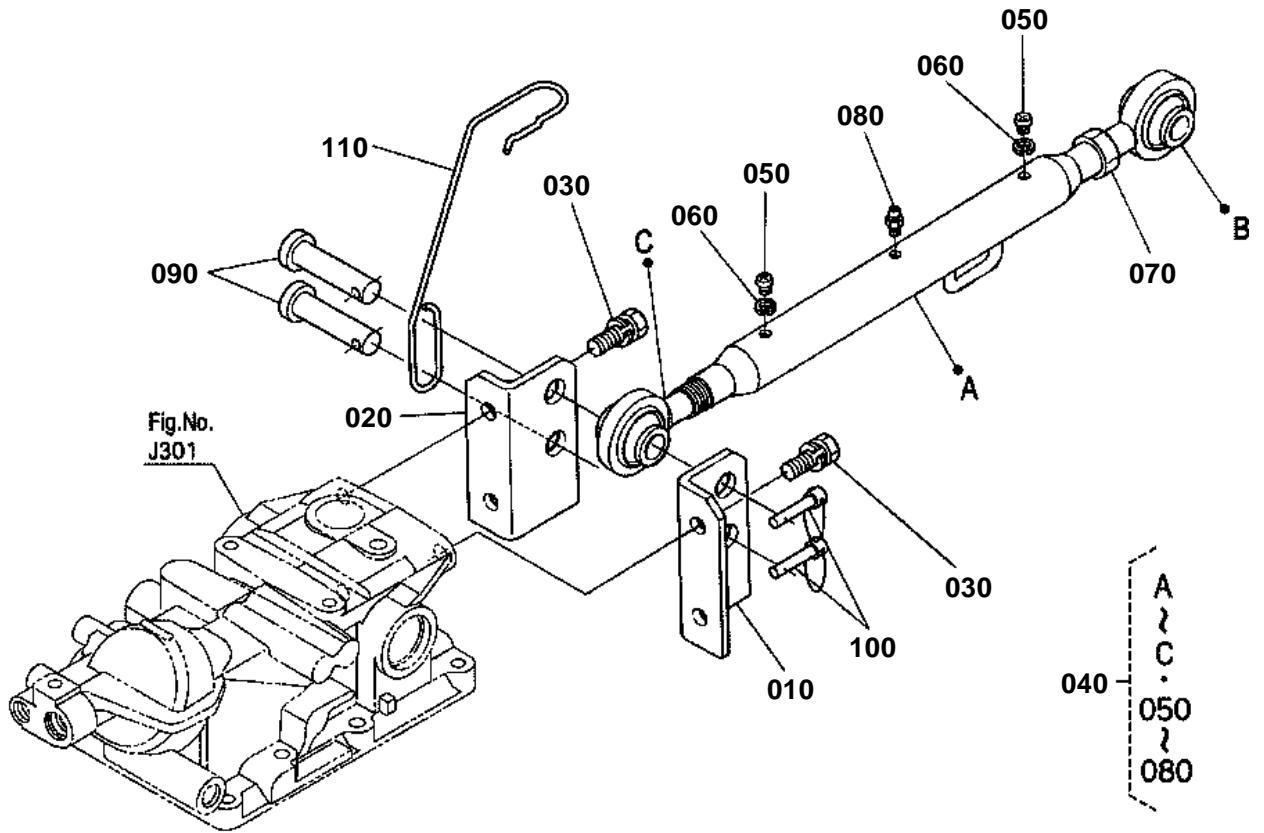


## LOWER LINK

↔ Interchangeable; ≠ not interchangeable; ← new for old; → old for new

REF.No	Part No.	Description	Q'ty	S.No.	I/C	REMARKS	Weight (kgf)	Weight (lb)
010	6C040-66010	PIN LOWER LINK	1				1.14	2.508
020	6C040-65120	BOLT	1				0.02	0.044
030	02018-50100	NUT	1				0.011	0.0242
040	04512-60100	WASHER SPRING	1				0.002	0.0044
050	6C040-65210	COMP.LINK LOWER	2				5.28	11.616
060	34150-37640	PIN SET	4				0.06	0.132
070	66204-65350	SPACER	2				0.12	0.264

3-POINT LINKAGE 1(TOP LINK)



6C100-065-10

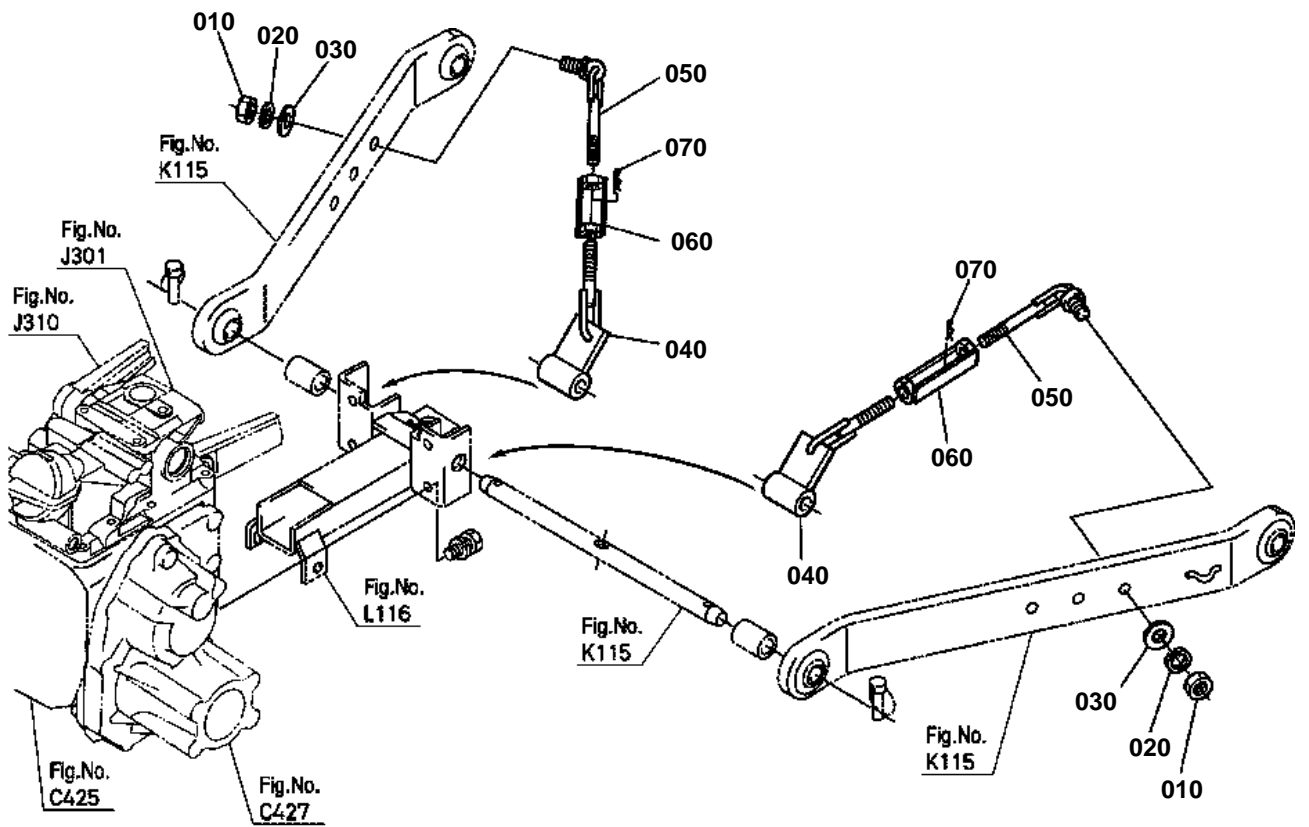


### 3-POINT LINKAGE 1(TOP LINK)

↔ Interchangeable; ≠ not interchangeable; ← new for old; → old for new

REF.No	Part No.	Description	Q'ty	S.No.	I/C	REMARKS	Weight (kgf)	Weight (lb)
010	6C040-65190	BRACKET TOP LINK LH	1				0.65	1.43
020	6C040-65160	BRACKET TOP LINK RH	1				0.65	1.43
030	01123-51230	BOLT	4				0.04	0.088
040	6C070-65400	ASSY LINK TOP	1				2.12	4.664
050	03014-50606	SCREW PAN-HEAD	2				0.027	0.0594
060	04512-60060	WASHER SPRING	2				0.001	0.0022
070	02152-50200	NUT	1				0.032	0.0704
080	06613-10675	NIPPLE GREASE	1				0.003	0.0066
090	31150-71360	PIN JOINT	2				0.166	0.3652
100	34150-37640	PIN SET	2				0.06	0.132
110	6C060-65450	HOLDER TOP LINK	1				0.1	0.22

CHECK CHAIN



6C100-066-10

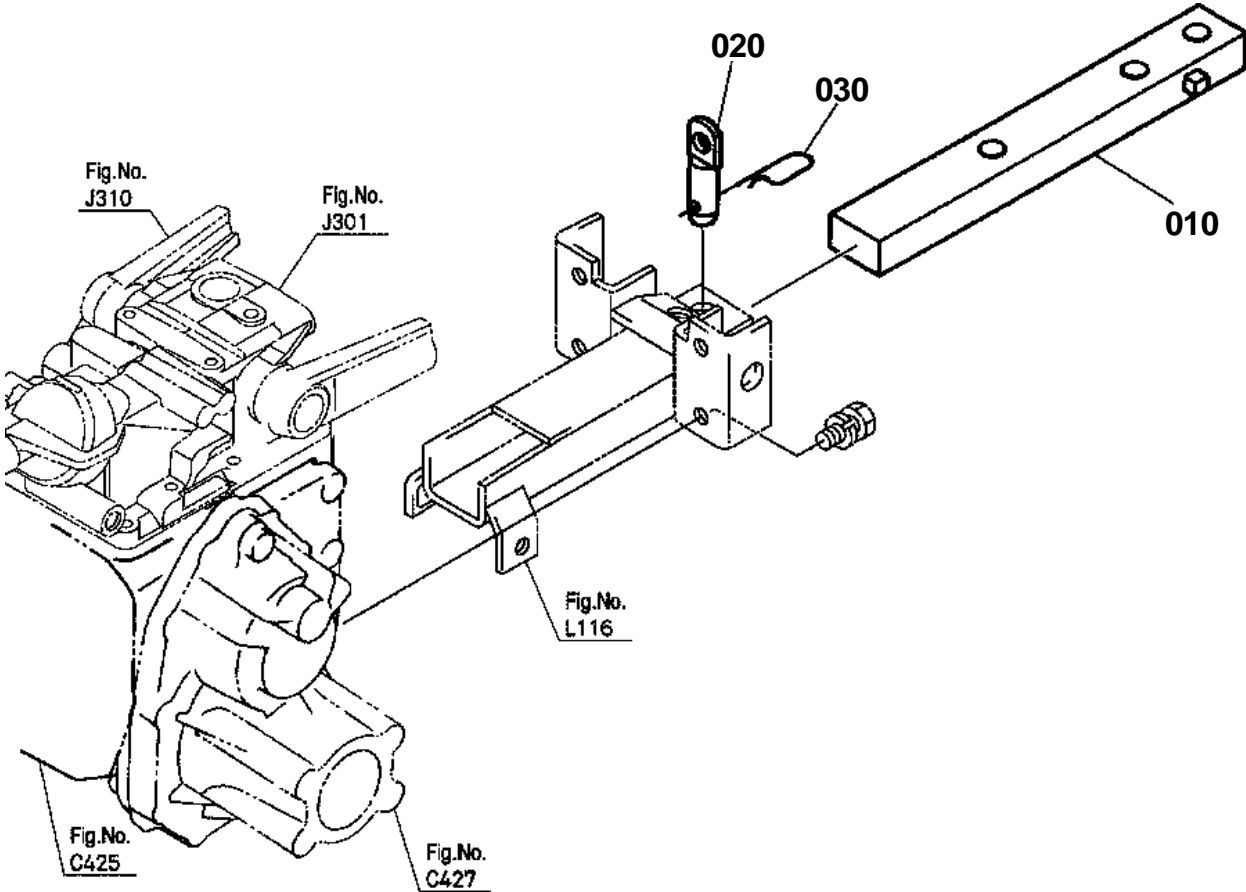


## CHECK CHAIN

↔ Interchangeable; ≠ not interchangeable; ← new for old; → old for new

REF.No	Part No.	Description	Q'ty	S.No.	I/C	REMARKS	Weight (kgf)	Weight (lb)
010	02174-50160	NUT	2				0.022	0.0484
020	04512-60160	WASHER SPRING	2				0.01	0.022
030	04015-60160	WASHER PLAIN	2				0.058	0.1276
040	6C040-65294	BRACKET CHECK CHAIN	2				0.54	1.188
050	6C040-65323	BOLT TURNBUCKLE	2				0.35	0.77
060	6C040-65390	TURNBUCKLE	2				0.2	0.44
070	05515-61200	PIN SNAP	2				0.005	0.011

DRAWBAR



6C100-067-10



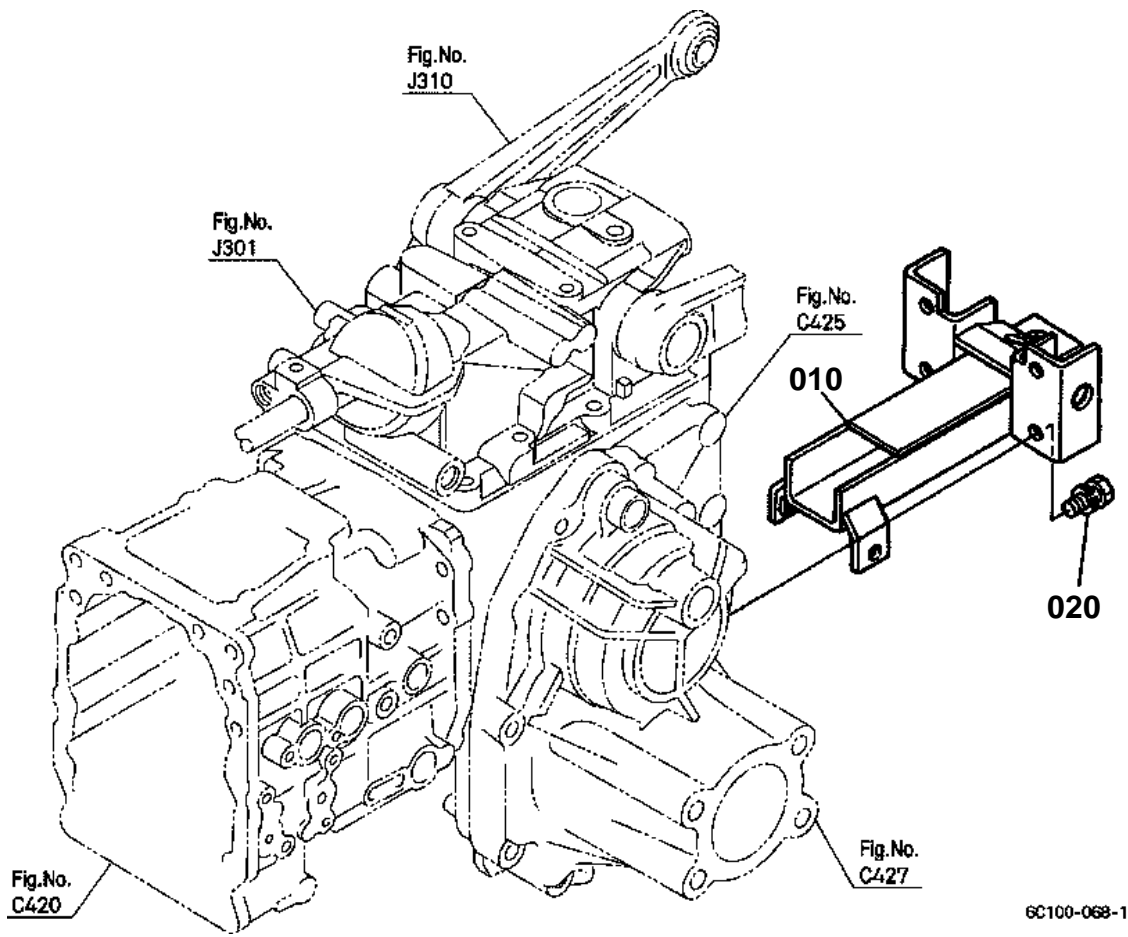


# DRAWBAR

↔ Interchangeable; ≠ not interchangeable; ← new for old; → old for new

REF.No	Part No.	Description	Q'ty	S.No.	I/C	REMARKS	Weight (kgf)	Weight (lb)
010	6C040-67110	DRAWBAR	1				4.56	10.032
020	6C040-65610	PIN HITCH	1				0.18	0.396
030	31150-29730	PIN SPRING	1				0.044	0.0968

REAR HITCH



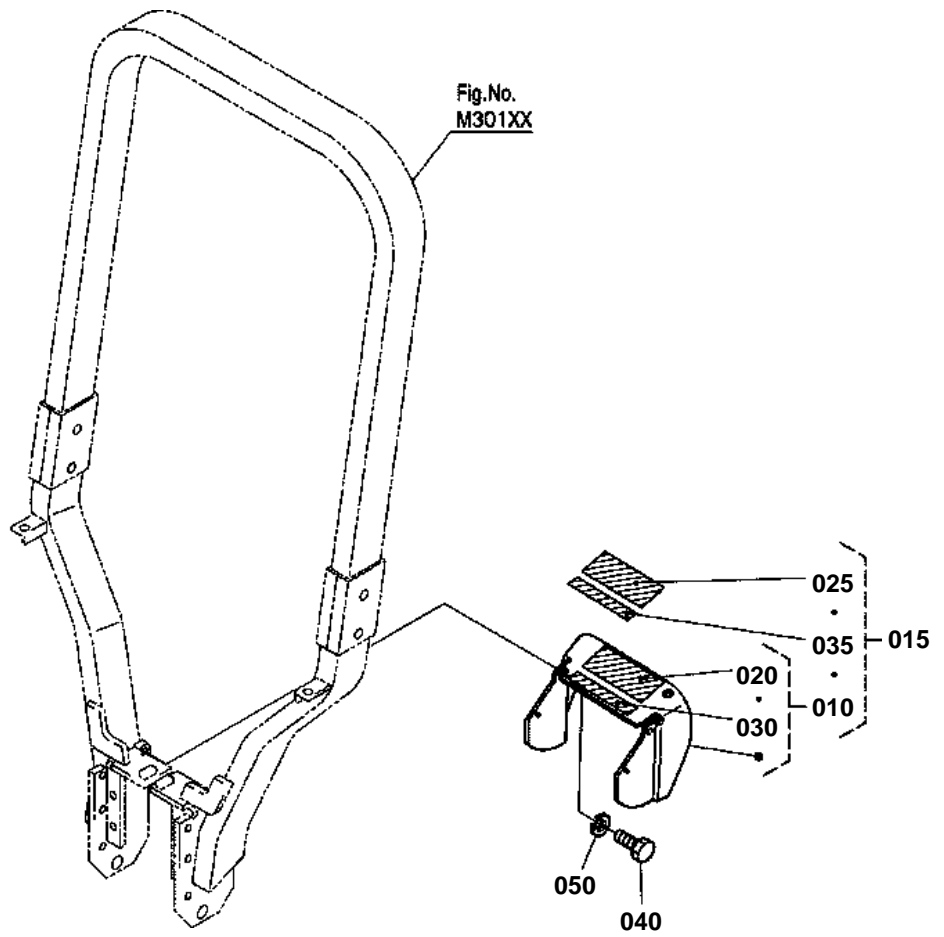
6C100-068-10



## REAR HITCH

↔ Interchangeable; ≠ not interchangeable; ← new for old; → old for new

REF.No	Part No.	Description	Q'ty	S.No.	I/C	REMARKS	Weight (kgf)	Weight (lb)
010	6C040-65604	COMP.HITCH	1				3.35	7.37
020	01123-51230	BOLT	4				0.04	0.088



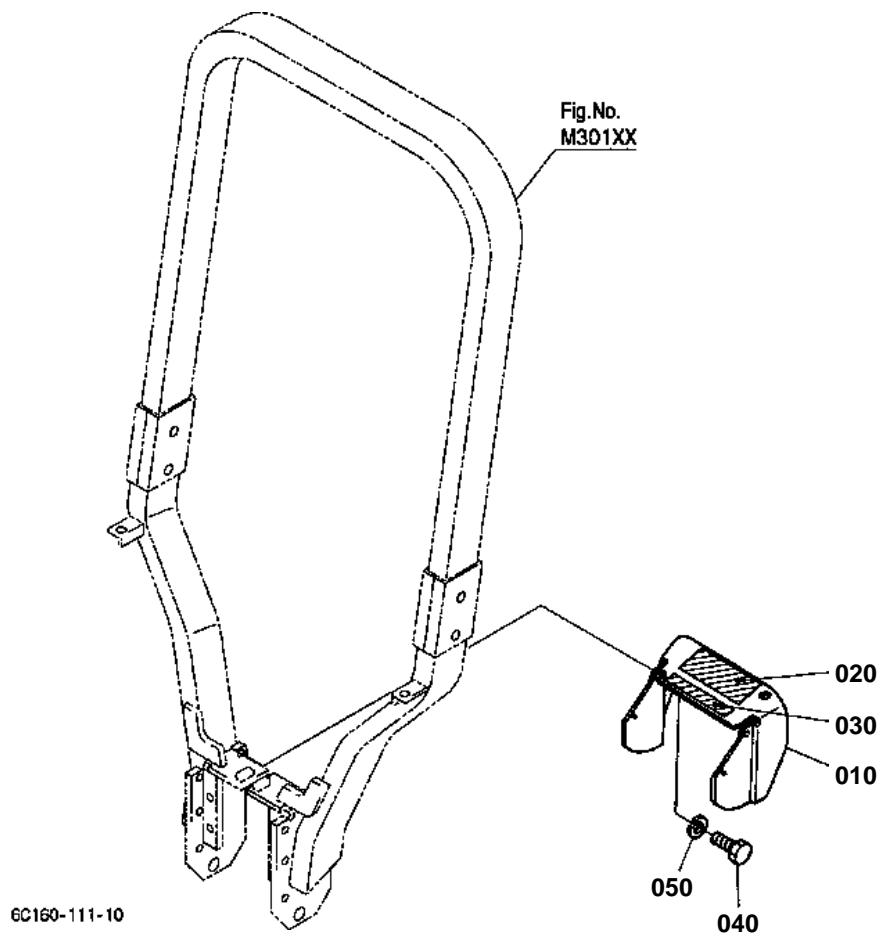
6C160-110-10



# PTO PROTECTOR [EXCEPT [AU] [NZ]]

↔ Interchangeable; ≠ not interchangeable; ← new for old; → old for new

REF.No	Part No.	Description	Q'ty	S.No.	I/C	REMARKS	Weight (kgf)	Weight (lb)
010	6C140-72100	KIT COVER PTO (A)	1			ENGLISH	1.36	2.992
015	6C140-72000	KIT COVER PTO (B)	1			FRENCH	1.38	3.036
020	TA040-49590	LABEL PTO WARNING	1			ENGLISH	0	0
025	TA041-49590	LABEL PTO WARNING	1			FRENCH	0.001	0.0022
030	6C140-47440	LABEL DRAWBAR	1			ENGLISH	0.001	0.0022
035	6C141-47440	LABEL DRAWBAR	1			FRENCH	0.001	0.0022
040	01153-50820	BOLT	2				0.012	0.0264
050	04512-60080	WASHER SPRING	2				0.002	0.0044



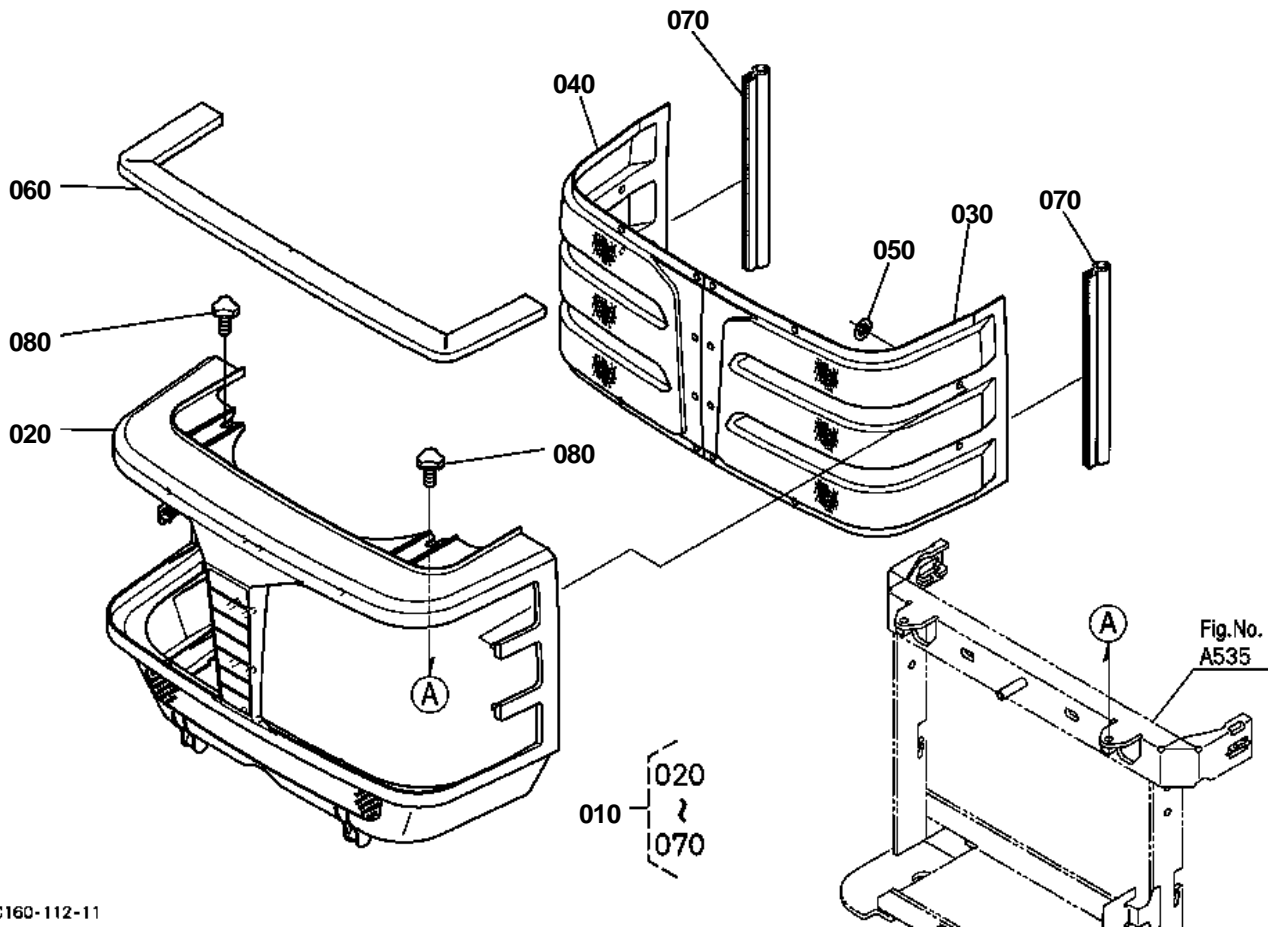


# PTO PROTECTOR [AU] [NZ]

↔ Interchangeable; ≠ not interchangeable; ← new for old; → old for new

REF.No	Part No.	Description	Q'ty	S.No.	I/C	REMARKS	Weight (kgf)	Weight (lb)
010	6C140-72150	COVER PTO	1				1.3	2.86
020	TA040-49590	LABEL PTO WARNING	1				0	0
030	6C140-47440	LABEL DRAWBAR	1				0.001	0.0022
040	01153-50820	BOLT	2				0.012	0.0264
050	04512-60080	WASHER SPRING	2				0.002	0.0044

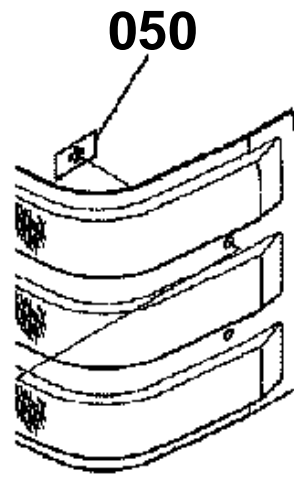
FRONT GRILLE [A] [CA]



6C160-112-11



# OLD PARTS



**6C190-800-10**

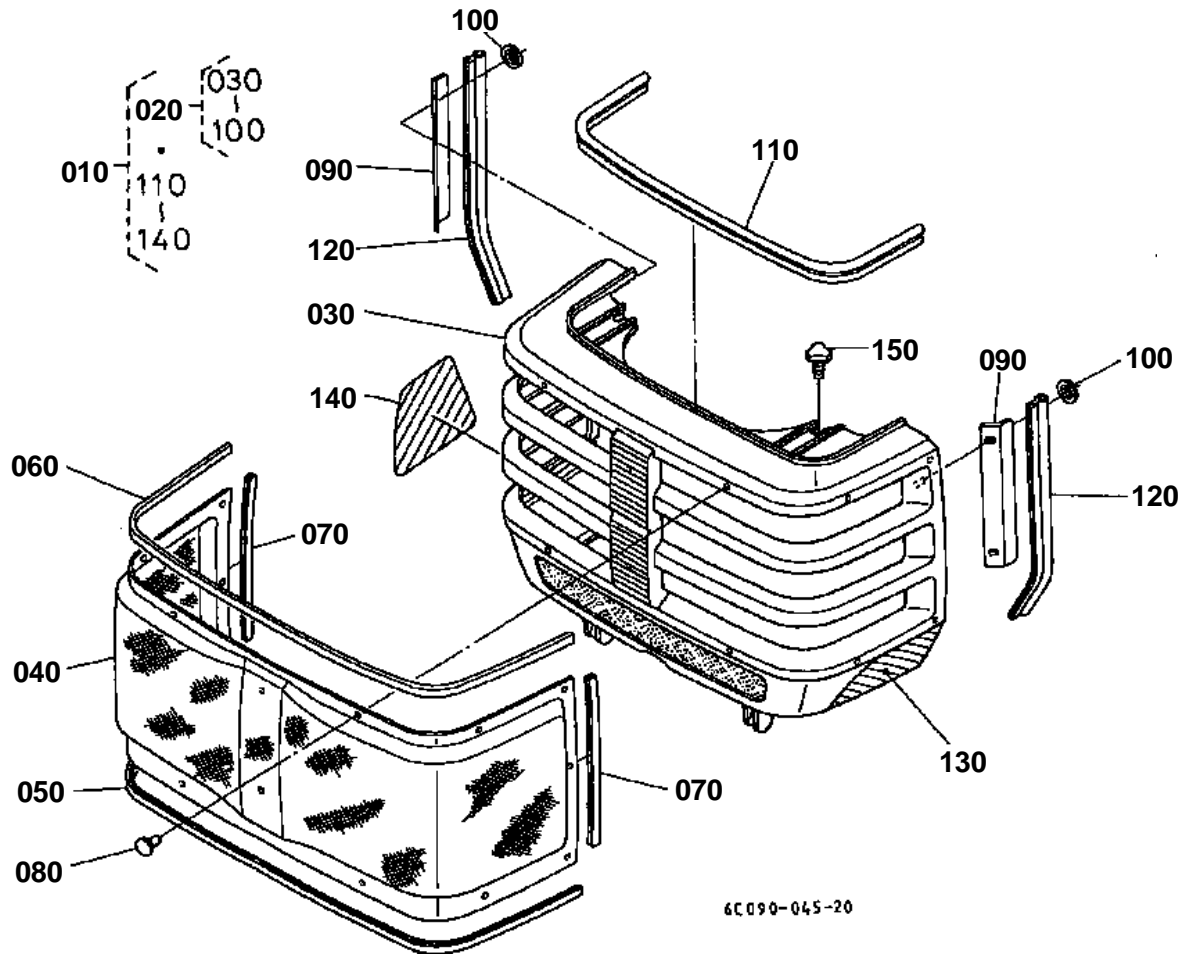


# FRONT GRILLE [A] [CA]

↔ Interchangeable; ≠ not interchangeable; ← new for old; → old for new

REF.No	Part No.	Description	Q'ty	S.No.	I/C	REMARKS	Weight (kgf)	Weight (lb)
010	6C190-54400	COMP.COVER FRONT	1				1.9	4.18
020	6C190-54410	COVER FRONT	1				1.3	2.86
030	6C190-54420	NET FRONT SKIRT LH	1				0.23	0.506
040	6C190-54430	NET FRONT SKIRT RH	1				0.23	0.506
050	55611-44190	NUT	16				0.004	0.0088
050	52300-26250	NUT	16		<<		0.001	0.0022
060	6C090-54140	SPONGE	1				0.02	0.044
070	6C090-51512	SEAL RUBBER	2				0.03	0.066
080	37410-52610	SCREW KNOB	2				0.015	0.033

FRONT GRILLE [AU] [NZ]

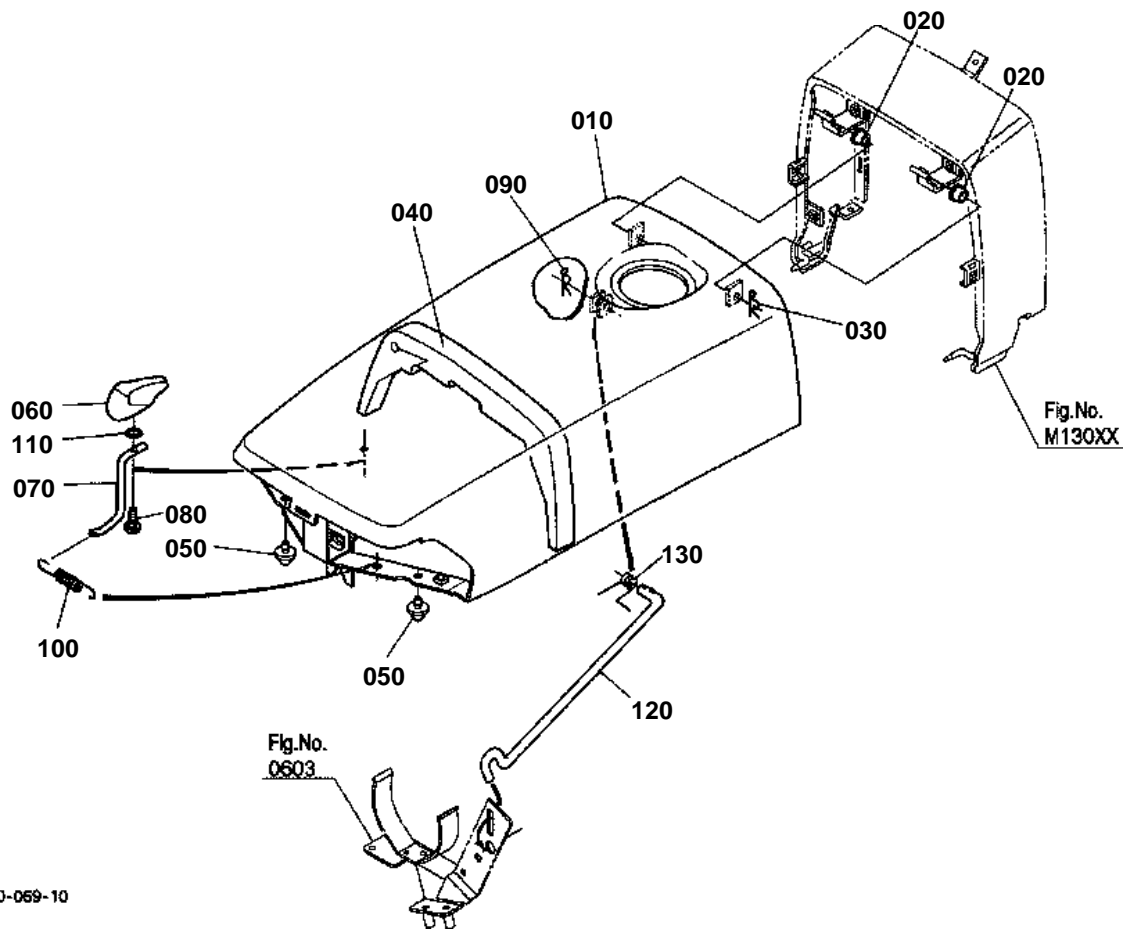


**FRONT GRILLE [AU] [NZ]**

↔ Interchangeable; ≠ not interchangeable; ← new for old; → old for new

REF.No	Part No.	Description	Q'ty	S.No.	I/C	REMARKS	Weight (kgf)	Weight (lb)
010	6C125-54402	COMP.COVER FRONT	1				1.14	2.508
020	6C125-54600	COMP.NET FRONT	1				1.06	2.332
030	6A325-54415	COVER FRONT	1				0.62	1.364
040	6C095-54430	NET	1				0.29	0.638
050	6C095-54630	CUSHION	1				0.04	0.088
060	6C095-54640	CUSHION	1				0.043	0.0946
070	6C095-54650	CUSHION	2				0.012	0.0264
080	6C045-54660	RIVET	20				0.001	0.0022
090	6C095-54620	STAY	2				0.02	0.044
100	6C040-54540	NUT	4				0.001	0.0022
110	6C090-54140	SPONGE	1				0.02	0.044
120	76611-53150	TRIM SHUTTER PLATE	2				0.04	0.088
130	6C090-47350	MARK	1				0.002	0.0044
140	6C090-47360	MARK	1				0.002	0.0044
150	37410-52610	SCREW KNOB	2				0.015	0.033

BONNET



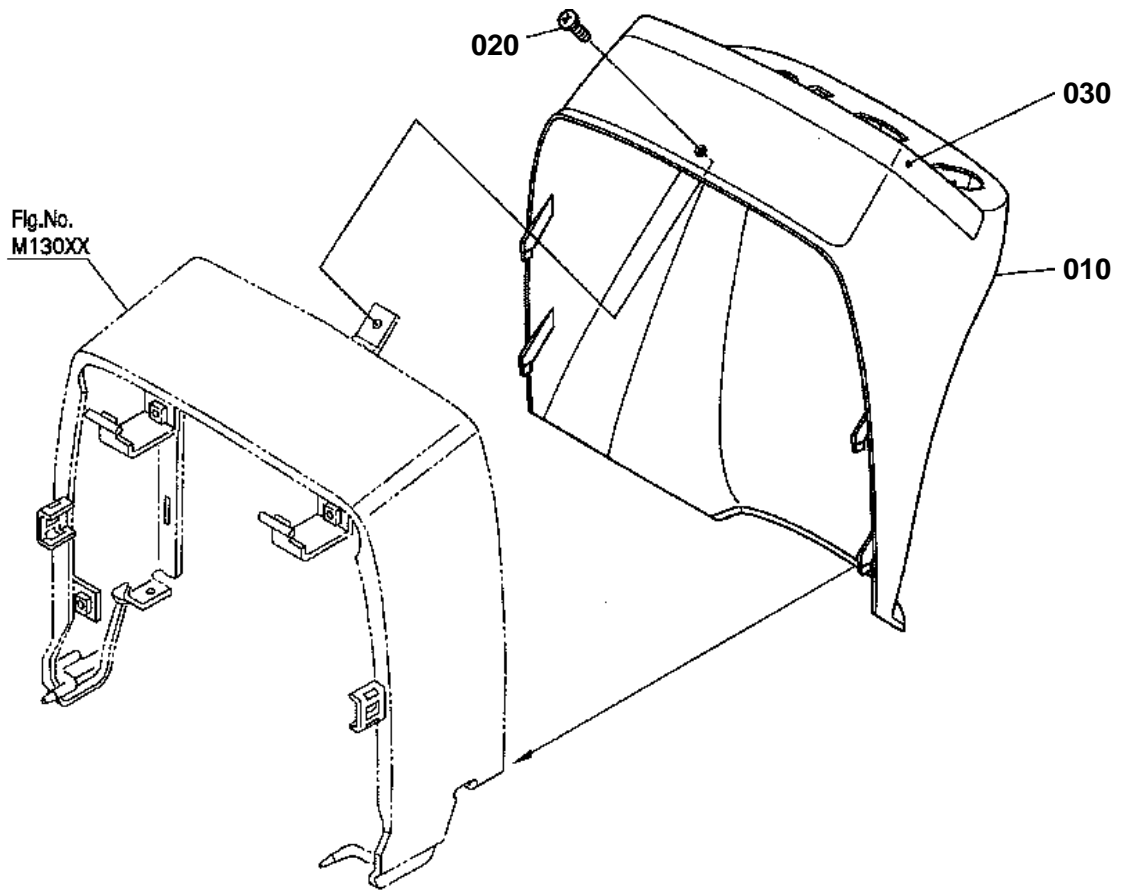
6C100-069-10

**BONNET**

↔ Interchangeable; ≠ not interchangeable; ← new for old; → old for new

REF.No	Part No.	Description	Q'ty	S.No.	I/C	REMARKS	Weight (kgf)	Weight (lb)
010	6A320-54010	COMP.BONNET	1				4.26	9.372
020	6A100-54190	BUSH	2	<=30579		NOT SALE	0.001	0.0022
020	6A100-54192	BUSH	2	>=30580	→		0.001	0.0022
030	05525-50800	PIN SNAP	1				0.001	0.0022
040	6A320-54463	CUSHION	1				0.08	0.176
050	6C090-54162	CUSHION	2				0.013	0.0286
060	6C040-54260	HANDLE MASCOT	1				0.028	0.0616
070	6C090-54270	LEVER HANDLE	1				0.09	0.198
080	03614-50416	SCREW TAPPING	1				0.002	0.0044
090	05525-50800	PIN SNAP	1				0.001	0.0022
100	6C040-54150	SPRING	1				0.006	0.0132
110	04811-10080	O RING	1				0.001	0.0022
120	6C090-54253	ROD BONNET	1				0.12	0.264
130	6C090-54510	SPRING	1				0.007	0.0154

PANEL COVER



6C100-070-10



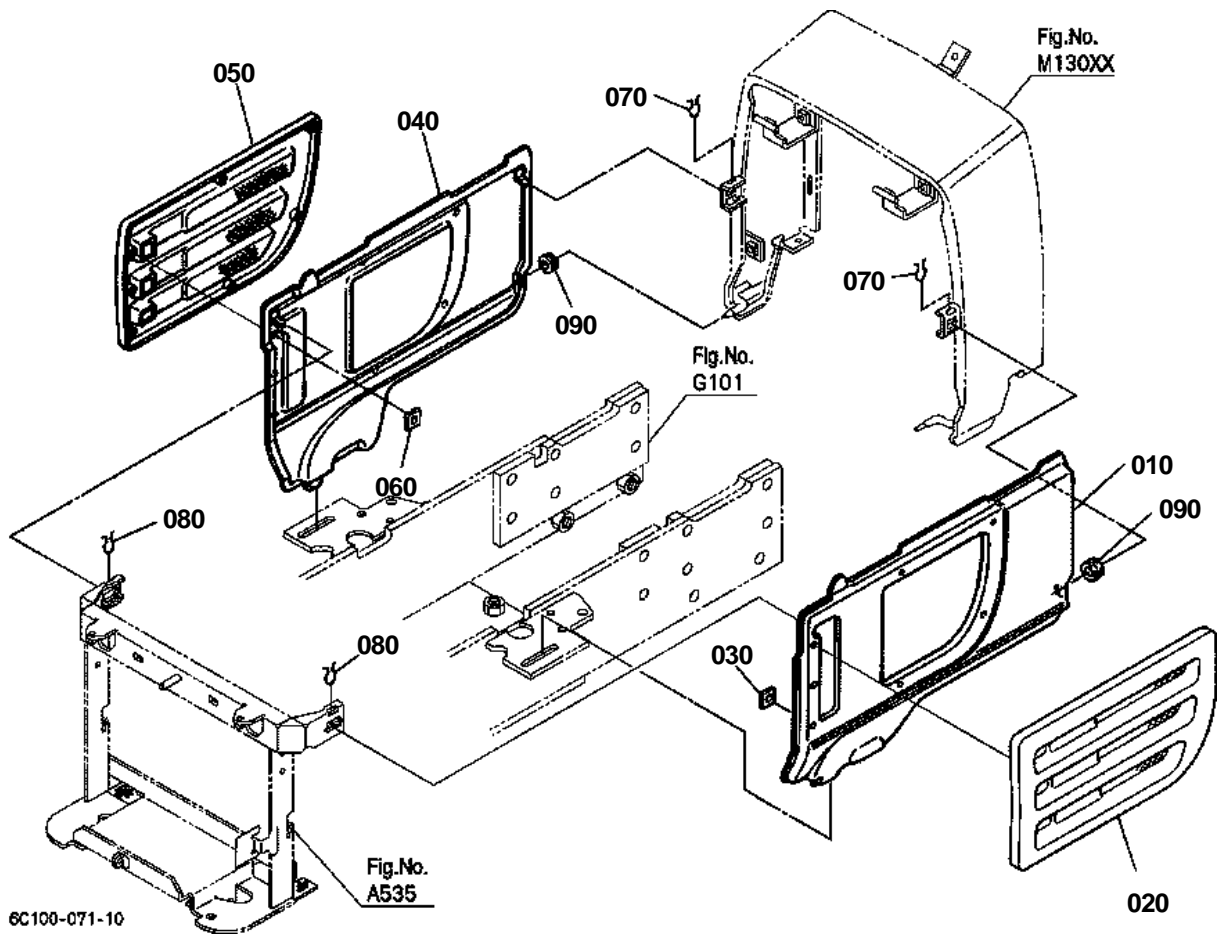
PANEL COVER

↔ Interchangeable; ≠ not interchangeable; ← new for old; → old for new

REF.No	Part No.	Description	Q'ty	S.No.	I/C	REMARKS	Weight (kgf)	Weight (lb)
010	6C140-53510	COVER PANEL	1				4.25	9.35
020	37410-61720	SCREW	1				0.001	0.0022
030	6C140-53520	COVER FRAME	1				0.13	0.286



SIDE COVER

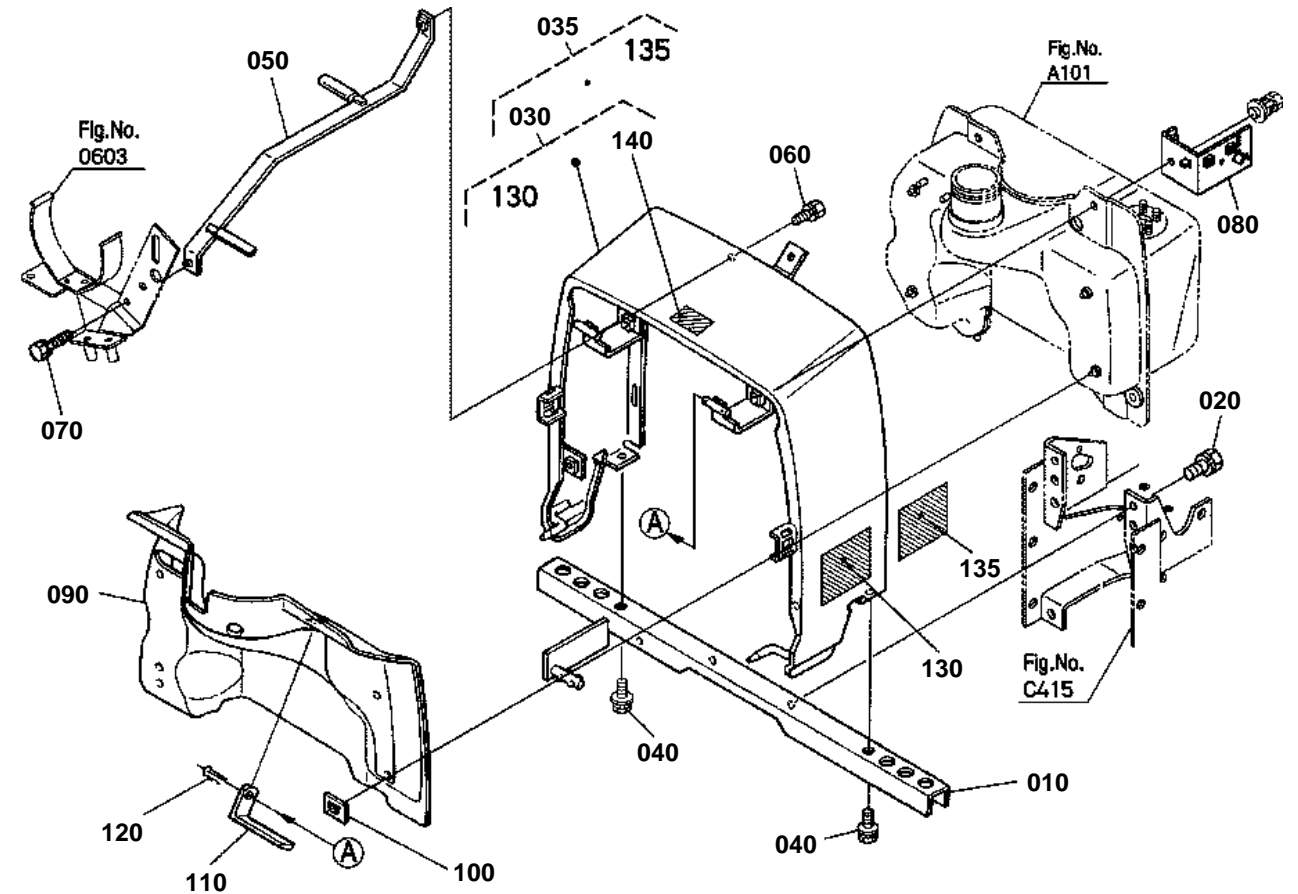


**SIDE COVER**

↔ Interchangeable; ≠ not interchangeable; ← new for old; → old for new

REF.No	Part No.	Description	Q'ty	S.No.	I/C	REMARKS	Weight (kgf)	Weight (lb)
010	6C090-54324	COMP.COVER SIDE	1				1.09	2.398
020	6C070-54330	COVER	1				0.23	0.506
030	55611-44190	NUT	7				0.004	0.0088
040	6C090-54354	COMP.COVER SIDE	1				1.16	2.552
050	6C070-54380	COVER	1				1.8	3.96
060	55611-44190	NUT	7				0.004	0.0088
070	6C040-54364	SPRING	2				0.004	0.0088
080	6C040-54364	SPRING	2				0.004	0.0088
090	66591-54580	RUBBER RELEASE ROD	2				0.002	0.0044

SHUTTER PLATE [EXCEPT [AU] [NZ]]



6C100-072-10

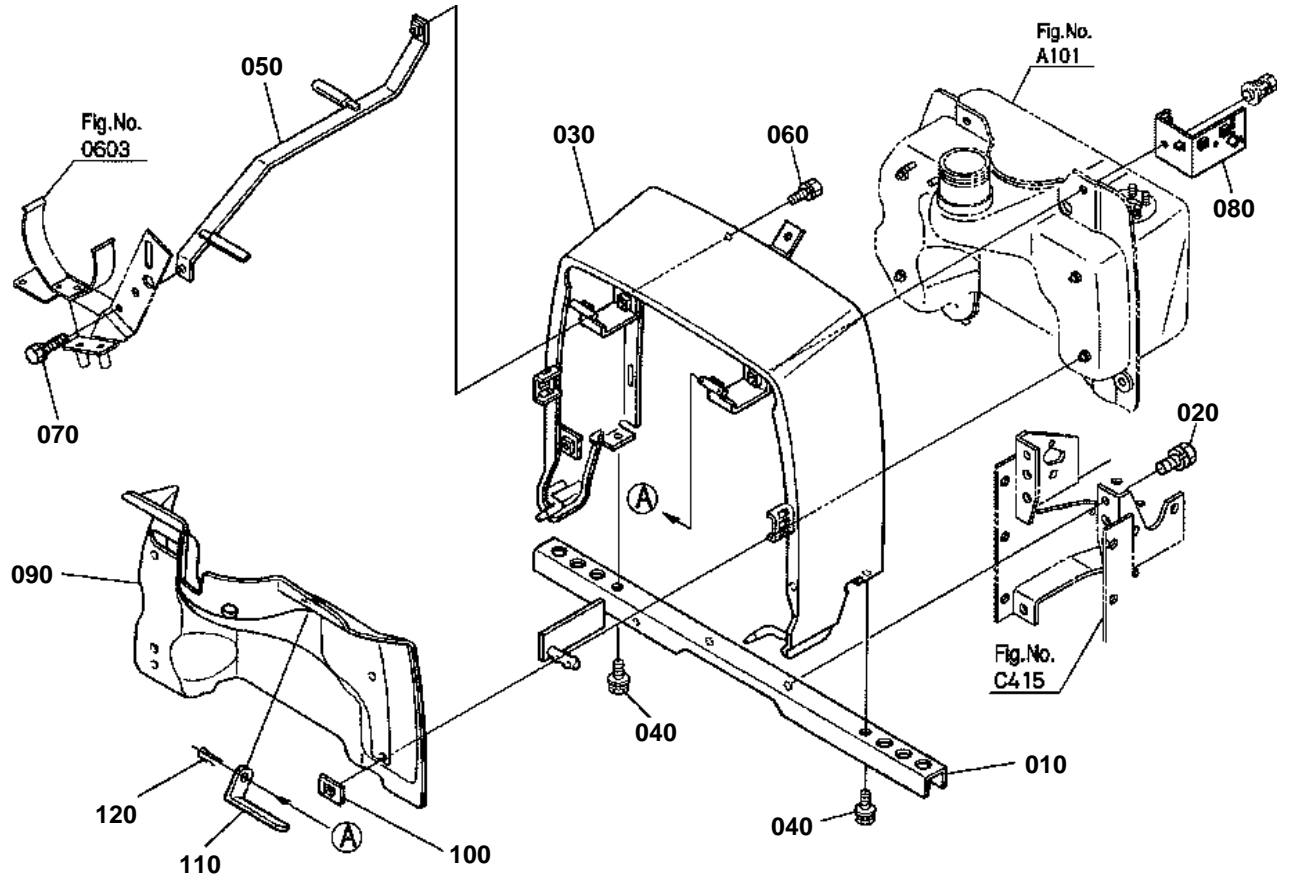


# SHUTTER PLATE [EXCEPT [AU] [NZ]]

↔ Interchangeable; ≠ not interchangeable; ← new for old; → old for new

REF.No	Part No.	Description	Q'ty	S.No.	I/C	REMARKS	Weight (kgf)	Weight (lb)
010	6C100-54210	PILLAR CENTER	1				1.62	3.564
020	01133-51020	BOLT	2				0.02	0.044
030	6C090-54204	KIT PILLER CENTER	1			ENGLISH	5	11
035	6C090-99200	KIT B PILLAR CENTER	1			FRENCH	4.5	9.9
040	6C040-54610	BOLT	2				0.014	0.0308
050	6C090-54230	STAY PILLAR	1				0.355	0.781
060	01023-50616	BOLT	1				0.005	0.011
070	01023-50625	BOLT	1				0.007	0.0154
080	6A370-54280	BRACKET	1				0.11	0.242
090	6C090-54554	COVER HEAT PROOF	1				0.21	0.462
100	52300-26210	NUT	4				0.002	0.0044
110	6C090-54570	PLATE	1				0.072	0.1584
120	05525-50800	PIN SNAP	1				0.001	0.0022
130	6C090-49650	LABEL START CAUTION	1			ENGLISH	0.005	0.011
135	6C091-49650	LABEL START CAUTION	1			FRENCH	0.01	0.022
140	6C040-47412	LABEL FILLER CAUTION	1				0.001	0.0022

SHUTTER PLATE [AU] [NZ]



6C100-073-10



# SHUTTER PLATE [AU] [NZ]

↔ Interchangeable; ≠ not interchangeable; ← new for old; → old for new

REF.No	Part No.	Description	Q'ty	S.No.	I/C	REMARKS	Weight (kgf)	Weight (lb)
010	6C100-54210	PILLAR CENTER	1				1.62	3.564
020	01133-51020	BOLT	2				0.02	0.044
030	6C090-54225	PILLAR CENTER	1				3.41	7.502
040	6C040-54610	BOLT	2				0.014	0.0308
050	6C090-54230	STAY PILLAR	1				0.355	0.781
060	01023-50616	BOLT	1				0.005	0.011
070	01023-50625	BOLT	1				0.007	0.0154
080	6A370-54280	BRACKET	1				0.11	0.242
090	6C090-54554	COVER HEAT PROOF	1				0.21	0.462
100	52300-26210	NUT	4				0.002	0.0044
110	6C090-54570	PLATE	1				0.072	0.1584
120	05525-50800	PIN SNAP	1				0.001	0.0022

LEVER GUIDE

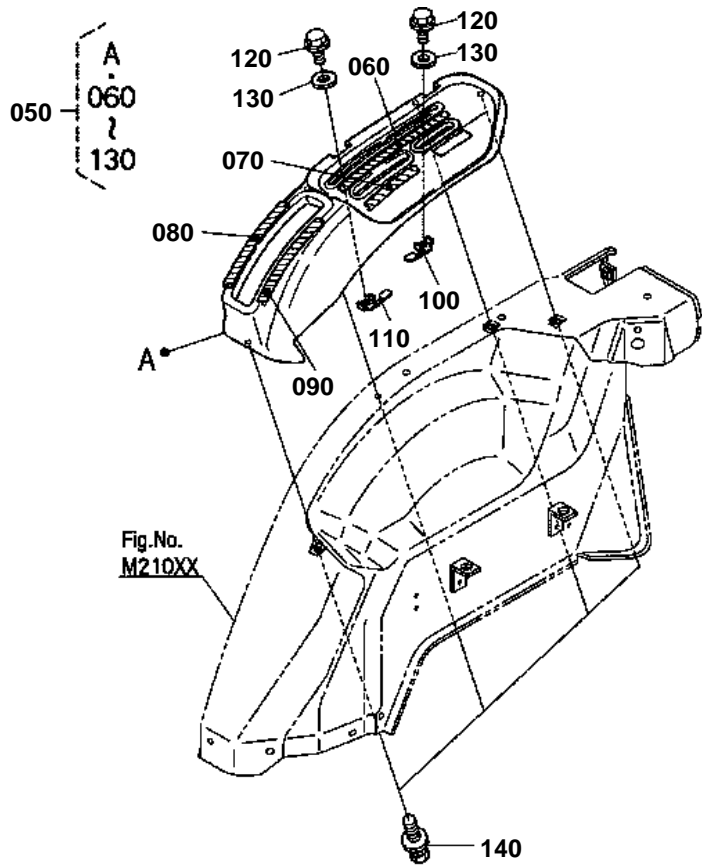


Fig.No.  
M210XX

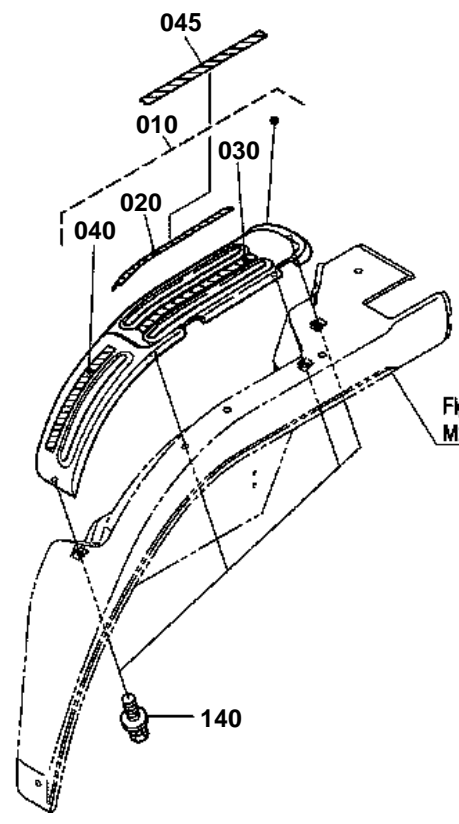


Fig.No.  
M210XX

6C100-074-10

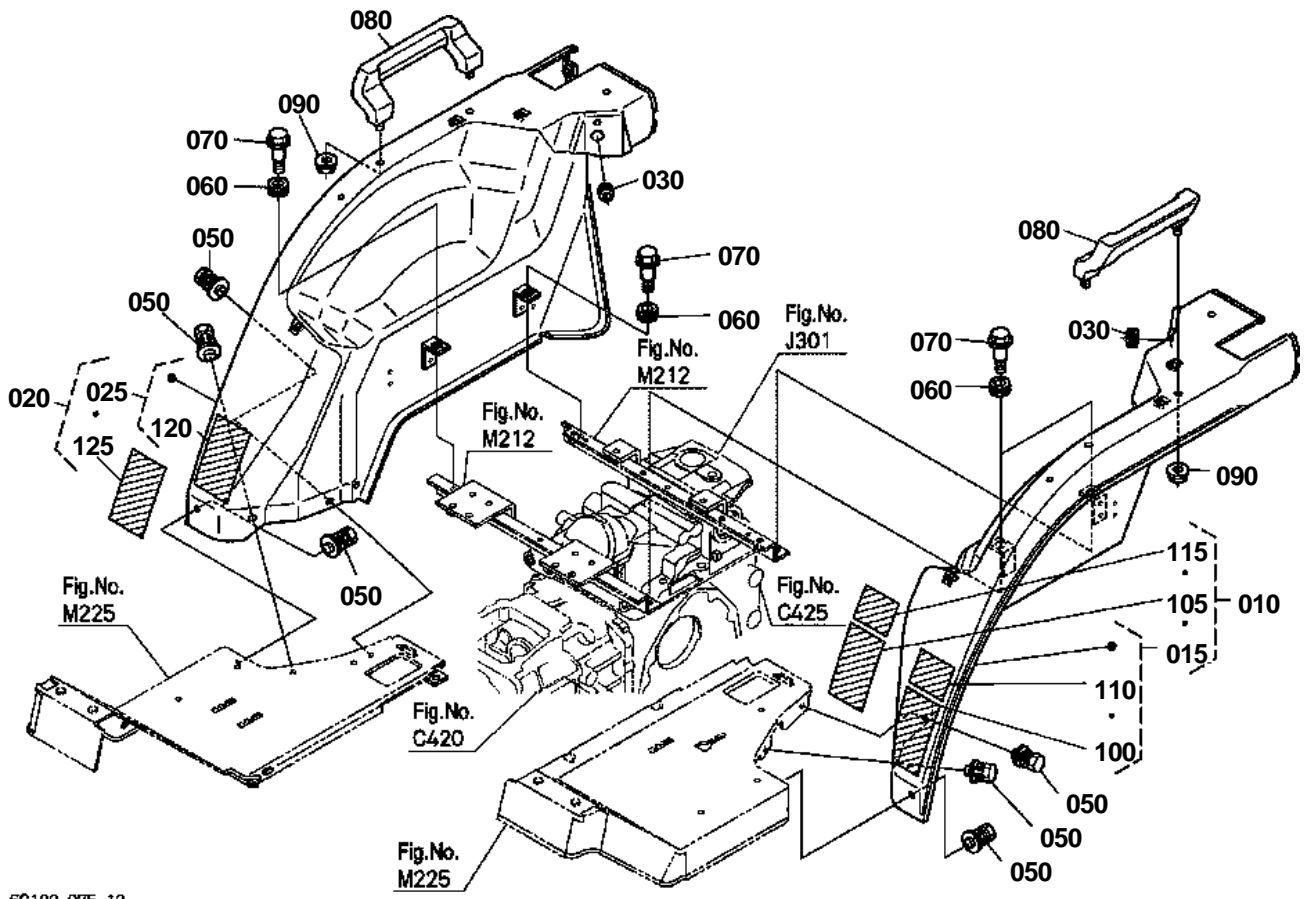


## LEVER GUIDE

↔ Interchangeable; ≠ not interchangeable; ← new for old; → old for new

REF.No	Part No.	Description	Q'ty	S.No.	I/C	REMARKS	Weight (kgf)	Weight (lb)
010	6C120-52100	ASSY GUIDE LEVER LH	1				0.37	0.814
020	6C120-47300	LABEL MID PTO	1				0.001	0.0022
030	6C120-47320	LABEL PTO	1				0.001	0.0022
040	6C120-47330	LABEL RANGE SHIFT	1				0.001	0.0022
045	6C120-47390	LABEL GUIDE	1				0.001	0.0022
050	6C160-52190	ASSY GUIDE LEVER RH	1				0.42	0.924
060	6C190-47350	LABEL HYDRAULIC	1				0.001	0.0022
070	6C040-47362	LABEL 4WD	1				0.001	0.0022
080	6C040-47382	LABEL GUIDE	1				0.001	0.0022
090	6C040-47392	LABEL GUIDE	1				0.001	0.0022
100	6C190-52140	HOLDER HYD.LEVER UP	1				0.017	0.0374
110	6C190-52160	HOLDER HYD.LEVER DO.	1				0.017	0.0374
120	31351-18790	BOLT FLANGE	2				0.007	0.0154
130	31351-18860	WASHER	2				0.002	0.0044
140	01025-50612	BOLT	8				0.005	0.011



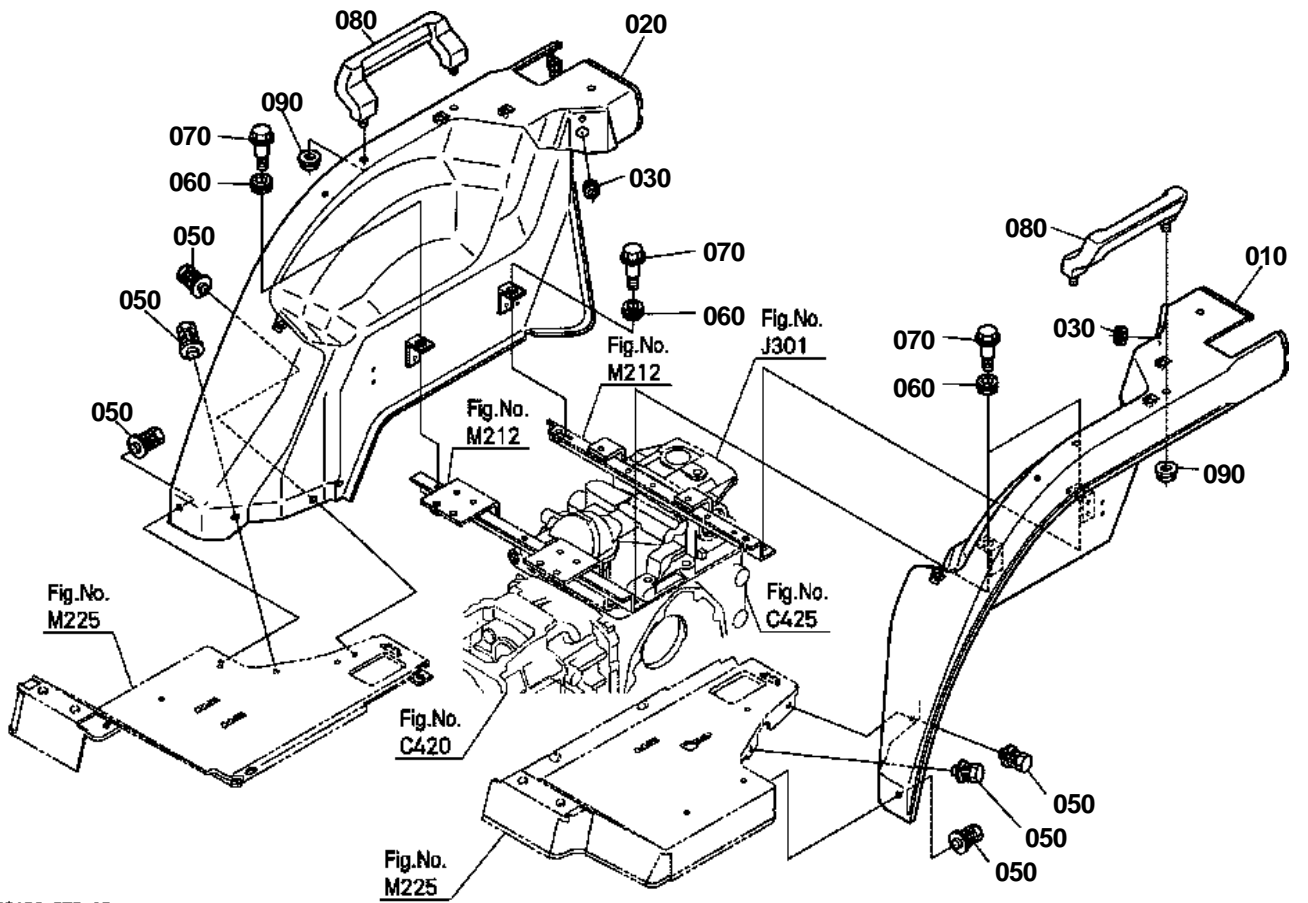


6C100-075-10

**FENDER [EXCEPT [AU] [NZ]]**

↔ Interchangeable; ≠ not interchangeable; ← new for old; → old for new

REF.No	Part No.	Description	Q'ty	S.No.	I/C	REMARKS	Weight (kgf)	Weight (lb)
010	6C120-99132	KIT FENDER LH(A)	1			ENGLISH	5.25	11.55
015	6C120-99102	KIT FENDER LH(B)	1			FRENCH	6	13.2
020	6C040-99140	KIT FENDER RH(A)	1			ENGLISH	4.2	9.24
025	6C040-99160	KIT FENDER RH(B)	1			FRENCH	0	0
030	32150-29180	CAP RUBBER	2				0.002	0.0044
040	99999-99999	BLANK	0				0	0
050	01125-50818	BOLT	6				0.015	0.033
050	01125-60816	BOLT	6		<<		0.01	0.022
060	6A100-51380	CUSHION	4				0.003	0.0066
070	6C040-51342	BOLT	4				0.017	0.0374
080	6C070-52170	HANDRAIL	2				0.25	0.55
090	02131-50100	NUT	4				0.01	0.022
100	6C070-47422	LABEL SAFETY	1			ENGLISH	0.005	0.011
105	6C071-47422	LABEL SAFETY	1			FRENCH	0.005	0.011
110	6C120-47450	LABEL PTO	1			ENGLISH	0.001	0.0022
115	6C121-47450	LABEL PTO	1			FRENCH	0.001	0.0022
120	TA040-49320	LABEL ROPS WARNING	1			ENGLISH	0.001	0.0022
125	TA040-49150	LABEL ROPS WARNING	1			FRENCH	0.003	0.0066



6C100-076-10

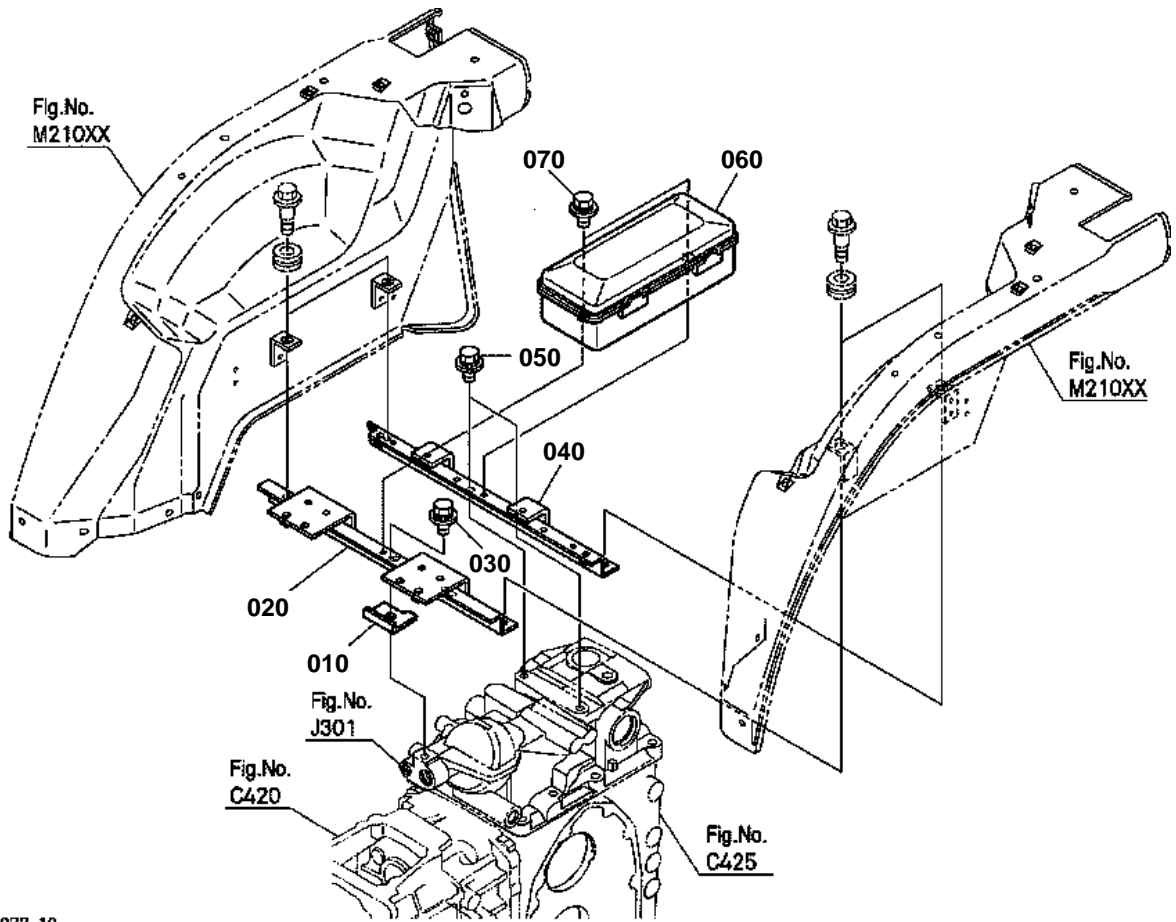


FENDER [AU] [NZ]

↔ Interchangeable; ≠ not interchangeable; ← new for old; → old for new

REF.No	Part No.	Description	Q'ty	S.No.	I/C	REMARKS	Weight (kgf)	Weight (lb)
010	6C040-52714	FENDER LH	1				6.8	14.96
020	6C040-52724	FENDER RH	1				3.4	7.48
030	32150-29180	CAP RUBBER	2				0.002	0.0044
040	99999-99999	BLANK	0				0	0
050	01125-50818	BOLT	6				0.015	0.033
050	01125-60816	BOLT	6		<<		0.01	0.022
060	6A100-51380	CUSHION	4				0.003	0.0066
070	6C040-51342	BOLT	4				0.017	0.0374
080	6C070-52170	HANDRAIL	2				0.25	0.55
090	02131-50100	NUT	4				0.01	0.022

FENDER STAY



6C100-077-10

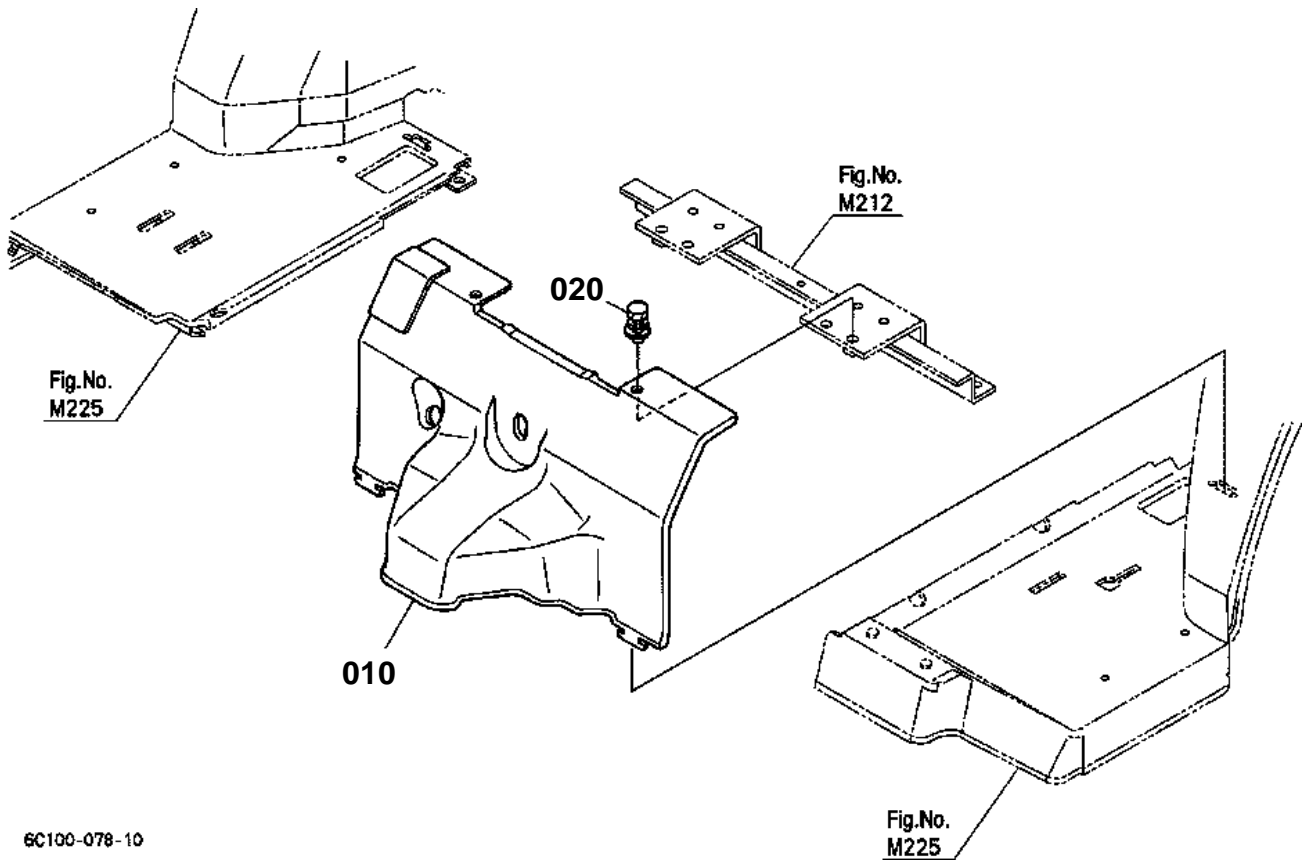


## FENDER STAY

↔ Interchangeable; ≠ not interchangeable; ← new for old; → old for new

REF.No	Part No.	Description	Q'ty	S.No.	I/C	REMARKS	Weight (kgf)	Weight (lb)
010	6C090-52882	PLATE	1				0.05	0.11
020	6C140-52730	STAY FENDER	1				1.1	2.42
030	01125-50818	BOLT	1				0.015	0.033
030	01125-60816	BOLT	1		←		0.01	0.022
040	6C140-52740	STAY FENDER	1				0.82	1.804
050	01125-51020	BOLT	2				0.005	0.011
060	6C040-52790	CASE TOOLS	1				0.23	0.506
070	01025-50616	BOLT	2				0.005	0.011

FLOOR SEAT



6C100-078-10



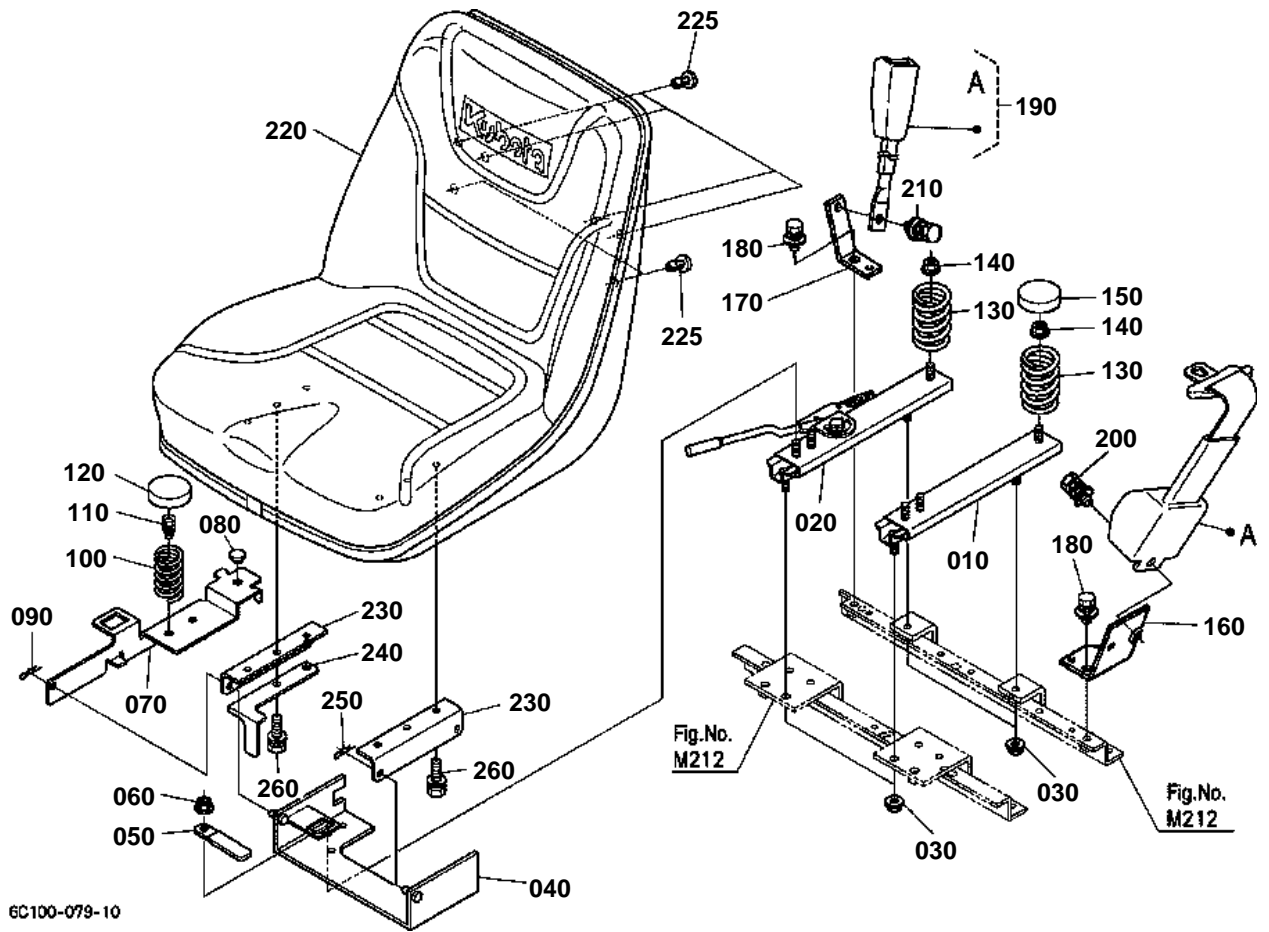
## FLOOR SEAT

↔ Interchangeable; ≠ not interchangeable; ← new for old; → old for new

REF.No	Part No.	Description	Q'ty	S.No.	I/C	REMARKS	Weight (kgf)	Weight (lb)
010	6C040-51370	COVER SEAT UNDER	1				0.38	0.836
020	01125-50818	BOLT	2				0.015	0.033
020	01125-60816	BOLT	2		<<		0.01	0.022



SEAT SUPPORT

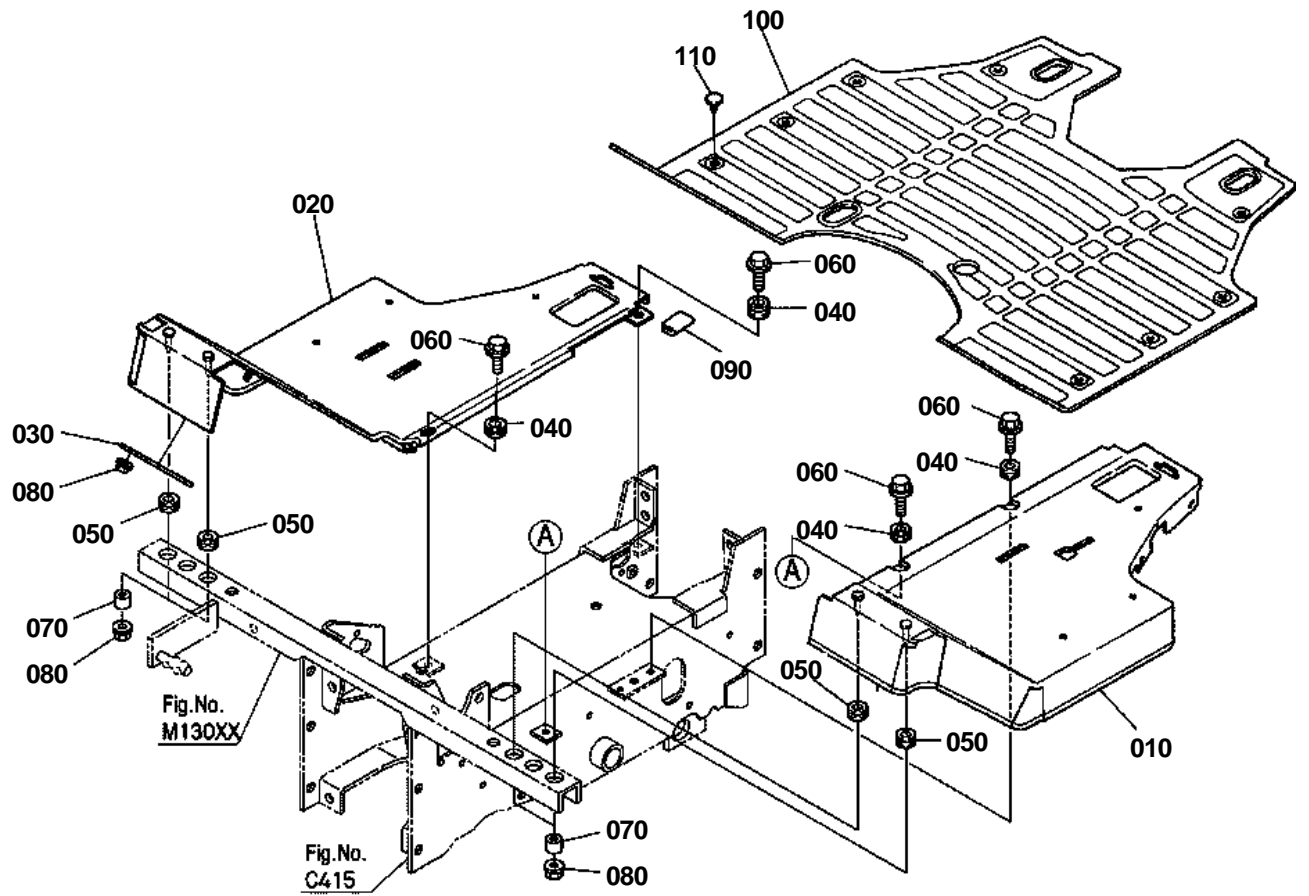




# SEAT SUPPORT

↔ Interchangeable; ≠ not interchangeable; ← new for old; → old for new

REF.No	Part No.	Description	Q'ty	S.No.	I/C	REMARKS	Weight (kgf)	Weight (lb)
010	6C140-45910	ADJUSTER SEAT LH	1				0.65	1.43
020	6C140-45920	ADJUSTER SEAT RH	1				0.85	1.87
030	02121-50080	NUT	4				0.01	0.022
040	6C190-45950	STAY SEAT RAIL	1				1.01	2.222
050	13824-67580	CLAMP CORD	1				0.006	0.0132
060	02121-50080	NUT	4				0.01	0.022
070	6C190-45970	STAY SEAT SWITCH	1				0.45	0.99
080	38240-29870	CUSHION	1				0.004	0.0088
090	05525-50800	PIN SNAP	1				0.001	0.0022
100	6C060-45983	SPRING SEAT SWITCH	1				0.031	0.0682
110	01125-60820	BOLT	1				0.015	0.033
120	6C060-45990	CAP SPRING	1				0.011	0.0242
130	6C040-45990	SPRING SEAT	2				0.2	0.44
140	02121-50080	NUT	2				0.01	0.022
150	66301-52820	CAP SPRING	1				0.04	0.088
160	6C040-52760	STAY SEAT BELT LH	1				0.3	0.66
170	6C040-52770	STAY SEAT BELT RH	1				0.1	0.22
180	01125-50818	BOLT	2				0.015	0.033
180	01125-60820	BOLT	2		<<		0.015	0.033
190	K2561-56850	ASSY BELT SEAT	1				0.81	1.782
200	01135-61020	BOLT	1				0.015	0.033
210	01135-61025	BOLT	1				0.04	0.088
220	K2571-56110	SEAT	1				9	19.8
225	K2571-56120	PLUG	6				0.001	0.0022
230	6C190-45960	STAY SEAT	2				0.29	0.638
240	6C190-45730	SPRING PLATE	1				0.05	0.11
250	05525-50800	PIN SNAP	1				0.001	0.0022
260	01123-50820	BOLT	4				0.011	0.0242

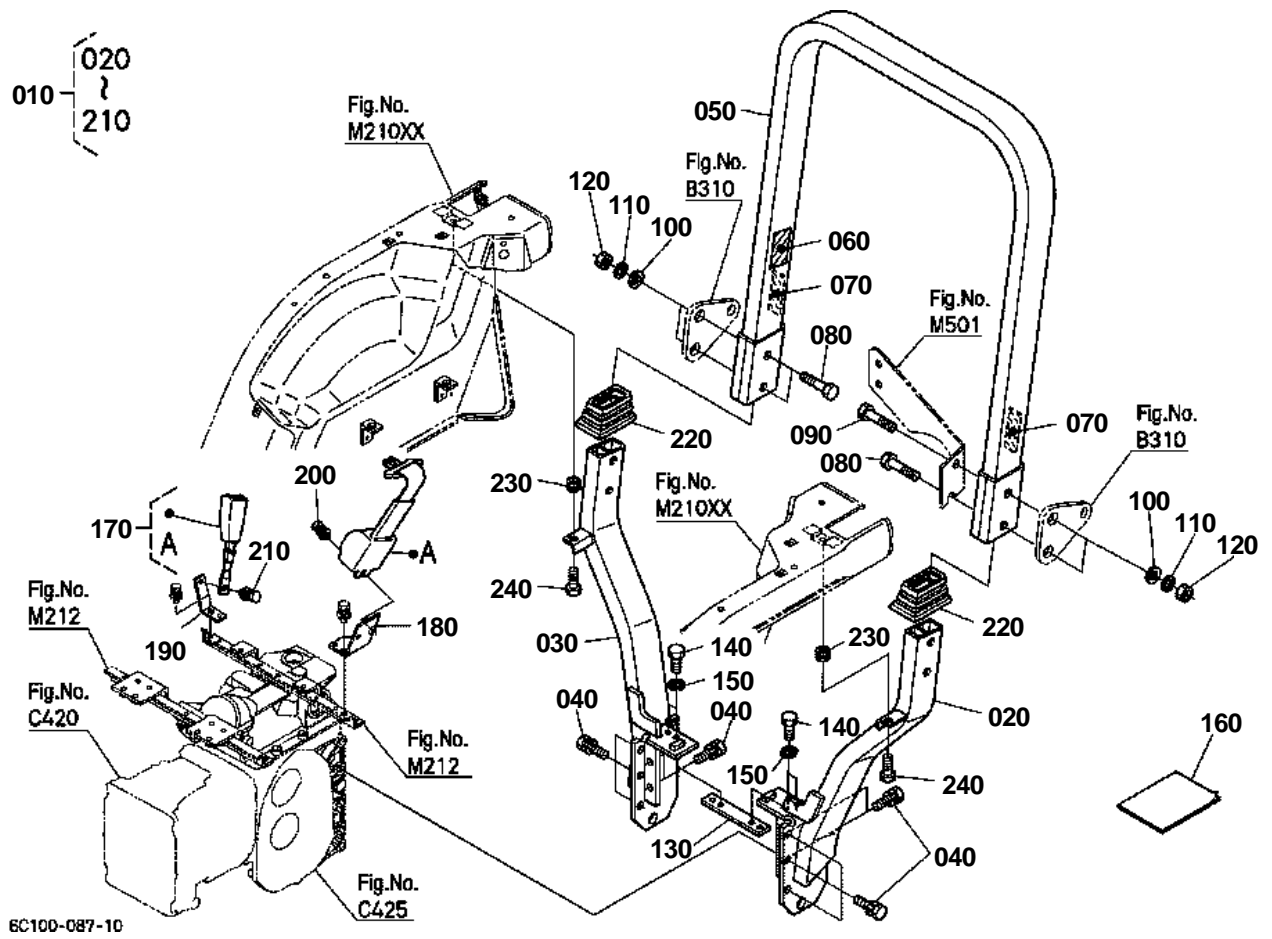


6C100-080-10

**STEP**

↔ Interchangeable; ≠ not interchangeable; ← new for old; → old for new

REF.No	Part No.	Description	Q'ty	S.No.	I/C	REMARKS	Weight (kgf)	Weight (lb)
010	6C040-51319	STEP LH	1				2.22	4.884
020	6C040-51326	STEP RH	1				2.2	4.84
030	6C040-51330	SUPPORT STEP RH	1				0.073	0.1606
040	6A100-51380	CUSHION	4				0.003	0.0066
050	6A100-51380	CUSHION	4				0.003	0.0066
060	6C040-51342	BOLT	4				0.017	0.0374
070	6C040-51390	COLLAR	4				0.003	0.0066
080	02121-50080	NUT	6				0.01	0.022
090	6C040-51350	CUSHION	1				0.002	0.0044
100	6C110-51360	MAT STEP	1				2.3	5.06
110	67955-51340	STOPPER	12				0.001	0.0022



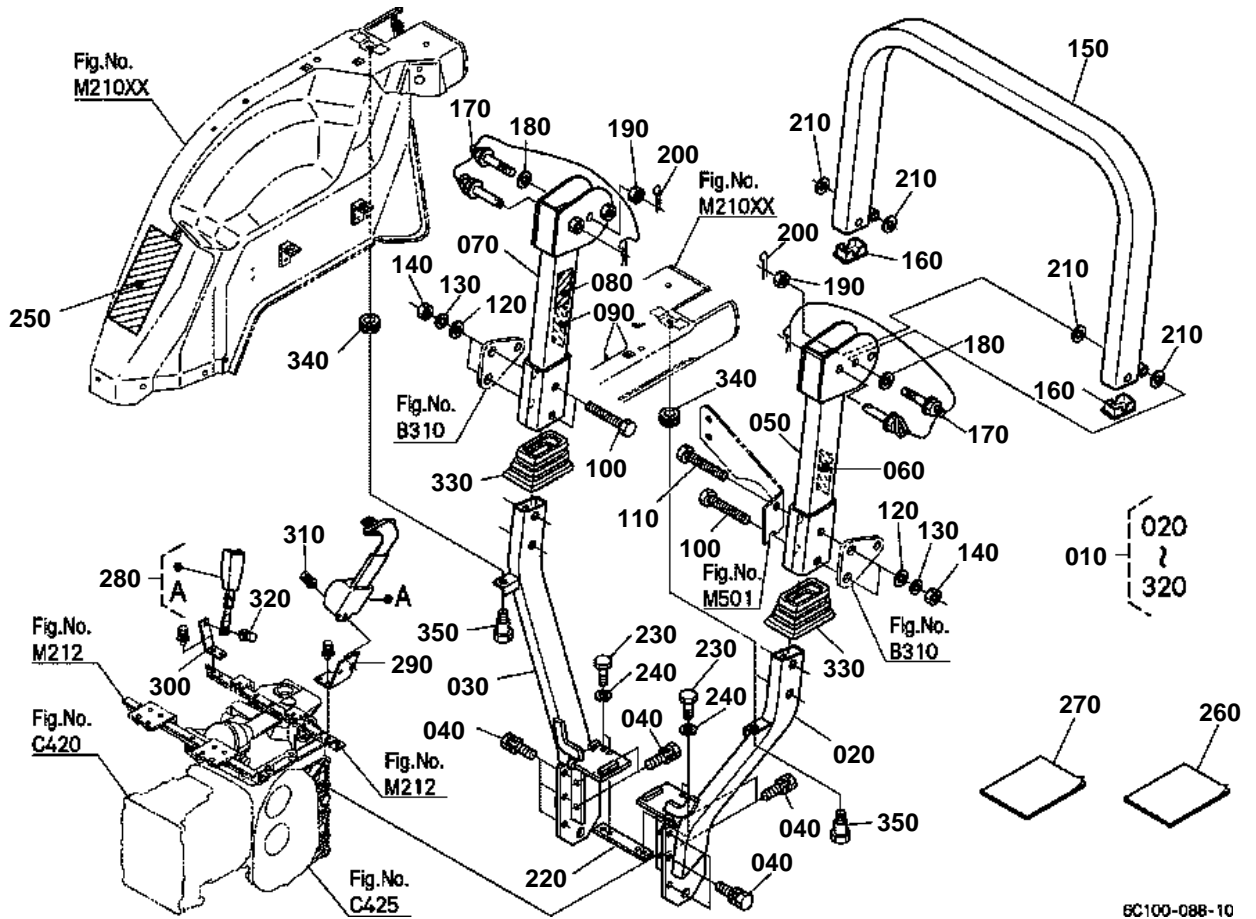
6C100-087-10



## ROPS(RIGID TYPE) [EXCEPT [AU]]

↔ Interchangeable; ≠ not interchangeable; ← new for old; → old for new

REF.No	Part No.	Description	Q'ty	S.No.	I/C	REMARKS	Weight (kgf)	Weight (lb)
010	6C140-88504	ASSY ROPS	1				0	0
020	99999-99999	FRAME LOWER LH	1				0	0
030	99999-99999	ASSY FRAME LOWER RH	1				0	0
040	01123-51235	BOLT	10				0.041	0.0902
050	99999-99999	FRAME UPPER	1				0	0
060	6C140-47460	LABEL ROPS WARNING	1			ENGLISH	0.001	0.0022
060	6C141-47460	LABEL ROPS WARNING	1			FRENCH	0.001	0.0022
070	6C140-54990	REFLECTOR LABEL	2				0.003	0.0066
080	0Y109-50944	BOLT	3				0.1	0.22
090	0Y109-50948	BOLT	1				0.11	0.242
100	04013-60140	WASHER PLAIN	4				0.01	0.022
110	0Y450-50090	WASHER SPRING	4				0.007	0.0154
120	0Y205-50090	NUT	4				0.03	0.066
130	99999-99999	PLATE CONNECTOR	1				0	0
140	0Y109-50616	BOLT	4				0.2	0.44
150	0Y450-50060	WASHER SPRING	4				0.003	0.0066
160	99999-99999	MANUAL ASSEMBLY	1				0	0
170	K2561-56850	ASSY BELT SEAT	1				0.81	1.782
180	6C040-52760	STAY SEAT BELT LH	1				0.3	0.66
190	6C040-52770	STAY SEAT BELT RH	1				0.1	0.22
200	01135-61020	BOLT	1				0.015	0.033
210	01135-61025	BOLT	1				0.04	0.088
220	6C040-72210	COVER ROPS	2				0.066	0.1452
230	6A100-51380	CUSHION	2				0.003	0.0066
240	6C040-51342	BOLT	2				0.017	0.0374



6C100-088-10

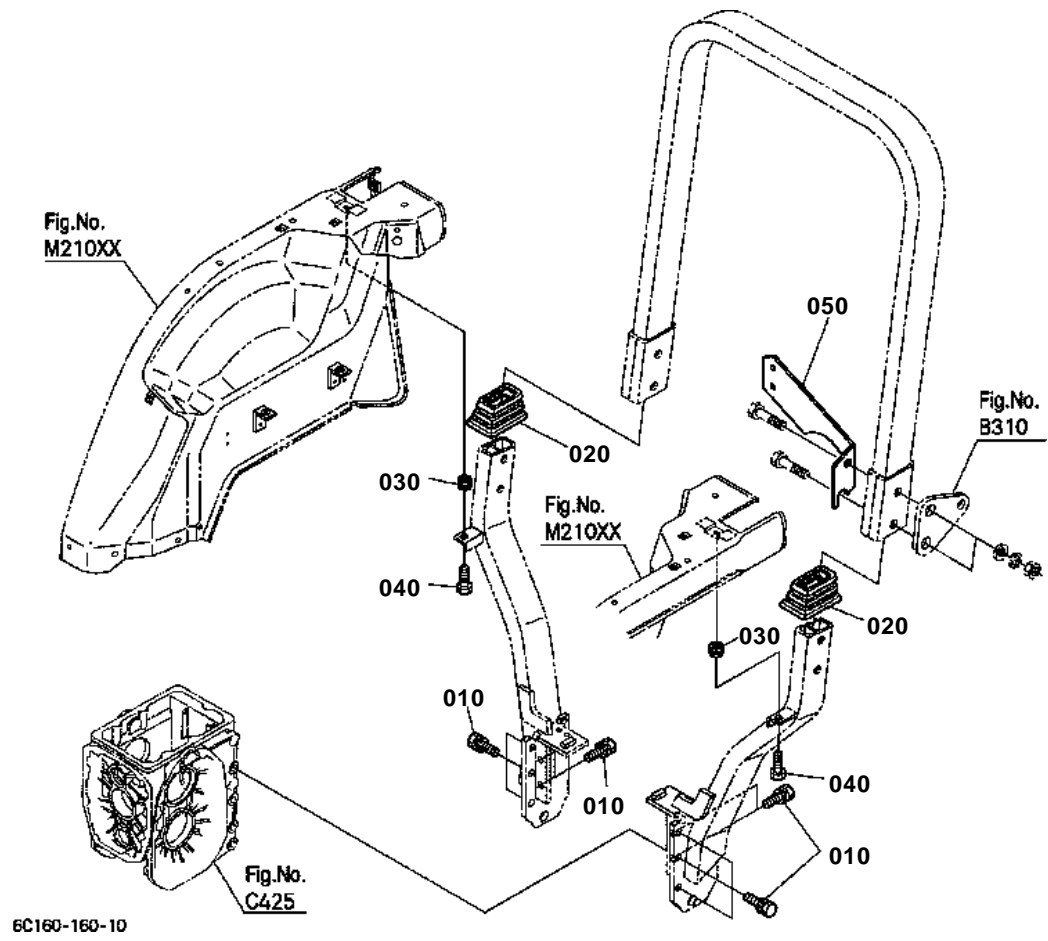


ROPS(FOLDABLE TYPE) [EXCEPT [AU]]

↔ Interchangeable; ≠ not interchangeable; ← new for old; → old for new

REF.No	Part No.	Description	Q'ty	S.No.	I/C	REMARKS	Weight (kgf)	Weight (lb)
010	6C140-89500	ASSY ROPS	1				0	0
020	99999-99999	FRAME LOWER LH	1				0	0
030	99999-99999	ASSY FRAME LOWER RH	1				0	0
040	01123-51235	BOLT	10				0.041	0.0902
050	99999-99999	FRAME MIDDLE LH	1				0	0
060	6C140-54990	REFLECTOR LABEL	1				0.003	0.0066
070	99999-99999	FRAME MIDDLE RH	1				0	0
080	3A111-95540	LABEL ROPS CAUTION	1			ENGLISH	0.003	0.0066
080	3A112-95540	LABEL ROPS CAUTION	1			FRENCH	0.003	0.0066
090	6C140-54990	REFLECTOR LABEL	1				0.003	0.0066
100	0Y109-50952	BOLT	3				0.11	0.242
110	0Y109-50956	HEX.BOLT	1				0	0
110	75599-04670	BOLT	1		<<		0	0
120	04013-60140	WASHER PLAIN	4				0.01	0.022
130	0Y450-50090	WASHER SPRING	4				0.007	0.0154
140	0Y205-50090	NUT	4				0.03	0.066
150	99999-99999	FRAME UPPER	1				0	0
160	TC050-48773	COVER ROPS	2				0.03	0.066
170	TA240-48752	SET BOLT	2				0.435	0.957
180	04013-60160	WASHER PLAIN	2				0.01	0.022
190	02254-50160	NUT	2				0.04	0.088
200	05511-50430	PIN SPLIT	2				0.004	0.0088
210	04013-60160	WASHER PLAIN	4				0.01	0.022
220	99999-99999	PLATE CONNECTOR	1				0	0
230	0Y109-50616	BOLT	4				0.2	0.44
240	0Y450-50060	WASHER SPRING	4				0.003	0.0066
250	TA240-98480	LABEL ROPS WARNING	1			ENGLISH	0.005	0.011
250	3A112-98480	LABEL ROPS WARNING	1			FRENCH	0.004	0.0088
260	99999-99999	MANUAL ASSEMBLY	1				0	0
270	TA240-48680	OPERATOR'S MANUAL	1				0.025	0.055
280	K2561-56850	ASSY BELT SEAT	1				0.81	1.782
290	6C040-52760	STAY SEAT BELT LH	1				0.3	0.66
300	6C040-52770	STAY SEAT BELT RH	1				0.1	0.22
310	01135-61020	BOLT	1				0.015	0.033
320	01135-61025	BOLT	1				0.04	0.088
330	6C040-72210	COVER ROPS	2				0.066	0.1452
340	6A100-51380	CUSHION	2				0.003	0.0066
350	6C040-51342	BOLT	2				0.017	0.0374



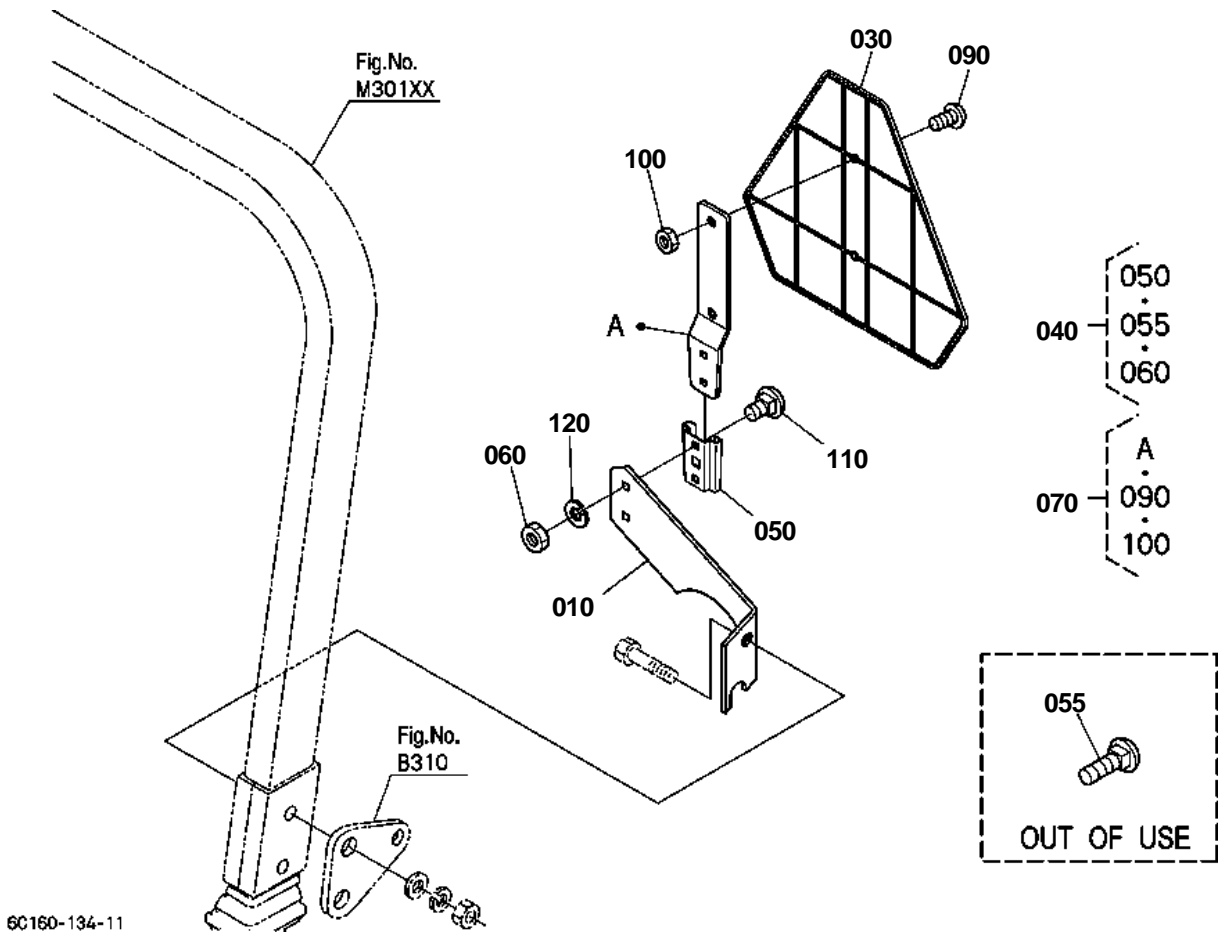




ROPS [AU]

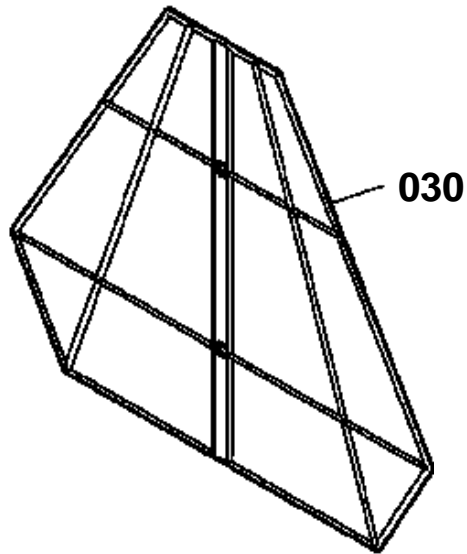
↔ Interchangeable; ≠ not interchangeable; ← new for old; → old for new

REF.No	Part No.	Description	Q'ty	S.No.	I/C	REMARKS	Weight (kgf)	Weight (lb)
010	01123-51235	BOLT	10				0.041	0.0902
020	6C040-72210	COVER ROPS	2				0.066	0.1452
030	6A100-51380	CUSHION	2				0.003	0.0066
040	6C040-51342	BOLT	2				0.017	0.0374
050	6C140-54950	BRACKET SMV	1				0.85	1.87



6C160-134-11

## OLD PARTS

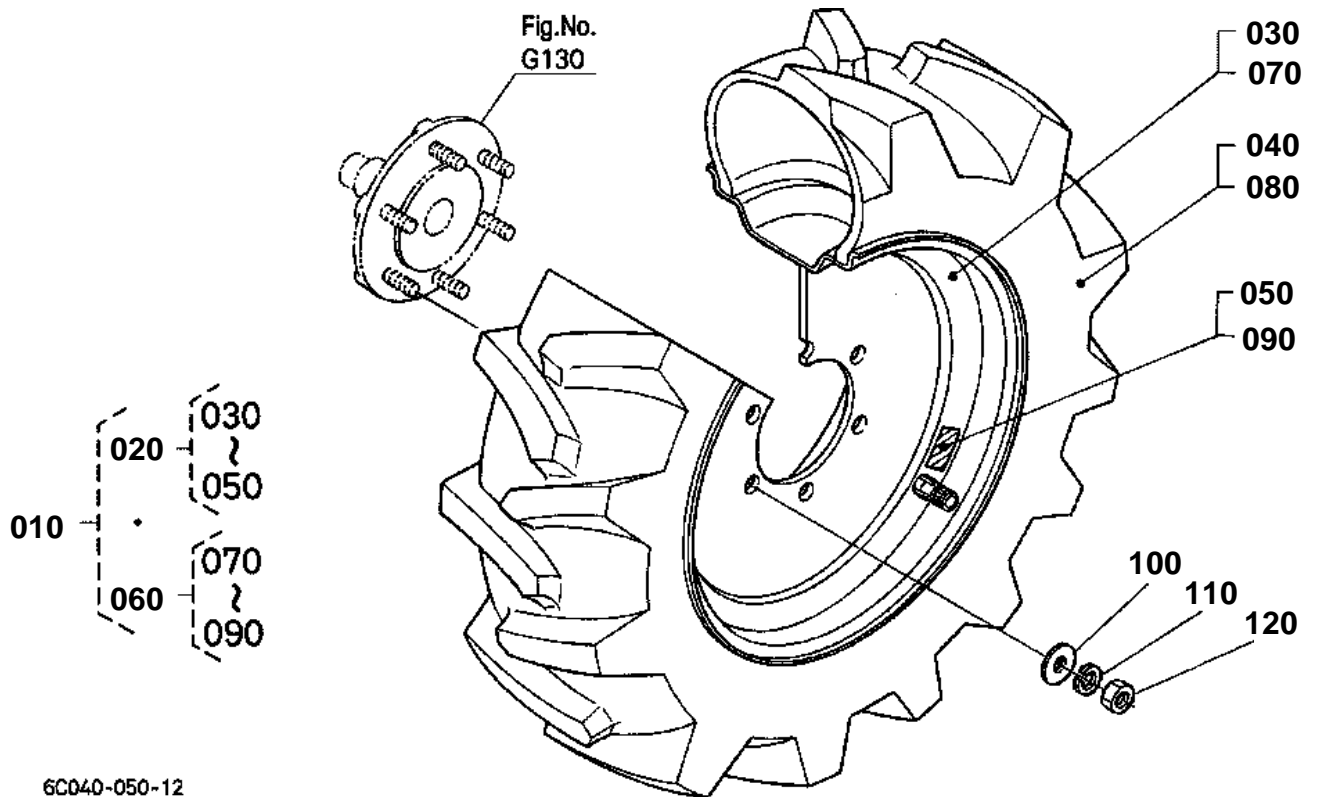


6C160-800-10

**SMV EMBLEM [EXCEPT [AU]]**

↔ Interchangeable; ≠ not interchangeable; ← new for old; → old for new

REF.No	Part No.	Description	Q'ty	S.No.	I/C	REMARKS	Weight (kgf)	Weight (lb)
010	6C140-54950	BRACKET SMV	1				0.85	1.87
020	99999-99999	BLANK	0				0	0
030	7L500-89910	SIGN SMV	1	<=30570		NOT SALE	0.32	0.704
030	7L500-89912	SIGN SMV	1	>=30571	-		0.32	0.704
040	7L500-89920	SOCKET SMV SIGN	1				0.1	0.22
050	7L500-89930	SOCKET-MTG SMV	1				0.05	0.11
055	7L500-89940	BOLT SQUARE NECK	2			OUT OF USE	0.01	0.022
060	7L500-89950	NUT	2				0.004	0.0088
070	7L500-89960	SPADE SMV SIGN	1				0.24	0.528
080	99999-99999	BLANK	0				0	0
090	7L500-89980	VIS	2				0.02	0.044
100	7L500-89990	NUT	2				0.001	0.0022
110	7L500-89810	BOLT SQUARE NECK	2				0.011	0.0242
120	04512-60080	WASHER SPRING	2				0.002	0.0044



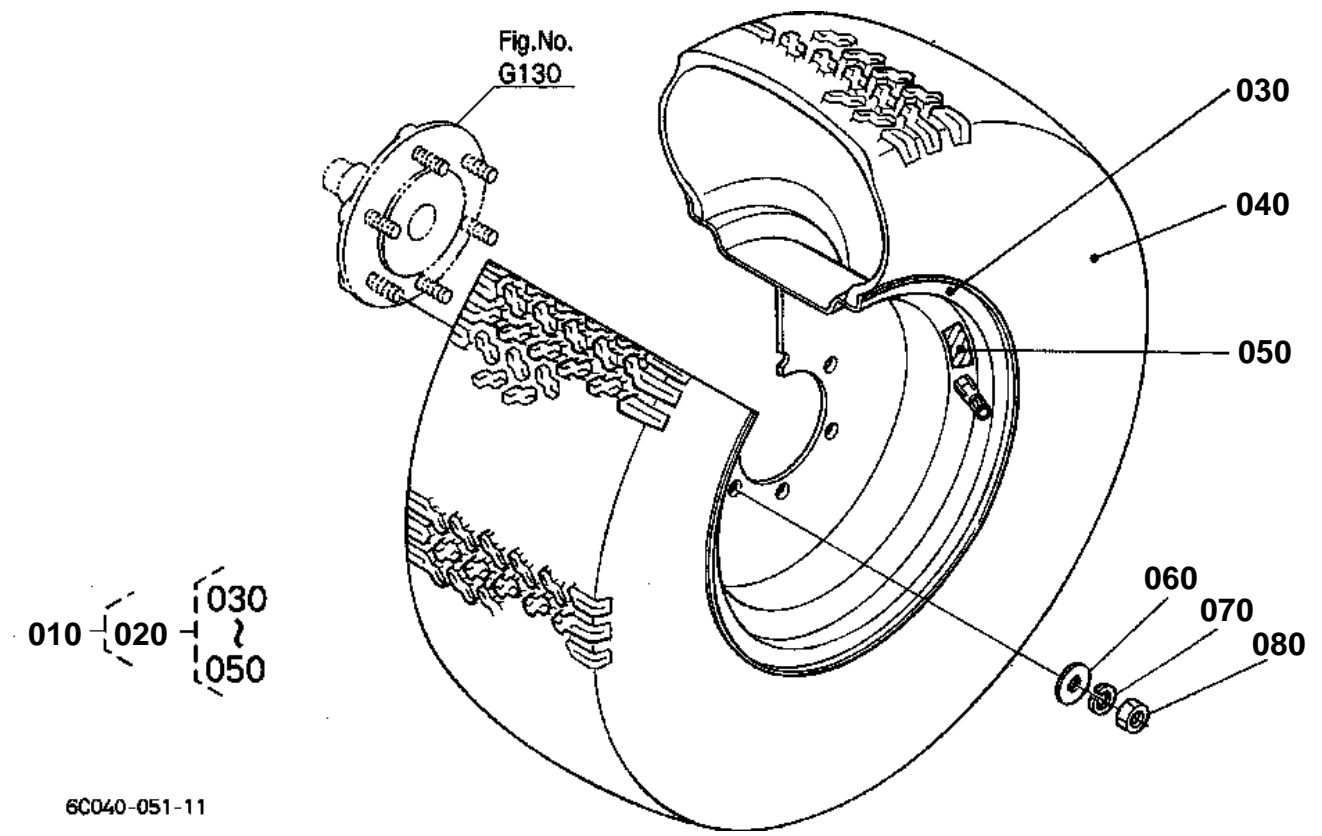
6C040-050-12



## FRONT WHEEL(6-12) [EXCEPT [AU] [NZ]]

↔ Interchangeable; ≠ not interchangeable; ← new for old; → old for new

REF.No	Part No.	Description	Q'ty	S.No.	I/C	REMARKS	Weight (kgf)	Weight (lb)
010	6C040-50210	ASSY TIRE FRONT	1				0	0
020	6C040-50220	ASSY TIRE LH	1				0	0
030	6C040-50240	WHEEL	1				0	0
040	66434-57140	TIRE	1				0	0
050	6C040-50250	LABEL TIRE LH	1			NOT SALE	0	0
060	6C040-50230	ASSY TIRE RH	1				0	0
070	6C040-50240	WHEEL	1				0	0
080	66434-57140	TIRE	1				0	0
090	6C040-50260	LABEL TIRE RH	1			NOT SALE	0	0
100	04013-60120	WASHER PLAIN	12				0.01	0.022
110	04512-60120	WASHER SPRING	12				0.005	0.011
120	02176-50120	NUT	12				0.01	0.022

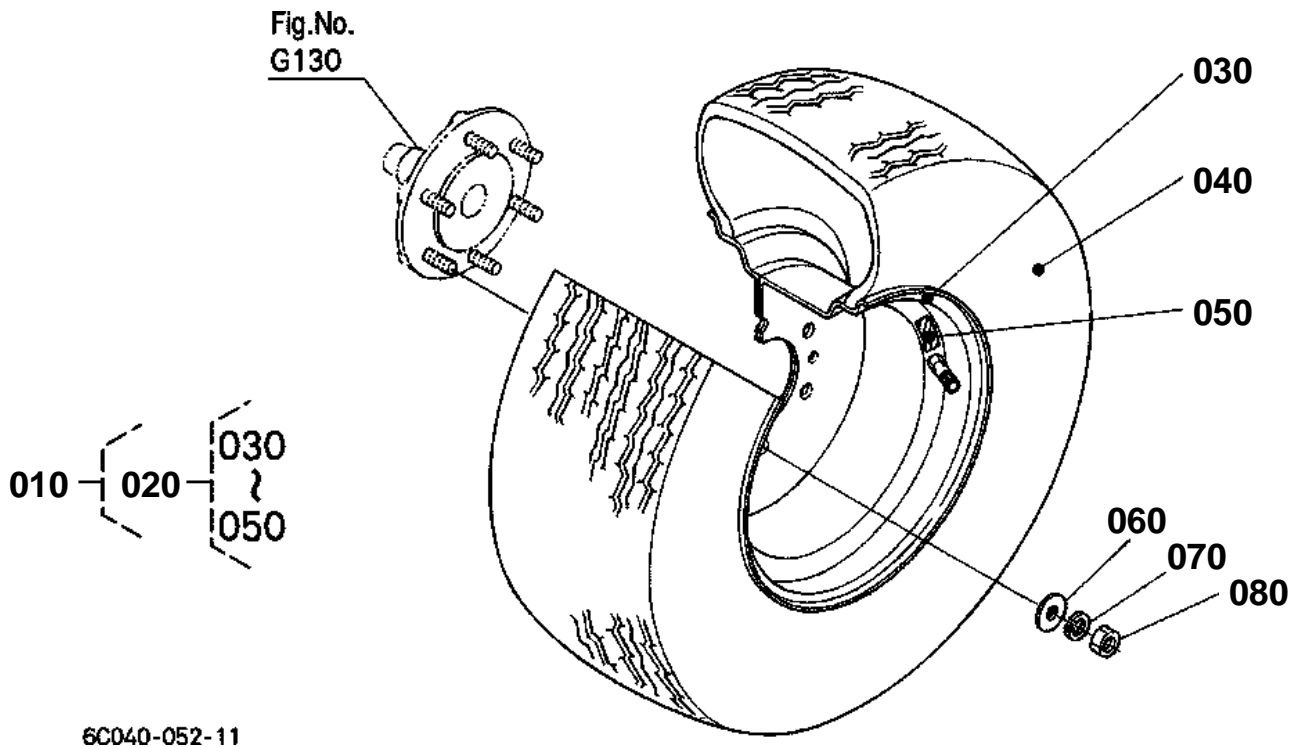




**FRONT WHEEL(23\*8.50-12) [EXCEPT [AU] [NZ]]**

↔ Interchangeable; ≠ not interchangeable; ← new for old; → old for new

REF.No	Part No.	Description	Q'ty	S.No.	I/C	REMARKS	Weight (kgf)	Weight (lb)
010	6C040-50410	ASSY TIRE	1				0	0
020	6C040-50420	ASSY TIRE	2				0	0
030	6C040-50430	WHEEL	2				0	0
040	6C040-50440	TIRE	2				0	0
050	6C040-50450	LABEL TIRE	2			NOT SALE	0	0
060	04013-60120	WASHER PLAIN	12				0.01	0.022
070	04512-60120	WASHER SPRING	12				0.005	0.011
080	02176-50120	NUT	12				0.01	0.022

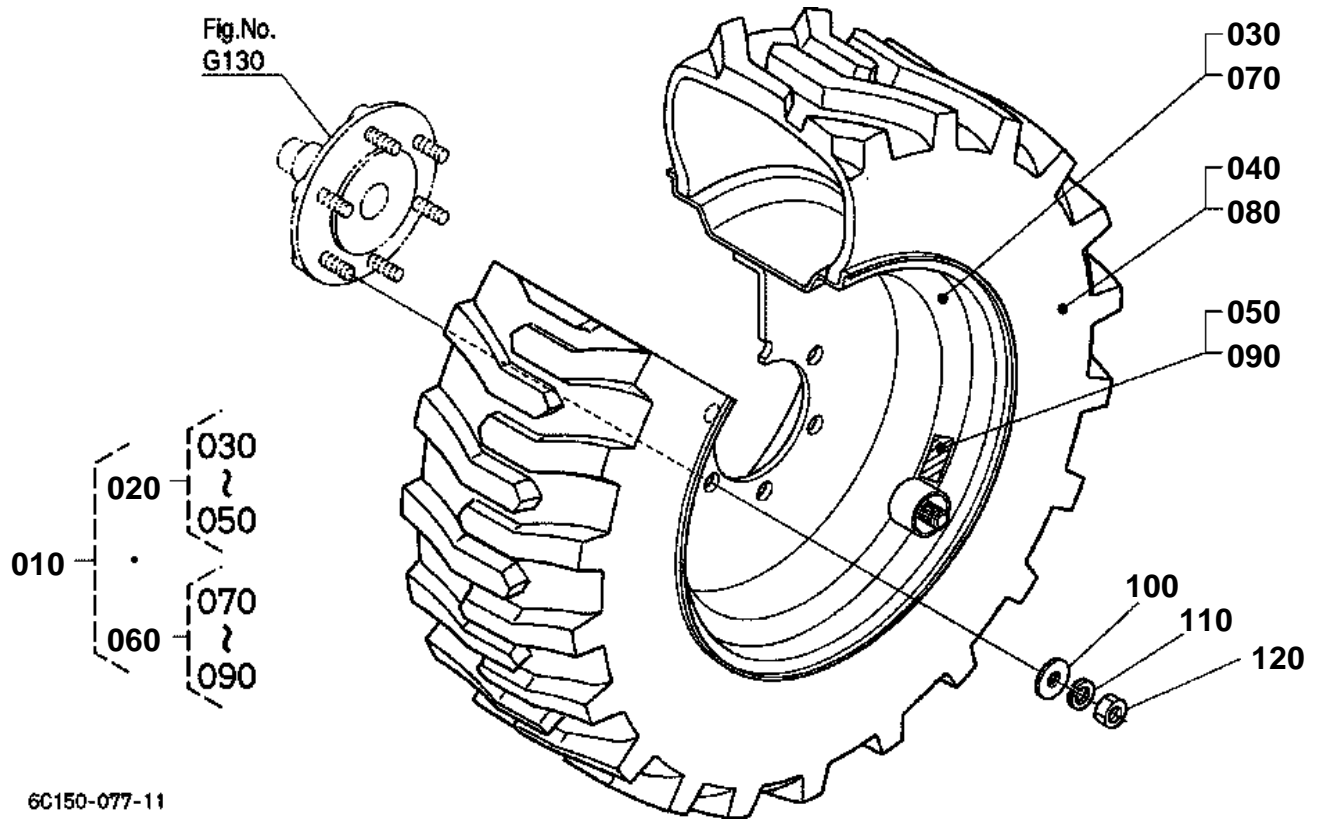


6C040-052-11

**FRONT WHEEL(21\*8.00-10) [EXCEPT [AU] [NZ]]**

↔ Interchangeable; ≠ not interchangeable; ← new for old; → old for new

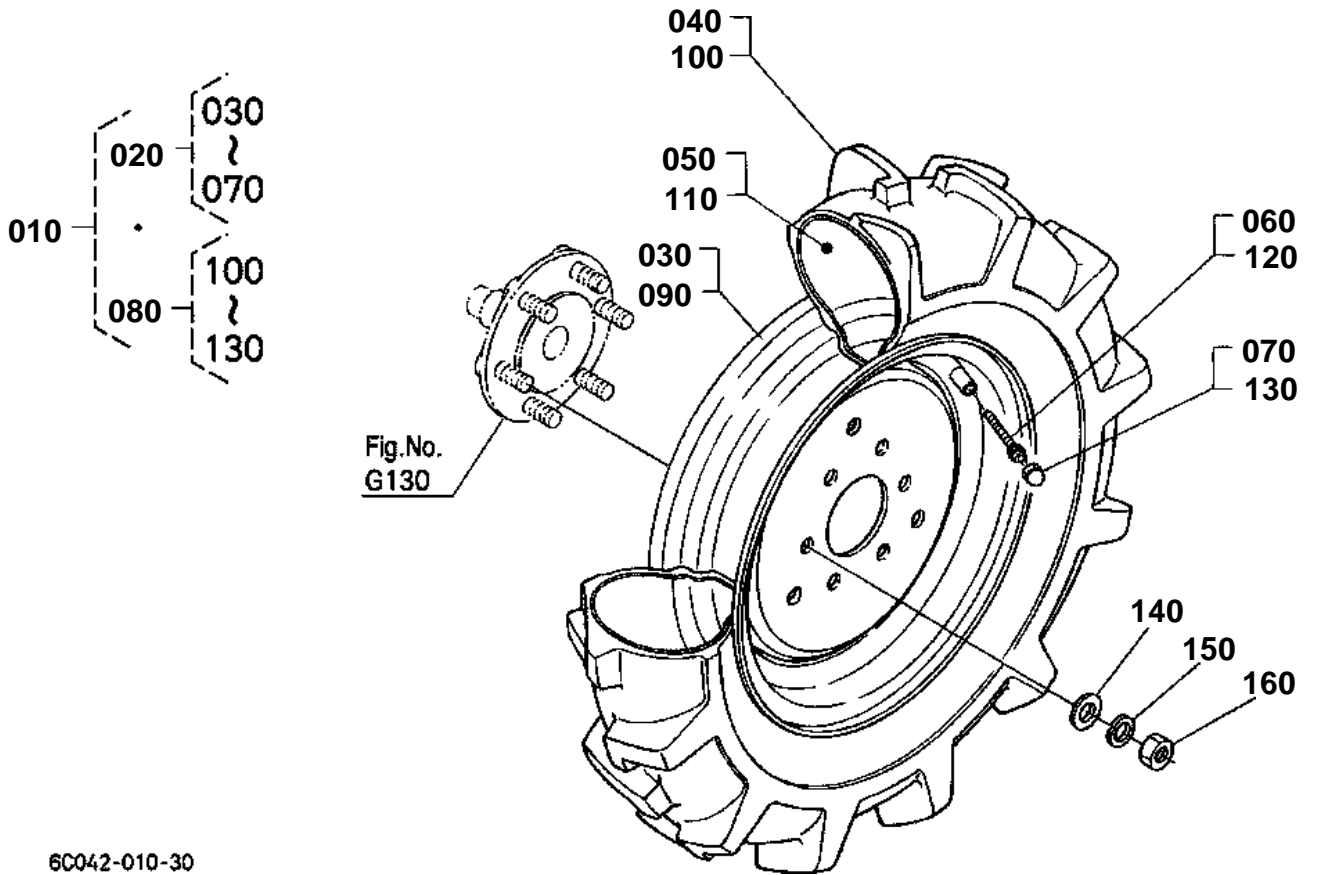
REF.No	Part No.	Description	Q'ty	S.No.	I/C	REMARKS	Weight (kgf)	Weight (lb)
010	6C040-50510	ASSY TIRE	1				0	0
020	6C040-50520	ASSY TIRE	2				0	0
030	6C040-50530	WHEEL	2				0	0
040	67404-57130	TIRE	2				0	0
050	6C040-50540	LABEL TIRE	2			NOT SALE	0	0
060	04013-60120	WASHER PLAIN	12				0.01	0.022
070	04512-60120	WASHER SPRING	12				0.005	0.011
080	02176-50120	NUT	12				0.01	0.022



**FRONT WHEEL(23\*8.50-12) [EXCEPT [AU] [NZ]]**

↔ Interchangeable; ≠ not interchangeable; ← new for old; → old for new

REF.No	Part No.	Description	Q'ty	S.No.	I/C	REMARKS	Weight (kgf)	Weight (lb)
010	6C040-50610	ASSY TIRE FRONT	1				0	0
020	6C040-50620	ASSY TIRE LH	1				0	0
030	6C040-50640	WHEEL	1				0	0
040	6C040-50650	TIRE	1				0	0
050	6C040-50660	LABEL TIRE LH	1				0	0
060	6C040-50630	ASSY TIRE RH	1				0	0
070	6C040-50640	WHEEL	1				0	0
080	6C040-50650	TIRE	1				0	0
090	6C040-50670	LABEL TIRE RH	1			NOT SALE	0	0
100	04013-60120	WASHER PLAIN	12				0.01	0.022
110	04512-60120	WASHER SPRING	12				0.005	0.011
120	02176-50120	NUT	12				0.01	0.022



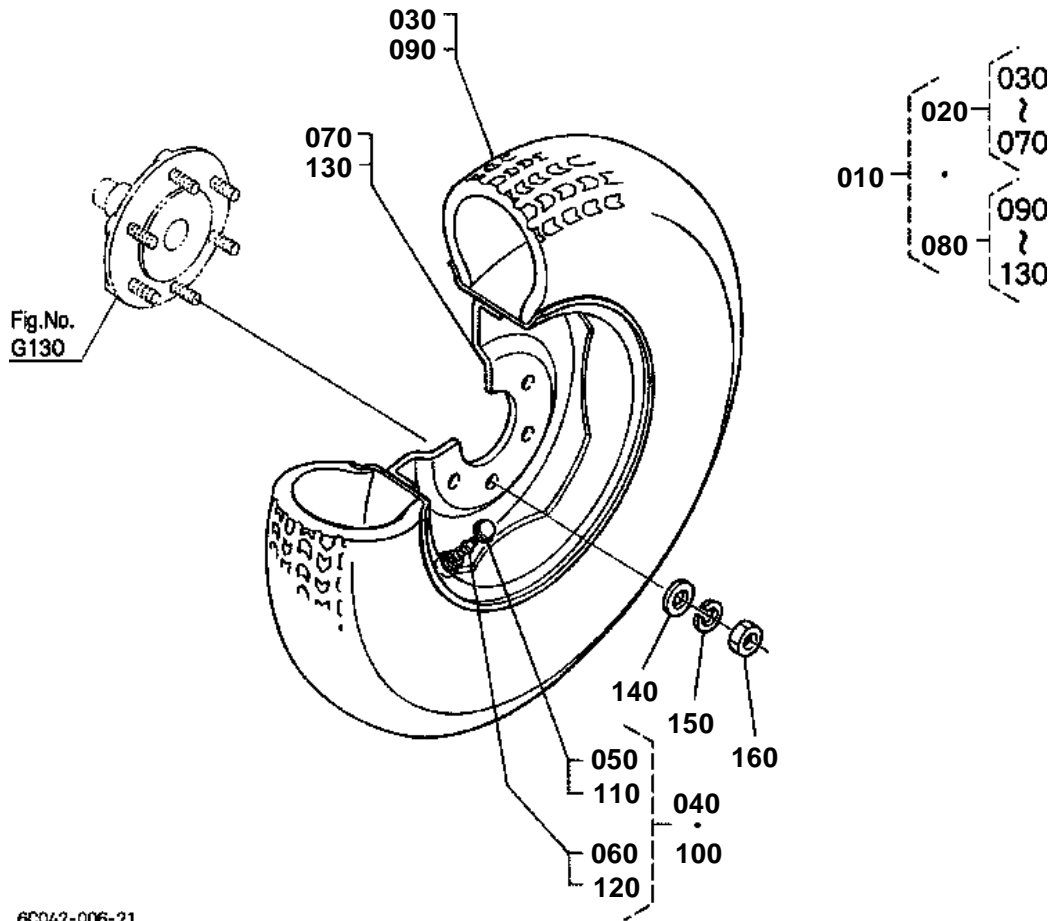
6C042-010-30



FRONT WHEEL(6-12) [AU] [NZ]

↔ Interchangeable; ≠ not interchangeable; ← new for old; → old for new

REF.No	Part No.	Description	Q'ty	S.No.	I/C	REMARKS	Weight (kgf)	Weight (lb)
010	6C042-50110	ASSY WHEEL	1				27	59.4
020	6C042-50120	ASSY WHEEL LH	1				13.5	29.7
030	37500-57920	WHEEL	1				5.8	12.76
040	67521-57330	TIRE	1				7.4	16.28
050	93016-01120	TUBE	1				0.7	1.54
060	32150-27740	CORE VALVE	1				0.003	0.0066
070	38240-11690	CAP VALVE	1				0.001	0.0022
080	6C042-50130	ASSY WHEEL RH	1				13.5	29.7
090	37500-57920	WHEEL	1				5.8	12.76
100	67521-57330	TIRE	1				7.4	16.28
110	93016-01120	TUBE	1				0.7	1.54
120	32150-27740	CORE VALVE	1				0.003	0.0066
130	38240-11690	CAP VALVE	1				0.001	0.0022
140	04013-60120	WASHER PLAIN	12				0.01	0.022
150	04512-60120	WASHER SPRING	12				0.005	0.011
160	02176-50120	NUT	12				0.01	0.022

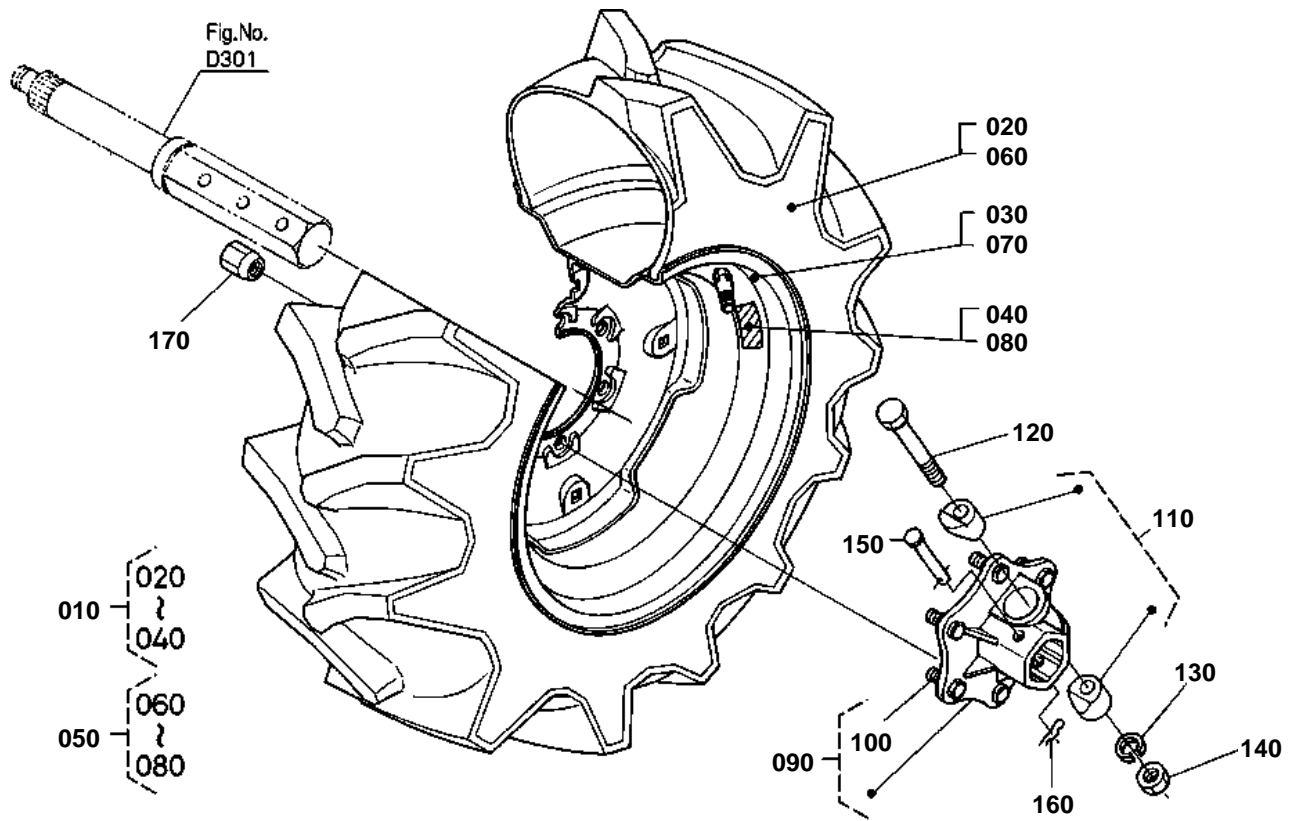




**FRONT WHEEL(22\*8.50-12) [AU] [NZ]**

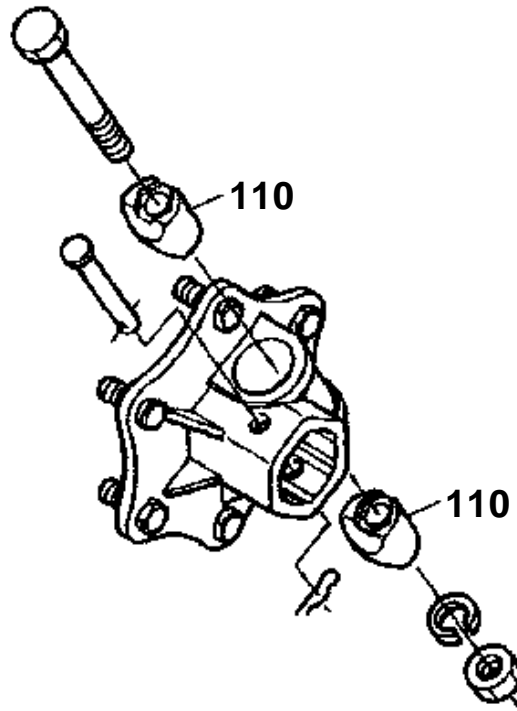
↔ Interchangeable; ≠ not interchangeable; ← new for old; → old for new

REF.No	Part No.	Description	Q'ty	S.No.	I/C	REMARKS	Weight (kgf)	Weight (lb)
010	6C042-50510	ASSY TIRE	1				28.4	62.48
020	6C042-50520	TIRE ASSY	1				14.2	31.24
030	67950-59430	TIRE	1				7.4	16.28
040	34159-11850	VALVE TIRE	1				0.013	0.0286
050	38240-11690	CAP VALVE	1				0.001	0.0022
060	32150-27740	CORE VALVE	1				0.003	0.0066
070	6C042-50340	WHEEL	1				7.21	15.862
080	6C042-50530	ASSY TIRE RH	1				14.2	31.24
090	67950-59430	TIRE	1				7.4	16.28
100	34159-11850	VALVE TIRE	1				0.013	0.0286
110	38240-11690	CAP VALVE	1				0.001	0.0022
120	32150-27740	CORE VALVE	1				0.003	0.0066
130	6C042-50340	WHEEL	1				7.21	15.862
140	04013-60120	WASHER PLAIN	12				0.01	0.022
150	04512-60120	WASHER SPRING	12				0.005	0.011
160	02176-50120	NUT	12				0.01	0.022



6C100-081-11

## OLD PARTS



6C100-800-10

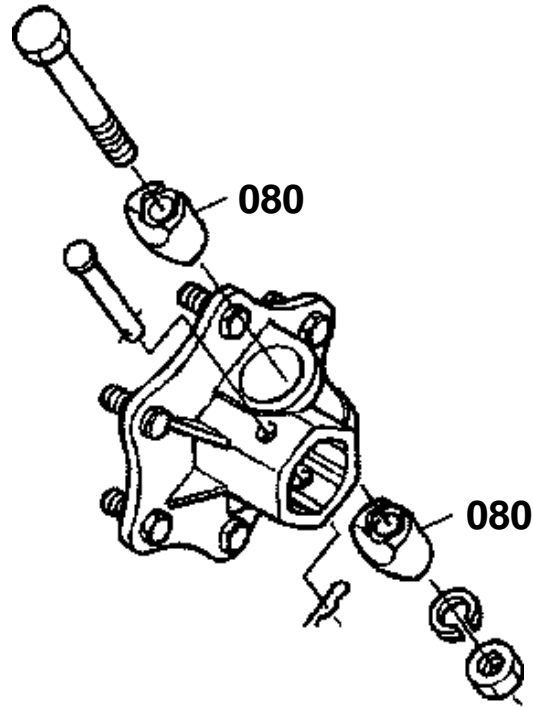
**REAR WHEEL(9.5-16) [EXCEPT [AU] [NZ]]**

↔ Interchangeable; ≠ not interchangeable; ← new for old; → old for new

REF.No	Part No.	Description	Q'ty	S.No.	I/C	REMARKS	Weight (kgf)	Weight (lb)
010	6C120-50800	ASSY TIRE LH	1				0	0
020	TD060-44930	TIRE	1				15	33
030	66436-17640	WHEEL	1				19	41.8
040	99999-99999	LABEL TIRE LH	1				0	0
050	6C120-50900	ASSY TIRE RH	1				0	0
060	TD060-44930	TIRE	1				15	33
070	66436-17640	WHEEL	1				19	41.8
080	6C120-50990	LABEL TIRE RH	1				0	0
090	6C040-17413	ASSY HUB WHEEL	2				2.6	5.72
100	66704-17313	BOLT	12				0.049	0.1078
110	6C040-17460	COTTER	4	<=30567		NOT SALE	0.17	0.374
110	6C190-17450	KIT COTTER	2	>=30568	-		0	0
120	01173-61600	BOLT	2	<=30567			0.165	0.363
120	01173-51695	BOLT	2	>=30568	1		0.016	0.0352
130	04512-60160	WASHER SPRING	2				0.01	0.022
140	02174-50160	NUT	2				0.022	0.0484
150	63733-17270	PIN WHEEL TUBE	2				0.05	0.11
160	62131-17290	PIN	2				0.003	0.0066
170	35340-11390	NUT	12				0.03	0.066



## OLD PARTS



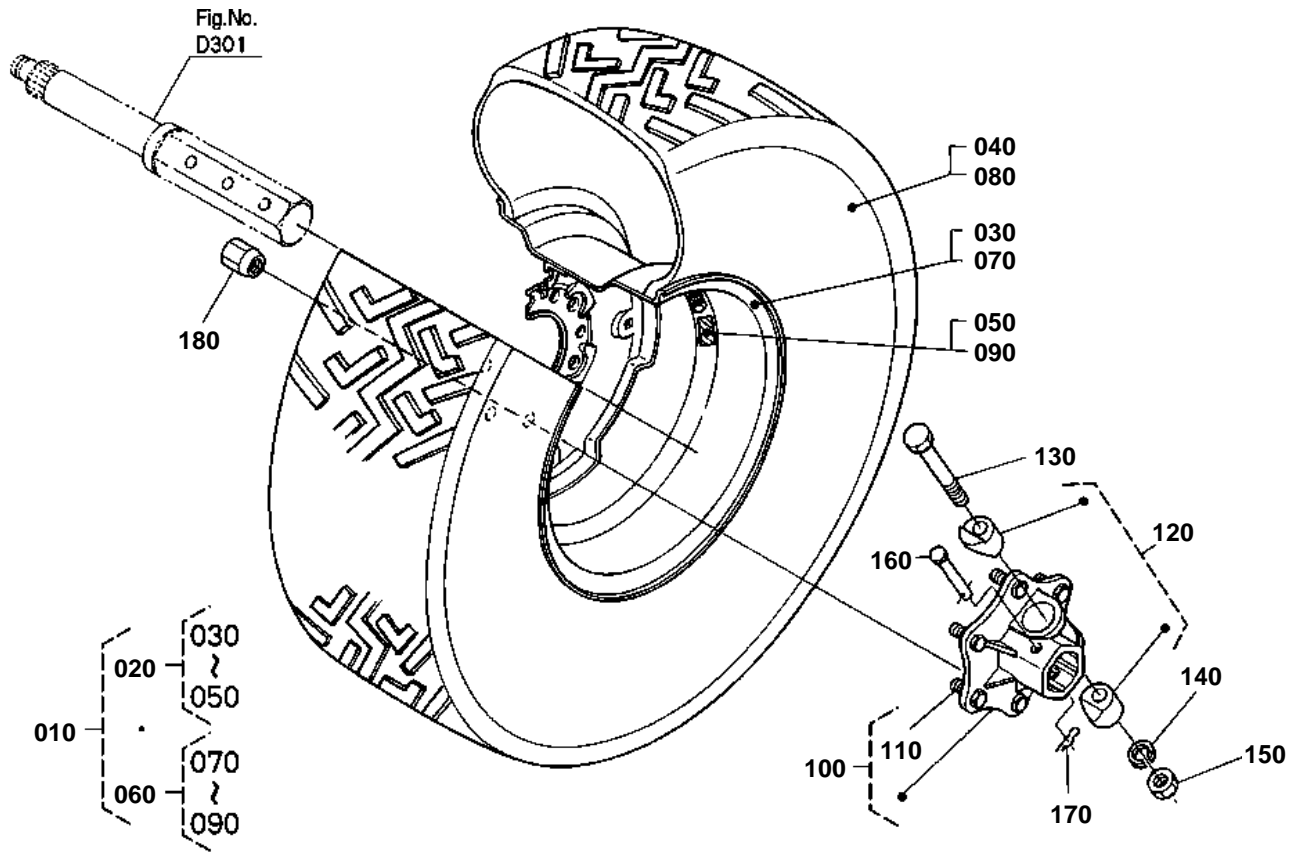
6C120-829-10

**REAR WHEEL(33\*12.5-15) [EXCEPT [AU] [NZ]]**

↔ Interchangeable; ≠ not interchangeable; ← new for old; → old for new

REF.No	Part No.	Description	Q'ty	S.No.	I/C	REMARKS	Weight (kgf)	Weight (lb)
030	6C040-50130	WHEEL	2				0	0
040	32550-45710	TIRE	2				0	0
050	6C040-50140	LABEL TIRE	2			NOT SALE	0	0
060	6C040-17413	ASSY HUB WHEEL	2				2.6	5.72
070	66704-17313	BOLT	12				0.049	0.1078
080	6C040-17460	COTTER	4	<=30567		NOT SALE	0.17	0.374
080	6C190-17450	KIT COTTER	2	>=30568	-		0	0
090	01173-61600	BOLT	2	<=30567			0.165	0.363
090	01173-51695	BOLT	2	>=30568	1		0.016	0.0352
100	04512-60160	WASHER SPRING	2				0.01	0.022
110	02174-50160	NUT	2				0.022	0.0484
120	63733-17270	PIN WHEEL TUBE	2				0.05	0.11
130	62131-17290	PIN	2				0.003	0.0066
140	35340-11390	NUT	12				0.03	0.066

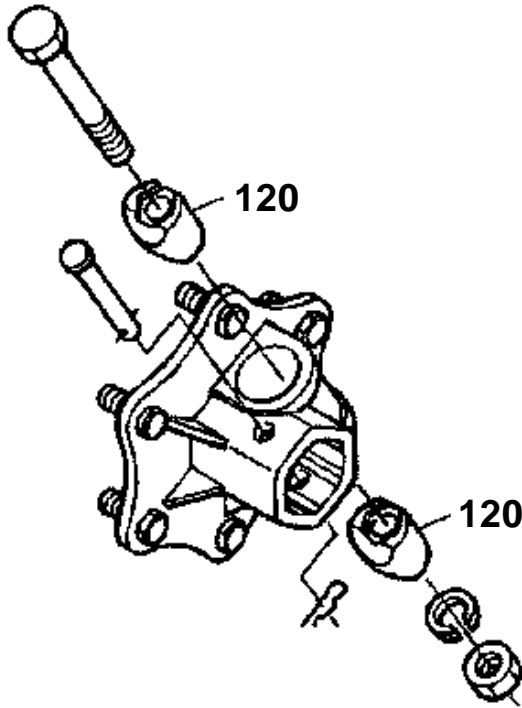
REAR WHEEL(31\*15.5-15) [EXCEPT [AU] [NZ]]



6C100-083-12



## OLD PARTS



6C120-827-10

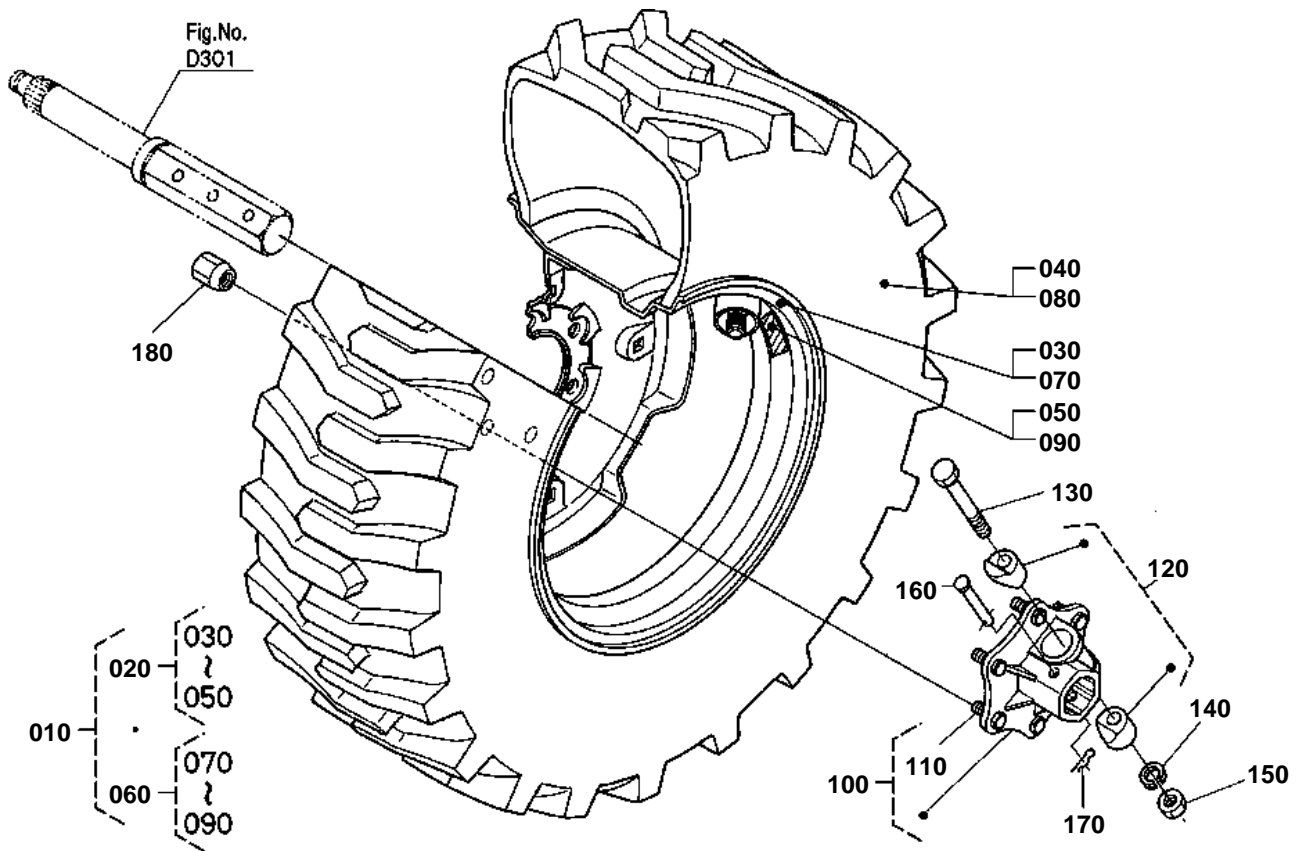


REAR WHEEL(31\*15.5-15) [EXCEPT [AU] [NZ]]

↔ Interchangeable; ≠ not interchangeable; ← new for old; → old for new

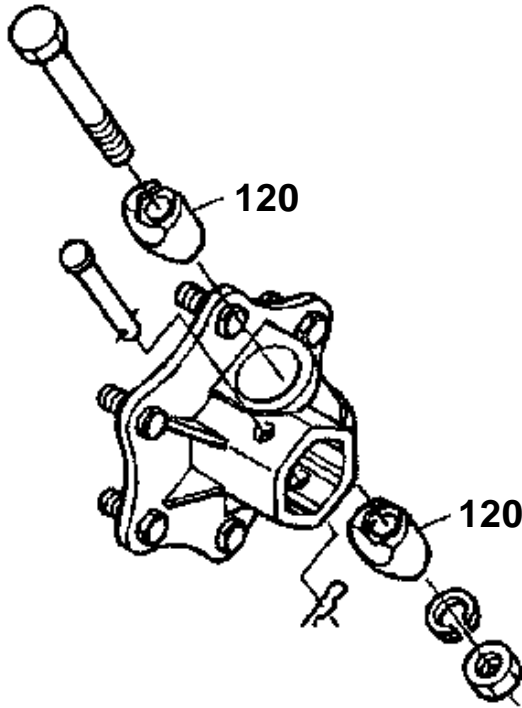
REF.No	Part No.	Description	Q'ty	S.No.	I/C	REMARKS	Weight (kgf)	Weight (lb)
030	35080-11540	WHEEL	1				0	0
040	66437-17630	TIRE	1				0	0
050	66437-17660	LABEL TIRE LH	1			NOT SALE	0	0
070	35080-11540	WHEEL	1				0	0
080	66437-17630	TIRE	1				0	0
090	66437-17670	LABEL TIRE RH	1			NOT SALE	0	0
100	6C040-17413	ASSY HUB WHEEL	2				2.6	5.72
110	66704-17313	BOLT	12				0.049	0.1078
120	6C040-17460	COTTER	4	<=30567		NOT SALE	0.17	0.374
120	6C190-17450	KIT COTTER	2	>=30568	→		0	0
130	01173-61600	BOLT	2	<=30567			0.165	0.363
130	01173-51695	BOLT	2	>=30568	↑		0.016	0.0352
140	04512-60160	WASHER SPRING	2				0.01	0.022
150	02174-50160	NUT	2				0.022	0.0484
160	63733-17270	PIN WHEEL TUBE	2				0.05	0.11
170	62131-17290	PIN	2				0.003	0.0066
180	35340-11390	NUT	12				0.03	0.066

REAR WHEEL(12-16.5) [EXCEPT [AU] [NZ]]



6C100-084-11

## OLD PARTS



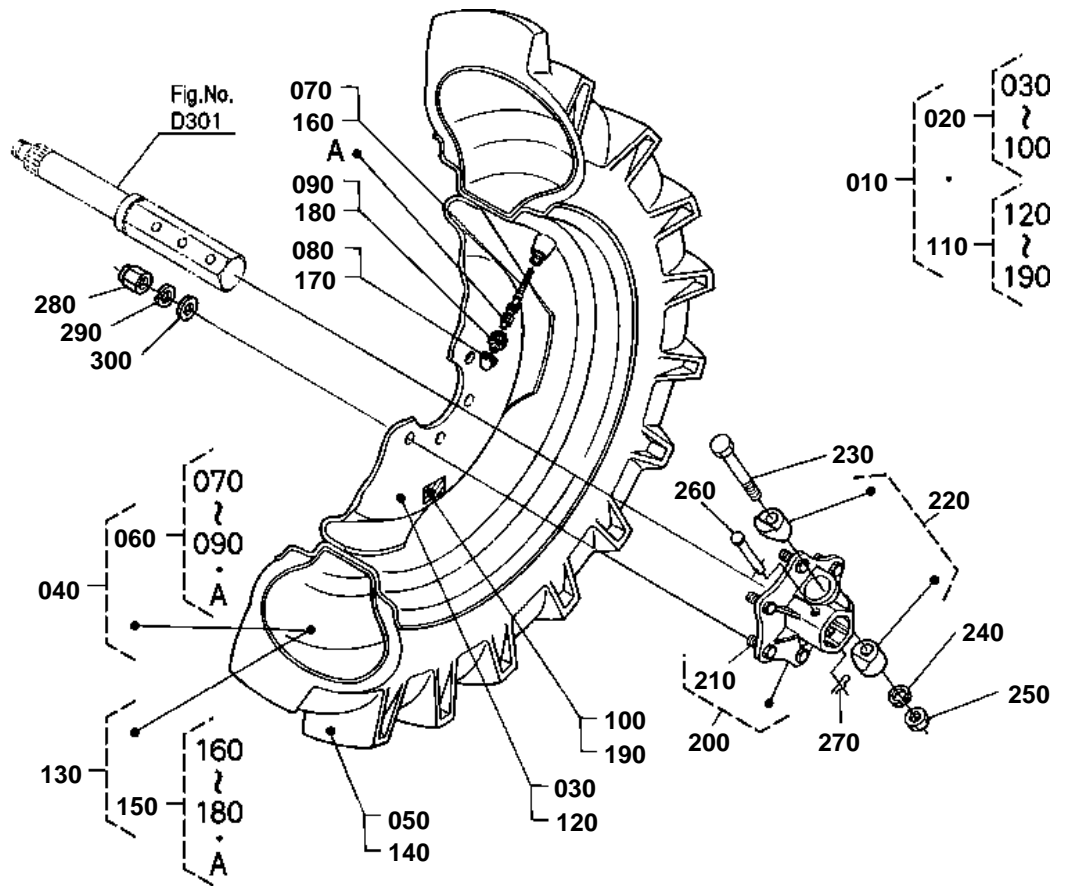
6C120-827-10



REAR WHEEL(12-16.5) [EXCEPT [AU] [NZ]]

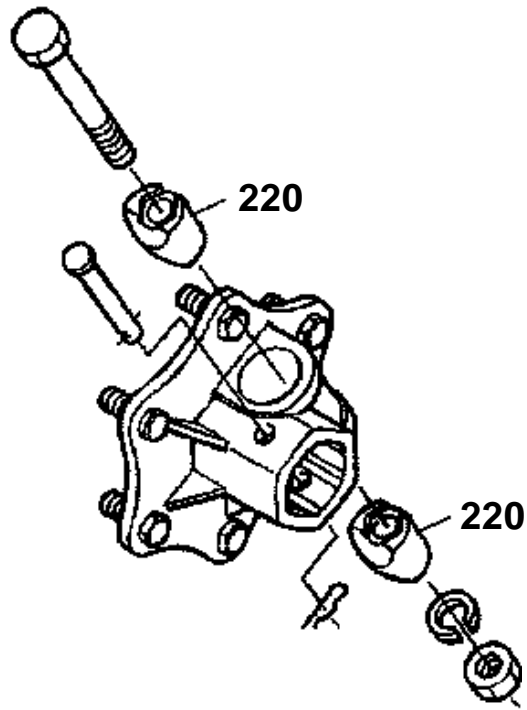
↔ Interchangeable; ≠ not interchangeable; ← new for old; → old for new

REF.No	Part No.	Description	Q'ty	S.No.	I/C	REMARKS	Weight (kgf)	Weight (lb)
030	6C040-50740	WHEEL	1				0	0
040	6C040-50750	TIRE	1				0	0
050	6C040-50760	LABEL TIRE LH	1			NOT SALE	0	0
070	6C040-50740	WHEEL	1				0	0
080	6C040-50750	TIRE	1				0	0
090	6C040-50770	LABEL TIRE RH	1			NOT SALE	0	0
100	6C040-17413	ASSY HUB WHEEL	2				2.6	5.72
110	66704-17313	BOLT	12				0.049	0.1078
120	6C040-17460	COTTER	4	<=30567		NOT SALE	0.17	0.374
120	6C190-17450	KIT COTTER	2	>=30568	→		0	0
130	01173-61600	BOLT	2	<=30567			0.165	0.363
130	01173-51695	BOLT	2	>=30568	↑		0.016	0.0352
140	04512-60160	WASHER SPRING	2				0.01	0.022
150	02174-50160	NUT	2				0.022	0.0484
160	63733-17270	PIN WHEEL TUBE	2				0.05	0.11
170	62131-17290	PIN	2				0.003	0.0066
180	35340-11390	NUT	12				0.03	0.066



6C100-085-11

## OLD PARTS



6C120-830-10

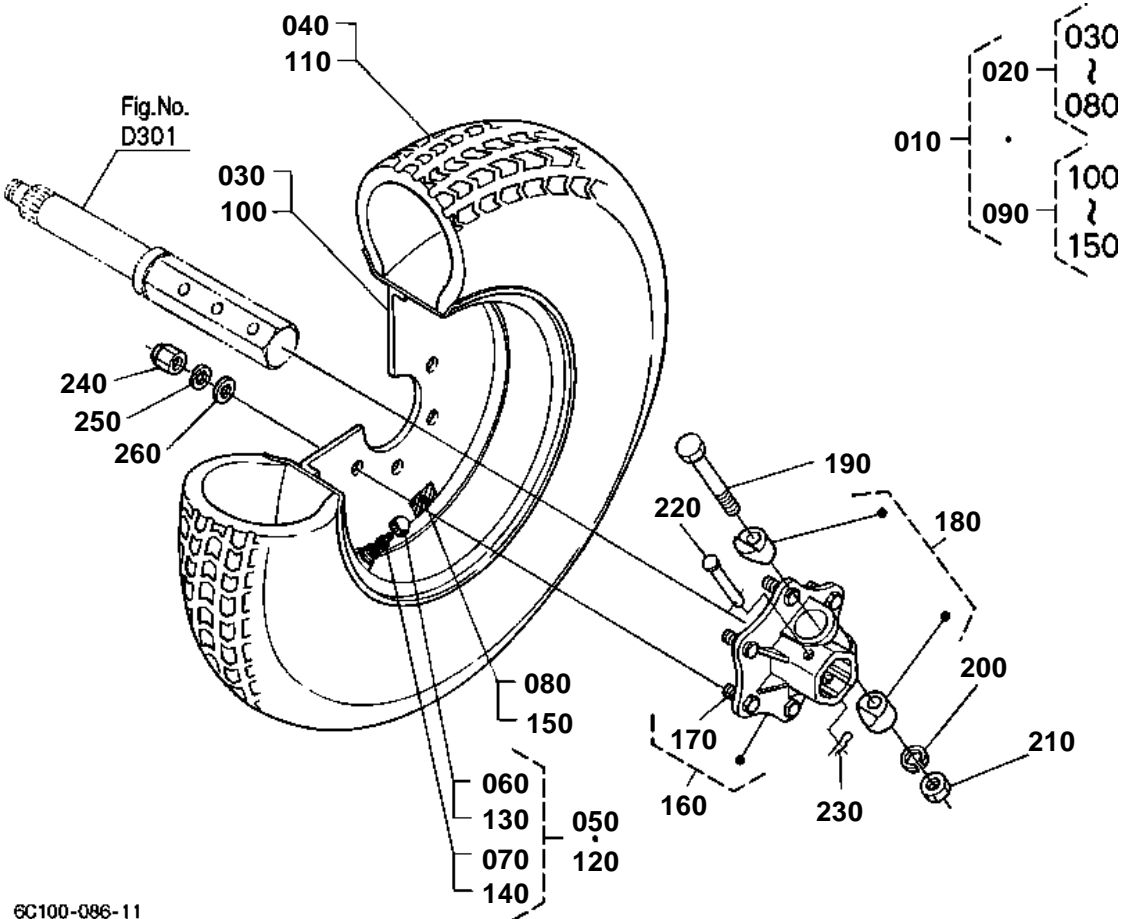


REAR WHEEL(9.5-16) [AU] [NZ]

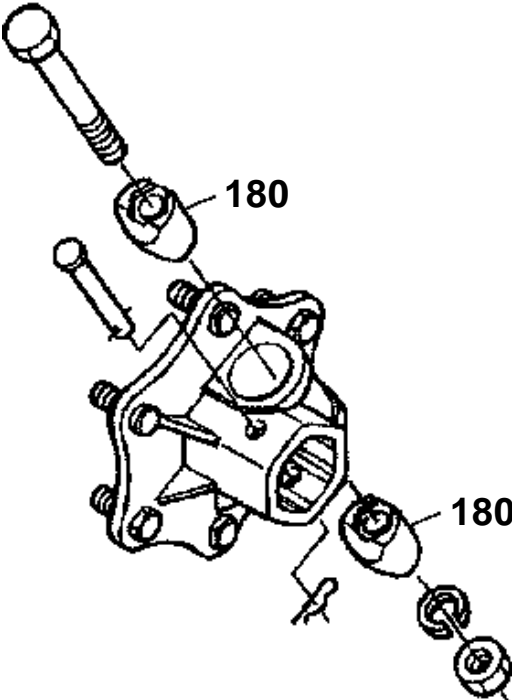
↔ Interchangeable; ≠ not interchangeable; ← new for old; → old for new

REF.No	Part No.	Description	Q'ty	S.No.	I/C	REMARKS	Weight (kgf)	Weight (lb)
010	66416-17500	ASSY REAR WHEEL	1				63	138.6
020	66416-17510	ASSY REAR WHEEL LH	1				32	70.4
030	66416-17520	WHEEL	1				12.5	27.5
040	96019-12120	TUBE	1				1.8	3.96
050	96019-12130	TIRE	1				17.4	38.28
060	32150-27700	HOUSING VALVE CORE	1				0.001	0.0022
070	32150-27740	CORE VALVE	1				0.003	0.0066
080	38240-11690	CAP VALVE	1				0.001	0.0022
090	32270-27710	NUT RIM	1				0.006	0.0132
100	66416-17530	LABEL LH	1				0.001	0.0022
110	66416-17540	ASSY REAR WHEEL RH	1				32	70.4
120	66416-17520	WHEEL	1				12.5	27.5
130	96019-12120	TUBE	1				1.8	3.96
140	96019-12130	TIRE	1				17.4	38.28
150	32150-27700	HOUSING VALVE CORE	1				0.001	0.0022
160	32150-27740	CORE VALVE	1				0.003	0.0066
170	38240-11690	CAP VALVE	1				0.001	0.0022
180	32270-27710	NUT RIM	1				0.006	0.0132
190	66416-17550	LABEL RH	1				0.001	0.0022
200	6C040-17413	ASSY HUB WHEEL	2				2.6	5.72
210	66704-17313	BOLT	12				0.049	0.1078
220	6C040-17460	COTTER	4	<=30567		NOT SALE	0.17	0.374
220	6C190-17450	KIT COTTER	2	>=30568	-		0	0
230	01173-61600	BOLT	2	<=30567			0.165	0.363
230	01173-51695	BOLT	2	>=30568	1		0.016	0.0352
240	04512-60160	WASHER SPRING	2				0.01	0.022
250	02174-50160	NUT	2				0.022	0.0484
260	63733-17270	PIN WHEEL TUBE	2				0.05	0.11
270	62131-17290	PIN	2				0.003	0.0066
280	35340-11390	NUT	12				0.03	0.066
290	04512-60140	WASHER SPRING	12				0.008	0.0176
300	04013-60140	WASHER PLAIN	12				0.01	0.022





# OLD PARTS



6C120-831-10



REAR WHEEL(31\*13.5-15) [AU] [NZ]

↔ Interchangeable; ≠ not interchangeable; ← new for old; → old for new

REF.No	Part No.	Description	Q'ty	S.No.	I/C	REMARKS	Weight (kgf)	Weight (lb)
010	66426-17700	ASSY REAR WHEEL	1				62	136.4
020	67405-17720	ASSY REAR WHEEL LH	1				31.5	69.3
030	66416-17720	WHEEL	1				13.5	29.7
040	96016-64130	TIRE	1				20	44
050	34159-11850	VALVE TIRE	1				0.013	0.0286
060	38240-11690	CAP VALVE	1				0.001	0.0022
070	32150-27740	CORE VALVE	1				0.003	0.0066
080	96016-64160	LABEL LH	1				0	0
090	67405-17750	ASSY REAR WHEEL RH	1				31.5	69.3
100	66416-17720	WHEEL	1				13.5	29.7
110	96016-64130	TIRE	1				20	44
120	34159-11850	VALVE TIRE	1				0.013	0.0286
130	38240-11690	CAP VALVE	1				0.001	0.0022
140	32150-27740	CORE VALVE	1				0.003	0.0066
150	96016-64170	LABEL RH	1				0	0
160	6C040-17413	ASSY HUB WHEEL	2				2.6	5.72
170	66704-17313	BOLT	12				0.049	0.1078
180	6C040-17460	COTTER	4	<=30567		NOT SALE	0.17	0.374
180	6C190-17450	KIT COTTER	2	>=30568	-		0	0
190	01173-61600	BOLT	2	<=30567			0.165	0.363
190	01173-51695	BOLT	2	>=30568	1		0.016	0.0352
200	04512-60160	WASHER SPRING	2				0.01	0.022
210	02174-50160	NUT	2				0.022	0.0484
220	63733-17270	PIN WHEEL TUBE	2				0.05	0.11
230	62131-17290	PIN	2				0.003	0.0066
240	35340-11390	NUT	12				0.03	0.066
250	04512-60140	WASHER SPRING	12				0.008	0.0176
260	04013-60140	WASHER PLAIN	12				0.01	0.022

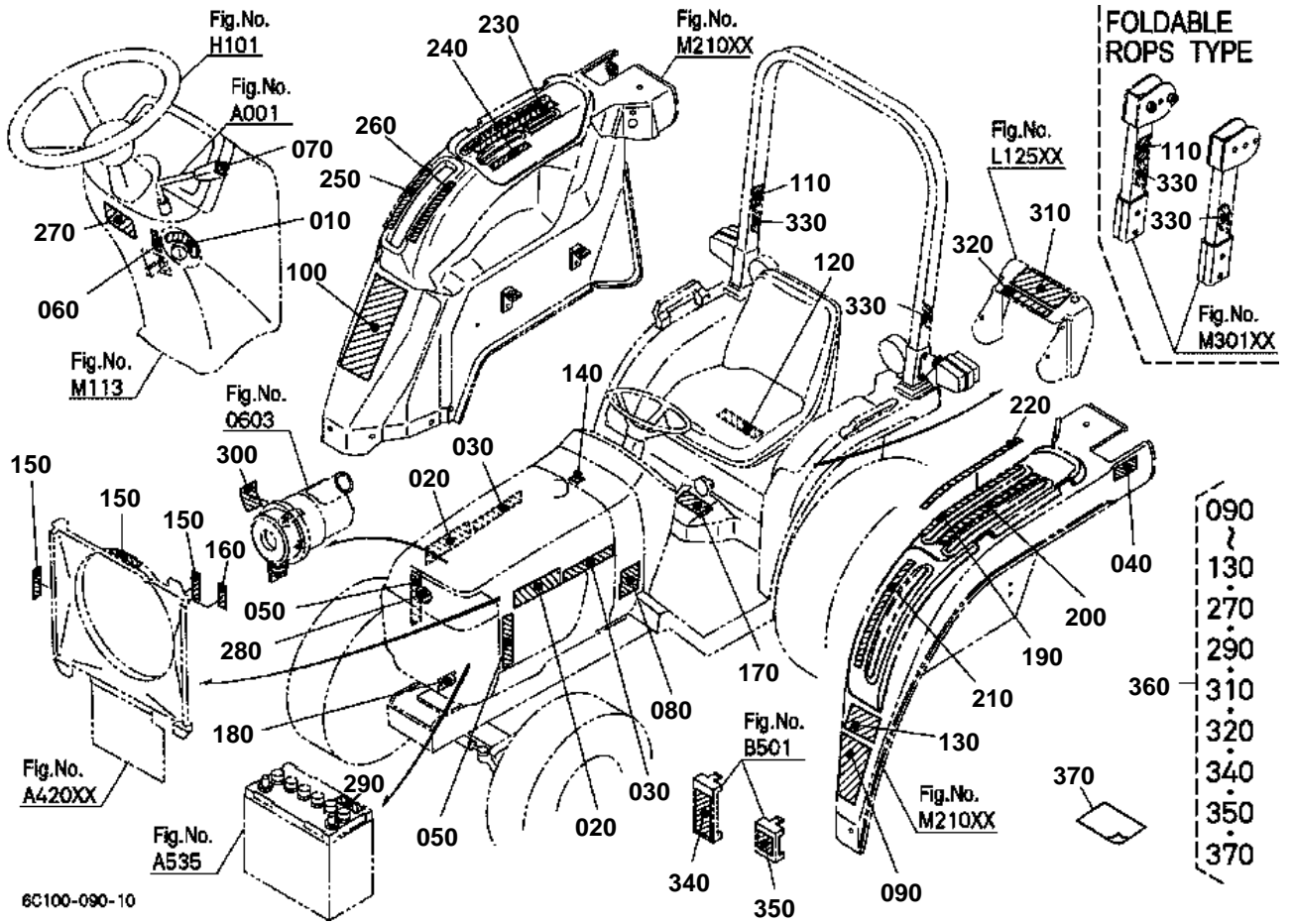




## LABEL [EXCEPT [AU] [NZ]] [ENGLISH]

↔ Interchangeable; ≠ not interchangeable; ← new for old; → old for new

REF.No	Part No.	Description	Q'ty	S.No.	I/C	REMARKS	Weight (kgf)	Weight (lb)
010	6C070-47212	MARK MAIN SWITCH	1				0.001	0.0022
020	6C100-47270	MARK	2				0.008	0.0176
030	K2571-65120	LABEL KUBOTA	2				0.005	0.011
040	6C040-47530	MARK 4WD	1				0.001	0.0022
050	6A325-47380	MARK SKIRT	2				0.003	0.0066
060	6C040-47512	LABEL PARKING	1				0.001	0.0022
070	TA040-49370	MARK ACCEL.GRIP	1				0.001	0.0022
080	6C090-49650	LABEL START CAUTION	1				0.005	0.011
090	6C070-47422	LABEL SAFETY	1				0.005	0.011
100	TA040-49320	LABEL ROPS WARNING	1			RIGID ROPS TYPE	0.001	0.0022
100	TA240-98480	LABEL ROPS WARNING	1			FOLDABLE ROPS TYPE	0.005	0.011
110	6C140-47460	LABEL ROPS WARNING	1			RIGID ROPS TYPE	0.001	0.0022
110	3A111-95540	LABEL ROPS CAUTION	1			FOLDABLE ROPS TYPE	0.003	0.0066
120	6C120-47460	LABEL PTO	1				0.001	0.0022
130	6C120-47450	LABEL PTO	1				0.001	0.0022
140	6C040-47412	LABEL FILLER CAUTION	1				0.001	0.0022
150	6C090-49580	LABEL FAN WARNING	3				0.001	0.0022
160	6C090-49590	LABEL MUFFLER	1				0.005	0.011
170	6C040-47480	LABEL PEDAL	1				0.002	0.0044
180	99999-99999	NAME PLATE	1				0	0
190	6C120-47300	LABEL MID PTO	1				0.001	0.0022
200	6C120-47320	LABEL PTO	1				0.001	0.0022
210	6C120-47330	LABEL RANGE SHIFT	1				0.001	0.0022
220	6C120-47390	LABEL GUIDE	1				0.001	0.0022
230	6C190-47350	LABEL HYDRAULIC	1				0.001	0.0022
240	6C040-47362	LABEL 4WD	1				0.001	0.0022
250	6C040-47382	LABEL GUIDE	1				0.001	0.0022
260	6C040-47392	LABEL GUIDE	1				0.001	0.0022
270	6C140-47430	LABEL PARKING	1				0.001	0.0022
270	6C150-47430	LABEL PARKING	1			OUT OF USE	0.002	0.0044
280	6A370-54180	MARK SYMBOL	1				0.009	0.0198
290	6C040-55590	LABEL BATTERY	1				0.001	0.0022
300	32721-58282	LABEL CAUTION	1				0.001	0.0022
310	TA040-49590	LABEL PTO WARNING	1				0	0
320	6C140-47440	LABEL DRAWBAR	1				0.001	0.0022
330	6C140-54990	REFLECTOR LABEL	2				0.003	0.0066
340	6C120-47403	KIT LABEL SAFETY	1				0.01	0.022

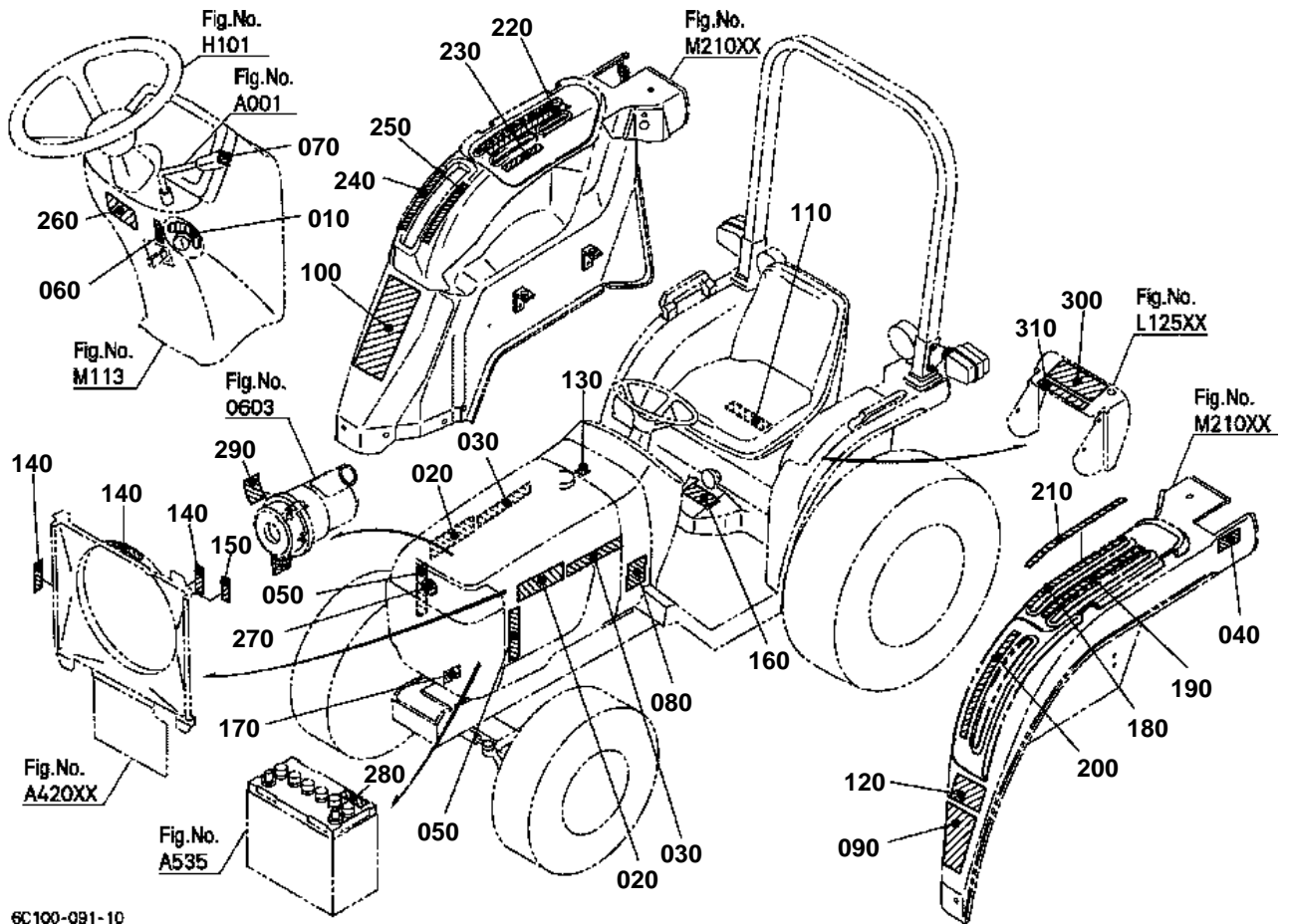




LABEL [EXCEPT [AU] [NZ]] [FRENCH]

↔ Interchangeable; ≠ not interchangeable; ← new for old; → old for new

REF.No	Part No.	Description	Q'ty	S.No.	I/C	REMARKS	Weight (kgf)	Weight (lb)
010	6C070-47212	MARK MAIN SWITCH	1				0.001	0.0022
020	6C100-47270	MARK	2				0.008	0.0176
030	K2571-65120	LABEL KUBOTA	2				0.005	0.011
040	6C040-47530	MARK 4WD	1				0.001	0.0022
050	6A325-47380	MARK SKIRT	2				0.003	0.0066
060	6C040-47512	LABEL PARKING	1				0.001	0.0022
070	TA040-49370	MARK ACCEL.GRIP	1				0.001	0.0022
080	6C091-49650	LABEL START CAUTION	1				0.01	0.022
090	6C071-47422	LABEL SAFETY	1				0.005	0.011
100	TA040-49150	LABEL ROPS WARNING	1			RIGID ROPS TYPE	0.003	0.0066
100	3A112-98480	LABEL ROPS WARNING	1			FOLDABLE ROPS TYPE	0.004	0.0088
110	6C141-47460	LABEL ROPS WARNING	1			RIGID ROPS TYPE	0.001	0.0022
110	3A112-95540	LABEL ROPS CAUTION	1			FOLDABLE ROPS TYPE	0.003	0.0066
120	6C121-47460	LABEL PTO	1				0.001	0.0022
130	6C121-47450	LABEL PTO	1				0.001	0.0022
140	6C040-47412	LABEL FILLER CAUTION	1				0.001	0.0022
150	6C090-49580	LABEL FAN WARNING	3				0.001	0.0022
160	6C090-49590	LABEL MUFFLER	1				0.005	0.011
170	6C040-47480	LABEL PEDAL	1				0.002	0.0044
180	99999-99999	NAME PLATE	1				0	0
190	6C120-47300	LABEL MID PTO	1				0.001	0.0022
200	6C120-47320	LABEL PTO	1				0.001	0.0022
210	6C120-47330	LABEL RANGE SHIFT	1				0.001	0.0022
220	6C120-47390	LABEL GUIDE	1				0.001	0.0022
230	6C190-47350	LABEL HYDRAULIC	1				0.001	0.0022
240	6C040-47362	LABEL 4WD	1				0.001	0.0022
250	6C040-47382	LABEL GUIDE	1				0.001	0.0022
260	6C040-47392	LABEL GUIDE	1				0.001	0.0022
270	6C141-47430	LABEL PARKING WARNIN	1				0.002	0.0044
270	6C151-47430	LABEL PARKING WARNIN	1			OUT OF USE	0.002	0.0044
280	6A370-54180	MARK SYMBOL	1				0.009	0.0198
290	6C021-92120	LABEL BATTERY	1				0.001	0.0022
300	32721-58282	LABEL CAUTION	1				0.001	0.0022
310	TA041-49590	LABEL PTO WARNING	1				0.001	0.0022
320	6C141-47440	LABEL DRAWBAR	1				0.001	0.0022
330	6C140-54990	REFLECTOR LABEL	2				0.003	0.0066
340	6C191-92110	LABEL FUSE	1				0.001	0.0022
350	6C191-92120	LABEL FUSE	1			OUT OF USE	0.001	0.0022
350	6C101-92120	LABEL FUSE	1				0.001	0.0022
360	6C191-92100	KIT LABEL	1				0	0
370	6C191-92050	OPERATOR'S MANUAL	1	<=30577			0	0
370	6C191-92052	OPERATOR'S MANUAL	1	>=30578	-		0	0



6C100-091-10

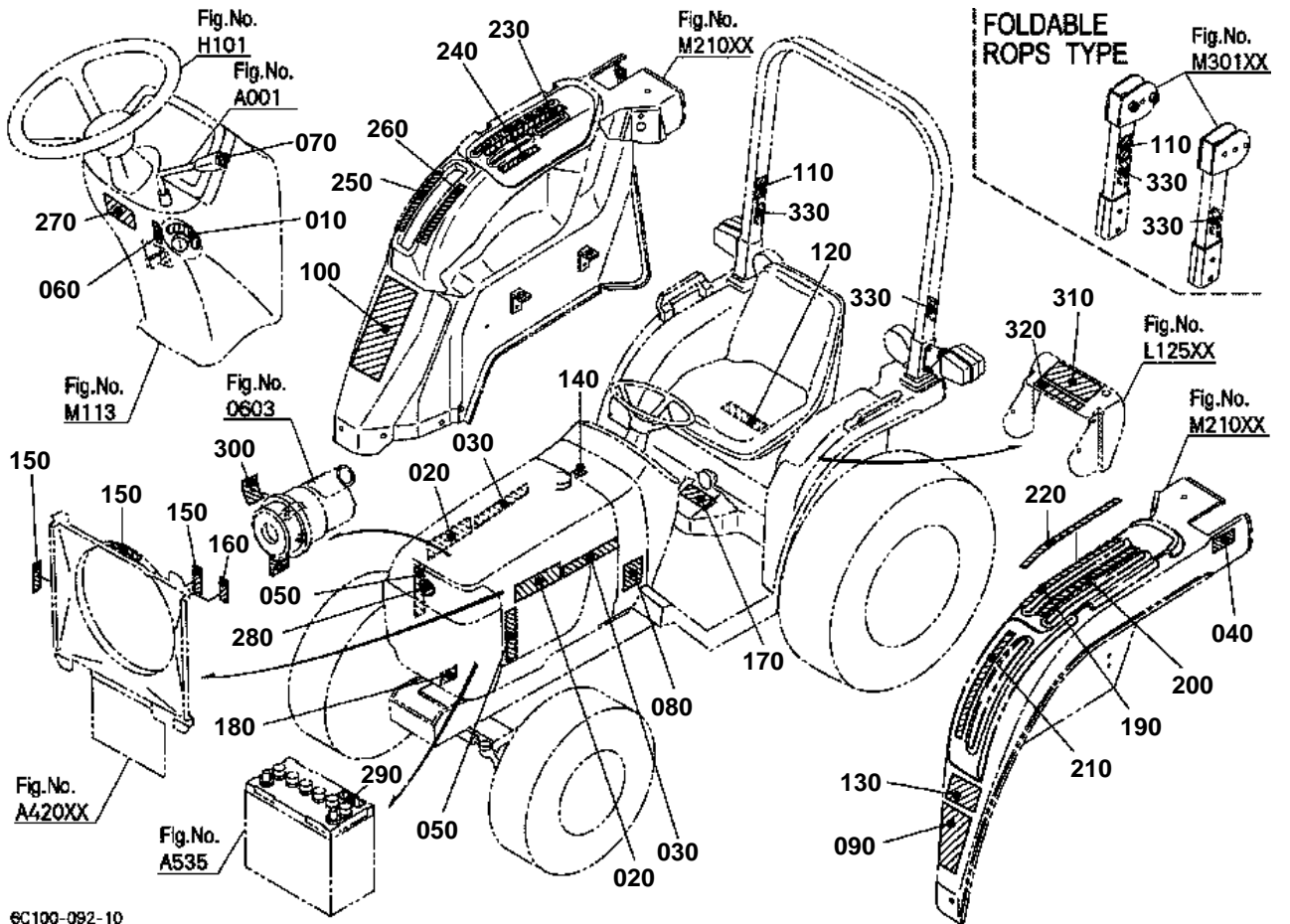




## LABEL [AU]

↔ Interchangeable; ≠ not interchangeable; ← new for old; → old for new

REF.No	Part No.	Description	Q'ty	S.No.	I/C	REMARKS	Weight (kgf)	Weight (lb)
010	6C070-47212	MARK MAIN SWITCH	1				0.001	0.0022
020	6C100-47270	MARK	2				0.008	0.0176
030	K2571-65120	LABEL KUBOTA	2				0.005	0.011
040	6C040-47530	MARK 4WD	1				0.001	0.0022
050	6A325-47380	MARK SKIRT	2				0.003	0.0066
060	6C040-47512	LABEL PARKING	1				0.001	0.0022
070	TA040-49370	MARK ACCEL.GRIP	1				0.001	0.0022
080	6C090-49650	LABEL START CAUTION	1				0.005	0.011
090	6C070-47422	LABEL SAFETY	1				0.005	0.011
100	TA040-49320	LABEL ROPS WARNING	1				0.001	0.0022
110	6C120-47460	LABEL PTO	1				0.001	0.0022
120	6C120-47450	LABEL PTO	1				0.001	0.0022
130	6C040-47412	LABEL FILLER CAUTION	1				0.001	0.0022
140	6C090-49580	LABEL FAN WARNING	3				0.001	0.0022
150	6C090-49590	LABEL MUFFLER	1				0.005	0.011
160	6C040-47480	LABEL PEDAL	1				0.002	0.0044
170	99999-99999	NAME PLATE	1				0	0
180	6C120-47300	LABEL MID PTO	1				0.001	0.0022
190	6C120-47320	LABEL PTO	1				0.001	0.0022
200	6C120-47330	LABEL RANGE SHIFT	1				0.001	0.0022
210	6C120-47390	LABEL GUIDE	1				0.001	0.0022
220	6C190-47350	LABEL HYDRAULIC	1				0.001	0.0022
230	6C040-47362	LABEL 4WD	1				0.001	0.0022
240	6C040-47382	LABEL GUIDE	1				0.001	0.0022
250	6C040-47392	LABEL GUIDE	1				0.001	0.0022
260	6C140-47430	LABEL PARKING	1				0.001	0.0022
270	6A370-54180	MARK SYMBOL	1				0.009	0.0198
280	6C040-55590	LABEL BATTERY	1				0.001	0.0022
290	32721-58282	LABEL CAUTION	1				0.001	0.0022
300	TA040-49590	LABEL PTO WARNING	1				0	0
310	6C140-47440	LABEL DRAWBAR	1				0.001	0.0022



6C100-092-10



**LABEL [NZ]**

↔ Interchangeable; ≠ not interchangeable; ← new for old; → old for new

REF.No	Part No.	Description	Q'ty	S.No.	I/C	REMARKS	Weight (kgf)	Weight (lb)
010	6C070-47212	MARK MAIN SWITCH	1				0.001	0.0022
020	6C100-47270	MARK	2				0.008	0.0176
030	K2571-65120	LABEL KUBOTA	2				0.005	0.011
040	6C040-47530	MARK 4WD	1				0.001	0.0022
050	6A325-47380	MARK SKIRT	2				0.003	0.0066
060	6C040-47512	LABEL PARKING	1				0.001	0.0022
070	TA040-49370	MARK ACCEL.GRIP	1				0.001	0.0022
080	6C090-49650	LABEL START CAUTION	1				0.005	0.011
090	6C070-47422	LABEL SAFETY	1				0.005	0.011
100	TA040-49320	LABEL ROPS WARNING	1			RIGID ROPS TYPE	0.001	0.0022
100	TA240-98480	LABEL ROPS WARNING	1			FOLDABLE ROPS TYPE	0.005	0.011
110	6C140-47460	LABEL ROPS WARNING	1			RIGID ROPS TYPE	0.001	0.0022
110	3A111-95540	LABEL ROPS CAUTION	1			FOLDABLE ROPS TYPE	0.003	0.0066
120	6C120-47460	LABEL PTO	1				0.001	0.0022
130	6C120-47450	LABEL PTO	1				0.001	0.0022
140	6C040-47412	LABEL FILLER CAUTION	1				0.001	0.0022
150	6C090-49580	LABEL FAN WARNING	3				0.001	0.0022
160	6C090-49590	LABEL MUFFLER	1				0.005	0.011
170	6C040-47480	LABEL PEDAL	1				0.002	0.0044
180	99999-99999	NAME PLATE	1				0	0
190	6C120-47300	LABEL MID PTO	1				0.001	0.0022
200	6C120-47320	LABEL PTO	1				0.001	0.0022
210	6C120-47330	LABEL RANGE SHIFT	1				0.001	0.0022
220	6C120-47390	LABEL GUIDE	1				0.001	0.0022
230	6C190-47350	LABEL HYDRAULIC	1				0.001	0.0022
240	6C040-47362	LABEL 4WD	1				0.001	0.0022
250	6C040-47382	LABEL GUIDE	1				0.001	0.0022
260	6C040-47392	LABEL GUIDE	1				0.001	0.0022
270	6C140-47430	LABEL PARKING	1				0.001	0.0022
280	6A370-54180	MARK SYMBOL	1				0.009	0.0198
290	6C040-55590	LABEL BATTERY	1				0.001	0.0022
300	32721-58282	LABEL CAUTION	1				0.001	0.0022
310	TA040-49590	LABEL PTO WARNING	1				0	0
320	6C140-47440	LABEL DRAWBAR	1				0.001	0.0022
330	6C140-54990	REFLECTOR LABEL	2				0.003	0.0066

**ACCESSORIES AND SERVICE PARTS  
ACCESSOIRES ET PIECES DE SERVICE  
SONTIGES ZUBEHOER UND SERVICE-TEILE**

TITLE-001-10

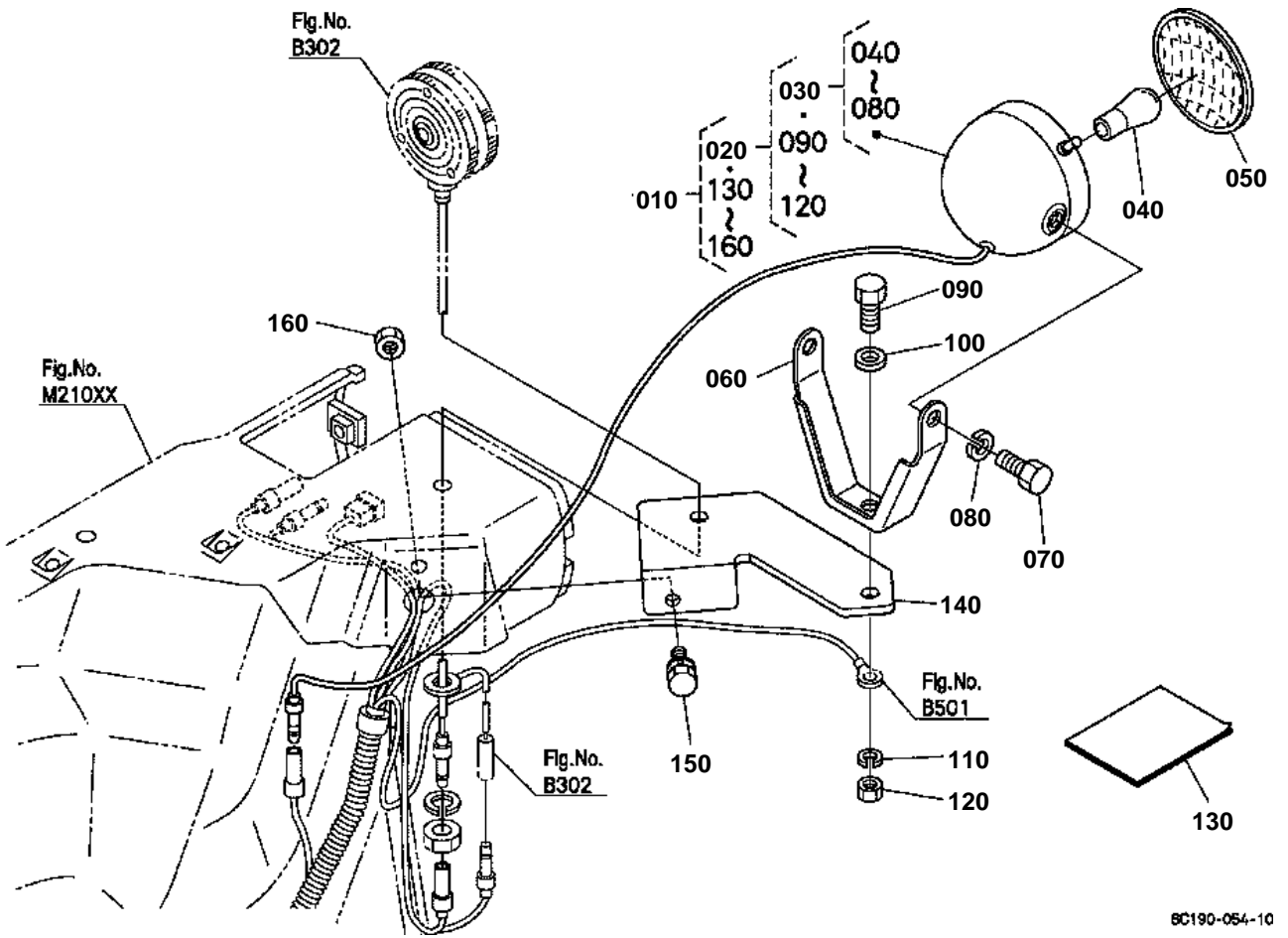


ACCESSORIES AND SERVICE PARTS

↔ Interchangeable; ≠ not interchangeable; ← new for old; → old for new

REF.No	Part No.	Description	Q'ty	S.No.	I/C	REMARKS	Weight (kgf)	Weight (lb)
010	6C190-63110	OPERATOR'S MANUAL	1	<=30577		ENGLISH	0	0
010	6C190-63112	OPERATOR'S MANUAL	1	>=30578	-	ENGLISH	0.19	0.418
010	6C191-92050	OPERATOR'S MANUAL	1	<=30577		FRENCH	0	0
010	6C191-92052	OPERATOR'S MANUAL	1	>=30578	-	FRENCH	0	0
020	15241-86612	WRENCH FILTER	1				0.115	0.253
030	1G111-65720	FUSE	1			30A	0.009	0.0198
040	67401-62930	ASSY SPACER CLUTCH	1				0.03	0.066
050	67211-62940	PIECE DISTANCE	1			NOT SALE	0.08	0.176
060	67401-62950	LABEL CLUTCH SPACER	1				0.002	0.0044
070	66416-62920	ASSY BAG SPARE FUSE	1				0.01	0.022
080	66416-62930	FUSE AUTO	2			15A	0	0
080	35820-75560	FUSE AUTO	2		<<	15A	0.002	0.0044
090	04013-60120	WASHER PLAIN	12			FOR FRONT WHEEL	0.01	0.022
100	04512-60120	WASHER SPRING	12			FOR FRONT WHEEL	0.005	0.011
110	02176-50120	NUT	12			FOR FRONT WHEEL	0.01	0.022
120	35340-11390	NUT	12			FOR REAR WHEEL	0.03	0.066
130	04512-60140	WASHER SPRING	12			FOR REAR WHEEL[AU][NZ]	0.008	0.0176
140	04013-60140	WASHER PLAIN	12			FOR REAR WHEEL[AU][NZ]	0.01	0.022

WORKING LIGHT KIT [OPTION]



8C190-054-10

**WORKING LIGHT KIT [OPTION]**

S.No.;&lt;=30577

↔ Interchangeable; ≠ not interchangeable; ← new for old; → old for new

REF.No	Part No.	Description	Q'ty	S.No.	I/C	REMARKS	Weight (kgf)	Weight (lb)
010	6C040-95503	KIT LIGHT WORKING	1				0.86	1.892
020	35871-97600	ASSY LIGHT WORKING	1				0.88	1.936
030	35871-75900	ASSY LIGHT WORKING	1				0.85	1.87
040	68331-53360	BULB	1			35W	0.015	0.033
050	68331-53310	LENS	1				0.15	0.33
060	35861-75910	STAY WORKING LAMP 4	1			NOT SALE	0.25	0.55
070	01153-50820	BOLT	2				0.012	0.0264
080	04512-60080	WASHER SPRING	2				0.002	0.0044
090	01173-51020	BOLT	1				0.017	0.0374
100	04013-60100	WASHER PLAIN	1				0.003	0.0066
110	04512-60100	WASHER SPRING	1				0.002	0.0044
120	02118-50100	NUT	1				0.005	0.011
130	6C040-95513	MANUAL ASSEMBLY	1			NOT SALE	0.004	0.0088
140	6C040-95530	STAY WORKING LIGHT	1				0.44	0.968
150	01123-50820	BOLT	1				0.011	0.0242
160	02114-50080	NUT	1				0.005	0.011





**WORKING LIGHT KIT [OPTION]**

S.No.;&gt;=30578

↔ Interchangeable; ≠ not interchangeable; ← new for old; → old for new

REF.No	Part No.	Description	Q'ty	S.No.	I/C	REMARKS	Weight (kgf)	Weight (lb)
010	6C040-95504	KIT LIGHT WORKING	1				0	0
020	H3580-97000	ASSY LIGHT WORKING	1				0.513	1.1286
030	TC022-34620	BULB	1			35W	0	0
040	TC022-34610	LENS	1				0	0
050	TC022-34660	ASSY BRACKET	1				0	0
060	TC022-34630	BOLT	1				0	0
070	TC022-34640	WASHER SPRING	1				0	0
080	TC022-34650	NUT	1				0	0
090	TC022-34670	WASHER PLAIN	1				0	0
100	TC022-34680	WASHER SPRING	1				0	0
110	TC022-34690	NUT	1				0	0
120	TC022-34710	WIRE HARNESS	1				0	0
130	6C040-95520	WIRE HARNESS	1			OUT OF USE	0.008	0.0176
140	6C040-95514	MANUAL ASSEMBLY	1			NOT SALE	0.004	0.0088
150	6C040-95530	STAY WORKING LIGHT	1				0.44	0.968
160	01123-50820	BOLT	1				0.011	0.0242
170	02114-50080	NUT	1				0.005	0.011